

寶  
峰 high peak

SALES BROCHURE

售樓說明書



# TABLE OF CONTENTS

## 目錄



1. NOTES TO PURCHASERS OF FIRST-HAND RESIDENTIAL PROPERTIES  
一手住宅物業買家須知
2. INFORMATION ON THE DEVELOPMENT  
發展項目的資料
3. INFORMATION ON VENDOR AND OTHERS INVOLVED IN THE DEVELOPMENT  
賣方及有參與發展項目的其他人的資料
4. RELATIONSHIP BETWEEN PARTIES INVOLVED IN THE DEVELOPMENT  
有參與發展項目的各方的關係
5. INFORMATION ON DESIGN OF THE DEVELOPMENT  
發展項目的設計的資料
6. INFORMATION ON PROPERTY MANAGEMENT  
物業管理的資料
7. LOCATION PLAN OF THE DEVELOPMENT  
發展項目的所在位置圖
8. AERIAL PHOTOGRAPH OF THE DEVELOPMENT  
發展項目的鳥瞰照片
9. OUTLINE ZONING PLAN ETC. RELATING TO THE DEVELOPMENT  
關乎發展項目的分區計劃大綱圖等
10. LAYOUT PLAN OF THE DEVELOPMENT  
發展項目的布局圖
11. FLOOR PLANS OF RESIDENTIAL PROPERTIES IN THE DEVELOPMENT  
發展項目的住宅物業的樓面平面圖
12. AREA OF RESIDENTIAL PROPERTIES IN THE DEVELOPMENT  
發展項目中的住宅物業的面積
13. FLOOR PLANS OF PARKING SPACES IN THE DEVELOPMENT  
發展項目中的停車位的樓面平面圖
14. SUMMARY OF PRELIMINARY AGREEMENT FOR SALE AND PURCHASE  
臨時買賣合約的摘要
15. SUMMARY OF DEED OF MUTUAL COVENANT  
公契的摘要
16. SUMMARY OF LAND GRANT  
批地文件的摘要
17. INFORMATION ON PUBLIC FACILITIES AND PUBLIC OPEN SPACES  
公共設施及公眾休憩用地的資料
18. WARNING TO PURCHASERS  
對買方的警告
19. CROSS-SECTION PLAN OF BUILDING IN THE DEVELOPMENT  
發展項目中的建築物的橫截面圖
20. ELEVATION PLAN  
立面圖
21. INFORMATION ON COMMON FACILITIES IN THE DEVELOPMENT  
發展項目中的公用設施的資料
22. INSPECTION OF PLANS AND DEED OF MUTUAL COVENANT  
閱覽圖則及公契
23. FITTINGS, FINISHES AND APPLIANCES  
裝置、裝修物料及設備
24. SERVICE AGREEMENTS  
服務協議
25. GOVERNMENT RENT  
地稅
26. MISCELLANEOUS PAYMENTS BY PURCHASER  
買方的雜項付款
27. DEFECT LIABILITY WARRANTY PERIOD  
欠妥之處的保養責任期
28. MAINTENANCE OF SLOPES  
斜坡維修
29. MODIFICATION  
修訂
30. RELEVANT INFORMATION  
有關資料
31. ADDRESS OF THE WEBSITE DESIGNATED BY THE VENDOR FOR THE DEVELOPMENT  
賣方就發展項目指定的互聯網網站的網址
32. INFORMATION IN APPLICATION FOR CONCESSION ON GROSS FLOOR AREA OF BUILDING  
申請建築物總樓面面積寬免的資料

# 1 NOTES TO PURCHASERS OF FIRST-HAND RESIDENTIAL PROPERTIES

## 一手住宅物業買家須知



You are advised to take the following steps before purchasing first-hand residential properties.

### For all first-hand residential properties

#### 1. Important information

- Make reference to the materials available on the Sales of First-hand Residential Properties Electronic Platform (SRPE) ([www.srpe.gov.hk](http://www.srpe.gov.hk)) on the first-hand residential property market.
- Study the information on the website designated by the vendor for the development, including the sales brochure, price lists, documents containing the sales arrangements, and the register of transactions of a development.
- Sales brochure for a development will be made available to the general public at least 7 days immediately before a date of sale while price list and sales arrangements will be made available at least 3 days immediately before the date of sale.
- Information on transactions can be found on the register of transactions on the website designated by the vendor for the development and the SRPE.

#### 2. Fees, mortgage loan and property price

- Calculate the total expenses of the purchase, such as solicitors' fees, mortgage charges, insurance fees and stamp duties.
- Check with banks to find out if you will be able to obtain the needed mortgage loan, select the appropriate payment method and calculate the amount of the mortgage loan to ensure it is within your repayment ability.
- Check recent transaction prices of comparable properties for comparison.
- Check with the vendor or the estate agent the estimated management fee, the amount of management fee payable in advance (if any), special fund payable (if any), the amount of reimbursement of the deposits for water, electricity and gas (if any), and/or the amount of debris removal fee (if any) you have to pay to the vendor or the manager of the development.

#### 3. Price list, payment terms and other financial incentives

- Vendors may not offer to sell all the residential properties that are covered in a price list. To know which residential properties the vendors

may offer to sell, pay attention to the sales arrangements which will be announced by the vendors at least 3 days before the relevant residential properties are offered to be sold.

- Pay attention to the terms of payment as set out in a price list. If there are discounts on the price, gift, or any financial advantage or benefit to be made available in connection with the purchase of the residential properties, such information will also be set out in the price list.
- If you intend to opt for any mortgage loan plans offered by financial institutions specified by the vendor, before entering into a preliminary agreement for sale and purchase (PASP), you must study the details of various mortgage loan plans<sup>1</sup> as set out in the price list concerned. If you have any questions about these mortgage loan plans, you should check with the financial institutions concerned direct before entering into a PASP.

#### 4. Property area and its surroundings

- Pay attention to the area information in the sales brochure and price list, and price per square foot/metre in the price list. According to the Residential Properties (First-hand Sales) Ordinance (Cap. 621) (the Ordinance), vendors can only present the area and price per square foot and per square metre of a residential property using saleable area. Saleable area, in relation to a residential property, means the floor area of the residential property, and includes the floor area of every one of the following to the extent that it forms part of the residential property - (i) a balcony; (ii) a utility platform; and (iii) a verandah. The saleable area excludes the area of the following which forms part of the residential property - air-conditioning plant room; bay window; cockloft; flat roof; garden; parking space; roof; stairhood; terrace and yard.
- Floor plans of all residential properties in the development have to be shown in the sales brochure. In a sales brochure, floor plans of residential properties in the development must state the external and

<sup>1</sup> The details of various mortgage loan plans include the requirements for mortgagors on minimum income level, the loan limit under the first mortgage and second mortgage, the maximum loan repayment period, the change of mortgage interest rate throughout the entire repayment period, and the payment of administrative fees.

<sup>2</sup> According to section 10(2)(d) in Part 1 of Schedule 1 to the Ordinance, each of the floor plans of the residential properties in the development in the sales brochure must state the following—  
(i) the external dimensions of each residential property;  
(ii) the internal dimensions of each residential property;  
(iii) the thickness of the internal partitions of each residential property;  
(iv) the external dimensions of individual compartments in each residential property.  
According to section 10(3) in Part 1 of Schedule 1 to the Ordinance, if any information required by section 10(2)(d) in Part 1 of Schedule 1 to the Ordinance is provided in the approved building plans for the development, a floor plan must state the information as so provided.

internal dimensions of each residential property<sup>2</sup>. The external and internal dimensions of residential properties as provided in the sales brochure exclude plaster and finishes. You are advised to note this if you want to buy furniture before handing over of the residential property.

- Visit the development site and get to know the surroundings of the property (including transportation and community facilities). Check town planning proposals and decisions which may affect the property. Take a look at the location plan, aerial photograph, outline zoning plan and cross-section plan that are provided in the sales brochure.

#### 5. Sales brochure

- Ensure that the sales brochure obtained is the latest version. According to the Ordinance, the sales brochure made available to the public should be printed or examined, or examined and revised within the previous 3 months.
- In respect of an uncompleted development, the vendor may alter the building plans (if any) whenever the vendor considers necessary. To know the latest information of an uncompleted development, keep paying attention to any revised sales brochures made available by the vendor.
- Read through the sales brochure and in particular, check the following information in the sales brochure -
  - whether there is a section on “relevant information” in the sales brochure, under which information on any matter that is known to the vendor but is not known to the general public, and is likely to materially affect the enjoyment of a residential property will be set out. Please note that information contained in a document that has been registered with the Land Registry will not be regarded as “relevant information”;
  - the cross-section plan showing a cross-section of the building in relation to every street adjacent to the building, and the level of every such street in relation to a known datum and to the level of the lowest residential floor of the building. This will help you visualize the difference in height between the lowest residential floor of a building and the street level, regardless of how that lowest residential floor is named;
  - interior and exterior fittings and finishes and appliances;
  - the basis on which management fees are shared;
  - whether individual owners have obligations or need to share the expenses for managing, operating and maintaining the public



# 1 NOTES TO PURCHASERS OF FIRST-HAND RESIDENTIAL PROPERTIES

## 一手住宅物業買家須知



open space or public facilities inside or outside the development, and the location of the public open space or public facilities; and

- whether individual owners have responsibility to maintain slopes.

### 6. Government land grant and deed of mutual covenant (DMC)

- Read the Government land grant and the DMC (or the draft DMC). Information such as ownership of the rooftop and external walls can be found in the DMC. The vendor will provide copies of the Government land grant and the DMC (or the draft DMC) at the place where the sale is to take place for free inspection by prospective purchasers.
- Check the Government land grant on whether individual owners are liable to pay Government rent.
- Check the DMC on whether animals can be kept in the residential property.

### 7. Information on Availability of Residential Properties for Selection at Sales Office

- Check with the vendor which residential properties are available for selection. If a “consumption table” is displayed by the vendor at the sales office, you may check from the table information on the progress of sale on a date of sale, including which residential properties are offered for sale at the beginning of that date of sale and which of them have been selected and sold during that date of sale.
- Do not believe in rumours about the sales condition of the development and enter into a PASP rashly.

### 8. Register of Transactions

- Pay attention to the register of transactions for a development. A vendor must, within 24 hours after entering into a PASP with a purchaser, enter transaction information of the PASP in the register of transactions. The vendor must, within 1 working day after entering into an agreement for sale and purchase (ASP), enter transaction information of the ASP in the register of transactions. Check the register of transactions for the concerned development to learn more about the sales condition of the development.
- Never take the number of registrations of intent or cashier orders a vendor has received for the purpose of registration as an indicator of the sales volume of a development. The register of transactions for a development is the most reliable source of information from which members of the public can grasp the daily sales condition of the development.

### 9. Agreement for sale and purchase

- Ensure that the PASP and ASP include the mandatory provisions as required by the Ordinance.
- Pay attention that fittings, finishes and appliances to be included in the sale and purchase of the property are inserted in the PASP and ASP.
- Pay attention to the area plan annexed to the ASP which shows the total area which the vendor is selling to you. The total area which the vendor is selling to you is normally greater than the saleable area of the property.
- Pay attention to the vendor’s right to alter the building plans (if any) for an uncompleted development. The mandatory provisions to be incorporated in an ASP for uncompleted development as required by the Ordinance include a provision requiring the vendor to notify the purchaser in writing of such alteration if the same affects in any way the property within 14 days after its having been approved by the Building Authority.
- A preliminary deposit of **5%** of the purchase price is payable by you to the owner (i.e. the seller) on entering into a PASP.
- If you do not execute the ASP within **5 working days** (working day means a day that is not a general holiday or a Saturday or a black rainstorm warning day or gale warning day) after entering into the PASP, the PASP is terminated, the preliminary deposit (i.e. 5% of the purchase price) is forfeited, and the owner (i.e. the seller) does not have any further claim against you for not executing the ASP.
- If you execute the ASP within 5 working days after the signing of the PASP, the owner (i.e. the seller) must execute the ASP within 8 working days after entering into the PASP.
- The deposit should be made payable to the solicitors’ firm responsible for stakeholding purchasers’ payments for the property.

### 10. Expression of intent of purchasing a residential property

- Note that vendors (including their authorized representative(s)) should not seek or accept any specific or general expression of intent of purchasing any residential property before the relevant price lists for such properties are made available to the public. You therefore should not make such an offer to the vendors or their authorized representative(s).
- Note that vendors (including their authorized representative(s)) should not seek or accept any specific expression of intent of purchasing a particular residential property before the sale of the property has

commenced. You therefore should not make such an offer to the vendors or their authorized representative(s).

### 11. Appointment of estate agent

- Note that if the vendor has appointed one or more than one estate agents to act in the sale of any specified residential property in the development, the price list for the development must set out the name of all the estate agents so appointed as at the date of printing of the price list.
- You may appoint any estate agent (not necessarily from those estate agency companies appointed by the vendor) to act in the purchase of any specified residential property in the development, and may also not appoint any estate agent to act on your behalf.
- Before you appoint an estate agent to look for a property, you should -
  - find out whether the agent will act on your behalf only. If the agent also acts for the vendor, he/she may not be able to protect your best interests in the event of a conflict of interest;
  - find out whether any commission is payable by you to the estate agent and, if so, its amount and the time of payment; and
  - note that only licensed estate agents or salespersons may accept your appointment. If in doubt, you should request the estate agent or salesperson to produce his/her Estate Agent Card, or check the Licence List on the Estate Agents Authority website: [www.eaa.org.hk](http://www.eaa.org.hk).

### 12. Appointment of solicitor

- Consider appointing your own solicitor to protect your interests. If the solicitor also acts for the vendor, he/she may not be able to protect your best interests in the event of a conflict of interest.
- Compare the charges of different solicitors.

### For first-hand uncompleted residential properties

#### 13. Pre-sale Consent

- For uncompleted residential property under the Lands Department Consent Scheme, seek confirmation from the vendor whether the “Pre-sale Consent” has been issued by the Lands Department for the development.

# 1 NOTES TO PURCHASERS OF FIRST-HAND RESIDENTIAL PROPERTIES

## 一手住宅物業買家須知



### 14. Show flats

- While the vendor is not required to make any show flat available for viewing by prospective purchasers or the general public, if the vendor wishes to make available show flats of a specified residential property, the vendor must first of all make available an unmodified show flat of that residential property and that, having made available such unmodified show flat, the vendor may then make available a modified show flat of that residential property. In this connection, the vendor is allowed to make available more than one modified show flat of that residential property.
- If you visit the show flats, you should always look at the unmodified show flats for comparison with the modified show flats. That said, the Ordinance does not restrict the discretion of the vendor in arranging the sequence of the viewing of unmodified and modified show flats.
- Sales brochure of the development should have been made available to the public when the show flat is made available for viewing. You are advised to get a copy of the sales brochure and make reference to it when viewing the show flats.
- You may take measurements in modified and unmodified show flats, and take photographs or make video recordings of unmodified show flats, subject to reasonable restriction(s) which may be set by the vendor for ensuring safety of the persons viewing the show flat.

### For first-hand uncompleted residential properties and completed residential properties pending compliance

#### 15. Estimated material date and handing over date

- Check the estimated material date<sup>3</sup> for the development in the sales brochure.
  - The estimated material date for a development in the sales brochure is not the same as the date on which a residential property is handed over to purchaser. The latter is normally later than the former. However, the handing over date may be earlier than the estimated material date set out in the sales brochure in case of earlier completion of the development.

- Handing over date
  - The mandatory provisions to be incorporated in an ASP as required by the Ordinance include a provision requiring the vendor to apply in writing for an Occupation Document/a Certificate of Compliance or the Director of Lands' Consent to Assign (as the case may be) in respect of the development within 14 days after the estimated material date as stipulated in the ASP.
    - For development subject to the Lands Department Consent Scheme, the vendor is required to notify the purchaser in writing that the vendor is in a position validly to assign the property within one month after the issue of the Certificate of Compliance or the Consent to Assign, whichever first happens; or
    - For development not subject to the Lands Department Consent Scheme, the vendor is required to notify the purchaser in writing that the vendor is in a position validly to assign the property within 6 months after the issue of the Occupation Document including Occupation Permit.
  - The mandatory provisions to be incorporated in an ASP as required by the Ordinance include a provision requiring completion of the sale and purchase within 14 days after the date of the notification aforesaid. Upon completion, the vendor shall arrange handover of the property to the purchaser.
- Authorized Person (AP) may grant extension(s) of time for completion of the development beyond the estimated material date.
  - The mandatory provisions to be incorporated in an ASP as required by the Ordinance include a provision that the AP of a development may grant an extension of time for completion of the development beyond the estimated material date having regard to delays caused exclusively by any one or more of the following reasons:
    - strike or lock-out of workmen;
    - riots or civil commotion;
    - force majeure or Act of God;
    - fire or other accident beyond the vendor's control;
    - war; or
    - inclement weather.

- The AP may grant more than once such an extension of time depending on the circumstances. That means handover of the property may be delayed.
- The mandatory provisions to be incorporated in an ASP as required by the Ordinance also include a provision requiring the vendor to, within 14 days after the issue of an extension of time granted by the AP, furnish the purchaser with a copy of the relevant certificate of extension.
- Ask the vendor if there are any questions on handing over date.

### For first-hand completed residential properties

#### 16. Vendor's information form

- Ensure that you obtain the "vendor's information form(s)" printed within the previous 3 months in relation to the residential property/properties you intend to purchase.

#### 17. Viewing of property

- Ensure that, before you purchase a residential property, you are arranged to view the residential property that you would like to purchase or, if it is not reasonably practicable to view the property in question, a comparable property in the development, unless you agree in writing that the vendor is not required to arrange such a comparable property for viewing for you. You are advised to think carefully before signing any waiver.
- You may take measurements, take photographs or make video recordings of the property, unless the property is held under a tenancy or reasonable restriction(s) is/are needed to ensure safety of the persons viewing the property.

<sup>3</sup> Generally speaking, "material date" means the date on which the conditions of the land grant are complied with in respect of the development, or the date on which the development is completed in all respects in compliance with the approved building plans or the conditions subject to which the certificate of exemption is issued. For details, please refer to section 2 of the Ordinance.

# 1 NOTES TO PURCHASERS OF FIRST-HAND RESIDENTIAL PROPERTIES

## 一手住宅物業買家須知



For complaints and enquiries relating to the sales of first-hand residential properties by the vendors which the Ordinance applies, please contact the Sales of First-hand Residential Properties Authority -

Website	: <a href="http://www.srpa.gov.hk">www.srpa.gov.hk</a>
Telephone	: 2817 3313
Email	: <a href="mailto:enquiry_srpa@hd.gov.hk">enquiry_srpa@hd.gov.hk</a>
Fax	: 2219 2220

Other useful contacts:

<b>Consumer Council</b>	
Website	: <a href="http://www.consumer.org.hk">www.consumer.org.hk</a>
Telephone	: 2929 2222
Email	: <a href="mailto:cc@consumer.org.hk">cc@consumer.org.hk</a>
Fax	: 2856 3611
<b>Estate Agents Authority</b>	
Website	: <a href="http://www.eaa.org.hk">www.eaa.org.hk</a>
Telephone	: 2111 2777
Email	: <a href="mailto:enquiry@eaa.org.hk">enquiry@eaa.org.hk</a>
Fax	: 2598 9596
<b>Real Estate Developers Association of Hong Kong</b>	
Telephone	: 2826 0111
Fax	: 2845 2521

Sales of First-hand Residential Properties Authority  
March 2023



# 1 NOTES TO PURCHASERS OF FIRST-HAND RESIDENTIAL PROPERTIES

## 一手住宅物業買家須知

您在購置一手住宅物業之前，應留意下列事項：

### 適用於所有一手住宅物業

#### 1. 重要資訊

- 瀏覽一手住宅物業銷售資訊網（下稱「銷售資訊網」）（網址：[www.srpe.gov.hk](http://www.srpe.gov.hk)），參考「銷售資訊網」內有關一手住宅物業的市場資料。
- 閱覽賣方就該發展項目所指定的互聯網網站內的有關資訊，包括售樓說明書、價單、載有銷售安排的文件，及成交紀錄冊。
- 發展項目的售樓說明書，會在該項目的出售日期前最少七日向公眾發布，而有關價單和銷售安排，亦會在該項目的出售日期前最少三日公布。
- 在賣方就有關發展項目所指定的互聯網網站，以及「銷售資訊網」內，均載有有關物業成交資料的成交紀錄冊，以供查閱。

#### 2. 費用、按揭貸款和樓價

- 計算置業總開支，包括律師費、按揭費用、保險費，以及印花稅。
- 向銀行查詢可否取得所需的按揭貸款，然後選擇合適的還款方式，並小心計算按揭貸款金額，以確保貸款額沒有超出本身的負擔能力。
- 查閱同類物業最近的成交價格，以作比較。
- 向賣方或地產代理瞭解，您須付予賣方或該發展項目的管理人的預計的管理費、管理費上期金額（如有）、特別基金金額（如有）、補還的水、電力及氣體按金（如有），以及/或清理廢料的費用（如有）。

#### 3. 價單、支付條款，以及其他財務優惠

- 賣方未必會把價單所涵蓋的住宅物業悉數推售，因此應留意有關的銷售安排，以了解賣方會推售的住宅物業為何。賣方會在有關住宅物業推售日期前最少三日公布銷售安排。
- 留意價單所載列的支付條款。倘買家可就購置有關住宅物業而連帶獲得價格折扣、贈品，或任何財務優惠或利益，上述資訊亦會在價單內列明。
- 如您擬選用由賣方指定的財務機構提供的各類按揭貸款計劃，在簽訂臨時買賣合約前，應先細閱有關價單內列出的按揭貸款

計劃資料<sup>1</sup>。如就該些按揭貸款計劃的詳情有任何疑問，應在簽訂臨時買賣合約前，直接向有關財務機構查詢。

#### 4. 物業的面積及四周環境

- 留意載於售樓說明書和價單內的物業面積資料，以及載於價單內的每平方呎/每平方米售價。根據《一手住宅物業銷售條例》(第621章)(下稱「條例」)，賣方只可以實用面積表達住宅物業的面積和每平方呎及平方米的售價。就住宅物業而言，實用面積指該住宅物業的樓面面積，包括在構成該物業的一部分的範圍內的以下每一項目的樓面面積：(i)露台；(ii)工作平台；以及(iii)陽台。實用面積並不包括空調機房、窗台、閣樓、平台、花園、停車位、天台、梯屋、前庭及庭院的每一項目的面積，即使該些項目構成該物業的一部分的範圍。
- 售樓說明書必須顯示發展項目中所有住宅物業的樓面平面圖。在售樓說明書所載有關發展項目中住宅物業的每一份樓面平面圖，均須述明每個住宅物業的外部及內部尺寸<sup>2</sup>。售樓說明書所提供有關住宅物業外部及內部的尺寸，不會把批盪和裝飾物料包括在內。買家收樓前如欲購置家具，應留意這點。
- 親臨發展項目的所在地實地視察，以了解有關物業的四周環境（包括交通和社區設施）；亦應查詢有否任何城市規劃方案和議決，會對有關的物業造成影響；參閱載於售樓說明書內的位置圖、鳥瞰照片、分區計劃大綱圖，以及橫截面圖。

#### 5. 售樓說明書

- 確保所取得的售樓說明書屬最新版本。根據條例，提供予公眾的售樓說明書必須是在之前的三個月之內印製或檢視、或檢視及修改。
- 如屬未落成發展項目，賣方在認為有需要時可改動建築圖則（如有的話），因此應留意由賣方提供的任何經修改的售樓說明書，以了解有關未落成發展項目的最新資料。

<sup>1</sup> 按揭貸款計劃的資料包括有關按揭貸款計劃對借款人的最低收入的要求、就第一按揭連同第二按揭可獲得的按揭貸款金額上限、最長還款年期、整個還款期內的按揭利率變化，以及申請人須繳付的手續費。

<sup>2</sup> 根據條例附表1第1部第10(2)(d)條述明，售樓說明書內顯示的發展項目中的住宅物業的每一份樓面平面圖須述明以下各項—

- 每個住宅物業的外部尺寸；
- 每個住宅物業的內部尺寸；
- 每個住宅物業的內部間隔的厚度；
- 每個住宅物業內個別分隔室的外部尺寸。

根據條例附表1第1部第10(3)條，如有關發展項目的經批准的建築圖則，提供條例附表1第1部第10(2)(d)條所規定的資料，樓面平面圖須述明如此規定的該資料。

- 閱覽售樓說明書，並須特別留意以下資訊：

- 售樓說明書內有否關於「有關資料」的部分，列出賣方知悉但並非為一般公眾人士所知悉，關於相當可能對享用有關住宅物業造成重大影響的事宜的資料。請注意，已在土地註冊處註冊的文件，其內容不會被視為「有關資料」；
- 橫截面圖會顯示有關建築物相對毗連該建築物的每條街道的橫截面，以及每條上述街道與已知基準面和該建築物最低的一層住宅樓層的水平相對的水平。橫截面圖能以圖解形式，顯示出建築物最低一層住宅樓層和街道水平的高低差距，不論該最低住宅樓層以何種方式命名；
- 室內和外部的裝置、裝修物料和設備；
- 管理費按甚麼基準分擔；
- 小業主有否責任或需要分擔管理、營運或維持有關發展項目以內或以外的公眾休憩用地或公共設施的開支，以及有關公眾休憩用地或公共設施的位置；以及
- 小業主是否須要負責維修斜坡。

#### 6. 政府批地文件和公契

- 閱覽政府批地文件和公契（或公契擬稿）。公契內載有天台和外牆業權等相關資料。賣方會在售樓處提供政府批地文件和公契（或公契擬稿）的複本，供準買家免費閱覽。
- 留意政府批地文件內所訂明小業主是否須要負責支付地稅。
- 留意公契內訂明有關物業內可否飼養動物。

#### 7. 售樓處內有關可供揀選住宅物業的資料

- 向賣方查詢清楚有哪些一手住宅物業可供揀選。若賣方在售樓處內展示「消耗表」，您可從該「消耗表」得悉在每個銷售日的銷售進度資料，包括在該個銷售日開始時有哪些住宅物業可供出售，以及在該個銷售日內有哪些住宅物業已獲揀選及售出。
- 切勿隨便相信有關發展項目銷情的傳言，倉卒簽立臨時買賣合約。

#### 8. 成交紀錄冊

- 留意發展項目的成交紀錄冊。賣方須於臨時買賣合約訂立後的24小時內，於紀錄冊披露該臨時買賣合約的資料，以及於買賣合約訂立後一個工作天內，披露該買賣合約的資料。您可透過成交紀錄冊得悉發展項目的銷售情況。

# 1 NOTES TO PURCHASERS OF FIRST-HAND RESIDENTIAL PROPERTIES

## 一手住宅物業買家須知

- 切勿將賣方接獲用作登記的購樓意向書或本票的數目視為銷情指標。發展項目的成交紀錄冊才是讓公眾掌握發展項目每日銷售情況的最可靠資料來源。

### 9. 買賣合約

- 確保臨時買賣合約和買賣合約包含條例所規定的強制性條文。
- 留意有關物業買賣交易所包括的裝置、裝修物料和設備，須在臨時買賣合約和買賣合約上列明。
- 留意夾附於買賣合約的圖則。該圖則會顯示所有賣方售予您的物業面積，而該面積通常較該物業的實用面積為大。
- 留意賣方有權改動未落成發展項目的建築圖則（如有的話）。如屬未落成發展項目，條例規定物業的買賣合約須載有強制性條文，列明如有關改動在任何方面對該物業造成影響，賣方須在改動獲建築事務監督批准後的14日內，將該項改動以書面通知買家。
- 訂立臨時買賣合約時，您須向擁有人（即賣方）支付樓價**5%**的臨時訂金。
- 如您在訂立臨時買賣合約後**五個工作日**（工作日指並非公眾假日、星期六、黑色暴雨警告日或烈風警告日的日子）之內，沒有簽立買賣合約，該臨時買賣合約即告終止，有關臨時訂金（即樓價的5%）會被沒收，而擁有人（即賣方）不得因您沒有簽立買賣合約而對您提出進一步申索。
- 在訂立臨時買賣合約後的五個工作日之內，倘您簽立買賣合約，則擁有人（即賣方）必須在訂立該臨時買賣合約後的八個工作日之內簽立買賣合約。
- 有關的訂金，應付予負責為所涉物業擔任保證金保存人的律師事務所。

### 10. 表達購樓意向

- 留意在賣方（包括其獲授權代表）就有關住宅物業向公眾提供價單前，賣方不得尋求或接納任何對有關住宅物業的購樓意向（不論是否屬明確選擇購樓意向）。因此您不應向賣方或其授權代表提出有關意向。
- 留意在有關住宅物業的銷售開始前，賣方（包括其獲授權代表）不得尋求或接納任何對該物業的有明確選擇購樓意向。因此您不應向賣方或其授權代表提出有關意向。

### 11. 委託地產代理

- 留意倘賣方委任一個或多於一個地產代理，以協助銷售其發展項目內任何指明住宅物業，該發展項目的價單必須列明在價單印刷日期當日所有獲委任為地產代理的姓名/名稱。
- 您可委託任何地產代理（不一定是賣方所指定的地產代理），以協助您購置發展項目內任何指明住宅物業；您亦可不委託任何地產代理。
- 委託地產代理以物色物業前，您應該—
  - 了解該地產代理是否只代表您行事。該地產代理若同時代表賣方行事，倘發生利益衝突，未必能夠保障您的最大利益；
  - 了解您須否支付佣金予該地產代理。若須支付，有關的佣金金額和支付日期為何；以及
  - 留意只有持牌地產代理或營業員才可以接受您的委託。如有疑問，應要求該地產代理或營業員出示其「地產代理證」，或瀏覽地產代理監管局的網頁（網址：[www.eaa.org.hk](http://www.eaa.org.hk)），查閱牌照目錄。

### 12. 委聘律師

- 考慮自行委聘律師，以保障您的利益。該律師若同時代表賣方行事，倘發生利益衝突，未必能夠保障您的最大利益。
- 比較不同律師的收費。

### 適用於一手未落成住宅物業

#### 13. 預售樓花同意書

- 洽購地政總署「預售樓花同意方案」下的未落成住宅物業時，應向賣方確認地政總署是否已就該發展項目批出「預售樓花同意書」。

#### 14. 示範單位

- 賣方不一定須設置示範單位供準買家或公眾參觀，但賣方如為某指明住宅物業設置示範單位，必須首先設置該住宅物業的無改動示範單位，才可設置該住宅物業的經改動示範單位，並可以就該住宅物業設置多於一個經改動示範單位。

- 參觀示範單位時，務必視察無改動示範單位，以便與經改動示範單位作出比較。然而，條例並沒有限制賣方安排參觀無改動示範單位及經改動示範單位的先後次序。
- 賣方設置示範單位供公眾參觀時，應已提供有關發展項目的售樓說明書。因此，緊記先行索取售樓說明書，以便在參觀示範單位時參閱相關資料。
- 您可以在無改動示範單位及經改動示範單位中進行量度，並在無改動示範單位內拍照或拍攝影片，惟在確保示範單位參觀者人身安全的前提下，賣方可能會設定合理的限制。

### 適用於一手未落成住宅物業及尚待符合條件的已落成住宅物業


#### 15. 預計關鍵日期及收樓日期

- 查閱售樓說明書中有關發展項目的預計關鍵日期<sup>3</sup>。
  - 售樓說明書中有關發展項目的預計關鍵日期並不同買家的「收樓日期」。買家的「收樓日期」一般會較發展項目的預計關鍵日期遲。然而，假若發展項目比預期早落成，「收樓日期」可能會較售樓說明書列出的預計關鍵日期為早。
- 收樓日期
  - 條例規定買賣合約須載有強制性條文，列明賣方須於買賣合約內列出的預計關鍵日期後的14日內，以書面為發展項目申請佔用文件、合格證明書，或地政總署署長的轉讓同意（視屬何種情況而定）。
    - 如發展項目屬地政總署預售樓花同意方案所規管，賣方須在合格證明書或地政總署署長的轉讓同意發出後的一個月內（以較早者為準），就賣方有能力有效地轉讓有關物業一事，以書面通知買家；或
    - 如發展項目並非屬地政總署預售樓花同意方案所規管，賣方須在佔用文件（包括佔用許可證）發出後的六個月內，就賣方有能力有效地轉讓有關物業一事，以書面通知買家。
  - 條例規定買賣合約須載有強制性條文，列明有關物業的買賣須於賣方發出上述通知的日期的14日內完成。有關物業的買賣完成後，賣方將安排買家收樓事宜。

<sup>3</sup> 一般而言，「關鍵日期」指該項目符合批地文件的條件的日期，或該項目在遵照經批准的建築圖則的情況下或按照豁免證明書的發出的條件在各方面均屬完成的日期。有關詳情請參閱條例第2條。



# 1 NOTES TO PURCHASERS OF FIRST-HAND RESIDENTIAL PROPERTIES 一手住宅物業買家須知



- 認可人士可批予在預計關鍵日期之後完成發展項目
  - 條例規定買賣合約須載有強制性條文，列明發展項目的認可人士可以在顧及純粹由以下一個或多於一個原因所導致的延遲後，批予在預計關鍵日期之後，完成發展項目：
    - 工人罷工或封閉工地；
    - 暴動或內亂；
    - 不可抗力或天災；
    - 火警或其他賣方所不能控制的意外；
    - 戰爭；或
    - 惡劣天氣。
  - 發展項目的認可人士可以按情況，多於一次批予延後預計關鍵日期以完成發展項目，即收樓日期可能延遲。
  - 條例規定買賣合約須載有強制性條文，列明賣方須於認可人士批予延期後的14日內，向買家提供有關延期證明書的文本。
- 如對收樓日期有任何疑問，可向賣方查詢。

## 適用於一手已落成住宅物業

### 16. 賣方資料表格

- 確保取得最近三個月內印製有關您擬購買的一手已落成住宅物業的「賣方資料表格」。

### 17. 參觀物業

- 購置住宅物業前，確保已獲安排參觀您打算購置的住宅物業。倘參觀有關物業並非合理地切實可行，則應參觀與有關物業相若的物業，除非您以書面同意賣方無須開放與有關物業相若的物業供您參觀。您應仔細考慮，然後才決定是否簽署豁免上述規定的書面同意。
- 除非有關物業根據租約持有，或為確保物業參觀者的人身安全而須設定合理限制，您可以對該物業進行量度、拍照或拍攝影片。

任何與賣方銷售受條例所規管的一手住宅物業有關的投訴和查詢，請與一手住宅物業銷售監管局聯絡。

網址	: <a href="http://www.srpa.gov.hk">www.srpa.gov.hk</a>
電話	: 2817 3313
電郵	: <a href="mailto:enquiry_srpa@hd.gov.hk">enquiry_srpa@hd.gov.hk</a>
傳真	: 2219 2220


其他相關聯絡資料：

<b>消費者委員會</b>	
網址	: <a href="http://www.consumer.org.hk">www.consumer.org.hk</a>
電話	: 2929 2222
電郵	: <a href="mailto:cc@consumer.org.hk">cc@consumer.org.hk</a>
傳真	: 2856 3611
<b>地產代理監管局</b>	
網址	: <a href="http://www.eaa.org.hk">www.eaa.org.hk</a>
電話	: 2111 2777
電郵	: <a href="mailto:enquiry@eaa.org.hk">enquiry@eaa.org.hk</a>
傳真	: 2598 9596
<b>香港地產建設商會</b>	
電話	: 2826 0111
傳真	: 2845 2521

一手住宅物業銷售監管局  
2023年3月

# 2

## INFORMATION ON THE DEVELOPMENT 發展項目的資料



**Name of the Development**

high peak

**發展項目名稱**

寶峰

**Name of the street and the street number allocated by the Commissioner of Rating and Valuation for the purpose of distinguishing the Development**

No. 23 Po Shan Road

**街道名稱及由差餉物業估價署署長為識別發展項目的目的而編配的門牌號數**

寶珊道23號

**The Development consists of one multi-unit building**

發展項目包含1幢多單位的建築物

**Total number of storeys of each multi-unit building**

11 storeys (excluding Roof, Upper Roof and Top Roof)

**每幢多單位建築物的樓層的總數**

11層 (不包括天台、上層天台及頂層天台)

**Floor numbering in each multi-unit building as provided in the approved building plans for the Development**

B/F, G/F, 1/F-3/F, 5/F-10/F, Roof and Upper Roof

**發展項目的經批准的建築圖則所規定的每幢多單位建築物內的樓層號數**

地庫、地下、1樓至3樓、5樓至10樓、天台及上層天台

**Omitted floor numbers in each multi-unit building in which the floor numbering is not in consecutive order**

4/F is omitted

**每幢有不依連續次序的樓層號數的多單位建築物內被略去的樓層號數**

不設4樓

**Refuge floors (if any) of each multi-unit building**

Not applicable

**每幢多單位建築物內的庇護層 (如有的話)**

不適用



# 3

## INFORMATION ON VENDOR AND OTHERS INVOLVED IN THE DEVELOPMENT

### 賣方及有參與發展項目的其他人的資料



<b>Vendor</b> Best Prosper Investment Limited	<b>賣方</b> 成興投資有限公司
<b>Holding companies of the vendor</b> True Fame Enterprises Limited Luck Champion International Limited	<b>賣方的控權公司</b> True Fame Enterprises Limited Luck Champion International Limited
<b>Authorized person for the Development</b> LAI Chi-leung, Henry	<b>發展項目的認可人士</b> 賴志良先生
<b>The Firm or Corporation of which the authorized person for the Development is a proprietor, director or employee in his/her professional capacity</b> Archiplus International (HK) Limited	<b>認可人士以其專業身份擔任經營人、董事或僱員的商號或法團</b> 亞設貝佳國際（香港）有限公司
<b>Building contractor for the Development</b> Paul Y. Builders Limited	<b>發展項目的承建商</b> 保華建造有限公司
<b>The Firm of Solicitors acting for the owner in relation to the sale of residential properties for the Development</b> Vincent T. K. Cheung, Yap & Co.	<b>就發展項目的住宅物業的出售而代表擁有人行事的律師事務所</b> 張葉司徒陳律師事務所
<b>Any authorized institution that has made a loan, or has undertaken to provide finance, for the construction of the Development</b> Bank of China (Hong Kong) Limited	<b>已為發展項目的建造提供貸款或已承諾為該項目建造提供融資的認可機構</b> 中國銀行（香港）有限公司
<b>Any other person who has made a loan for the construction of the Development</b> Not applicable	<b>已為發展項目的建造提供貸款的任何其他人的姓名或名稱</b> 不適用

# 4 RELATIONSHIP BETWEEN PARTIES INVOLVED IN THE DEVELOPMENT

## 有參與發展項目的各方的關係



(a) The Vendor or a building contractor for the Development is an individual, and that Vendor or contractor is an immediate family member of an authorized person for the Development;	Not applicable
(b) The Vendor or a building contractor for the Development is a partnership, and a partner of that Vendor or contractor is an immediate family member of such an authorized person;	Not applicable
(c) The Vendor or a building contractor for the Development is a corporation, and a director or the secretary of that Vendor or contractor (or a holding company of that Vendor) is an immediate family member of such an authorized person;	No
(d) The Vendor or a building contractor for the Development is an individual, and that Vendor or contractor is an immediate family member of an associate of such an authorized person;	Not applicable
(e) The Vendor or a building contractor for the Development is a partnership, and a partner of that Vendor or contractor is an immediate family member of an associate of such an authorized person;	Not applicable
(f) The Vendor or a building contractor for the Development is a corporation, and a director or the secretary of that Vendor or contractor (or a holding company of that Vendor) is an immediate family member of an associate of such an authorized person;	No
(g) The Vendor or a building contractor for the Development is an individual, and that Vendor or contractor is an immediate family member of a proprietor of a firm of solicitors acting for the owner in relation to the sale of residential properties in the Development;	Not applicable
(h) The Vendor or a building contractor for the Development is a partnership, and a partner of that Vendor or contractor is an immediate family member of a proprietor of a firm of solicitors acting for the owner in relation to the sale of residential properties in the Development;	Not applicable
(i) The Vendor or a building contractor for the Development is a corporation, and a director or the secretary of that Vendor or contractor (or a holding company of that Vendor) is an immediate family member of a proprietor of such a firm of solicitors;	No
(j) The Vendor, a holding company of the Vendor, or a building contractor for the Development, is a private company, and an authorized person for the Development, or an associate of such an authorized person, holds at least 10% of the issued shares in that Vendor, holding company or contractor;	No
(k) The Vendor, a holding company of the Vendor, or a building contractor for the Development, is a listed company, and such an authorized person, or such an associate, holds at least 1% of the issued shares in that Vendor, holding company or contractor;	Not applicable
(l) The Vendor or a building contractor for the Development is a corporation, and such an authorized person, or such an associate, is an employee, director or secretary of that Vendor or contractor or of a holding company of that Vendor;	No
(m) The Vendor or a building contractor for the Development is a partnership, and such an authorized person, or such an associate, is an employee of that Vendor or contractor;	Not applicable
(n) The Vendor, a holding company of the Vendor, or a building contractor for the Development, is a private company, and a proprietor of a firm of solicitors acting for the owner in relation to the sale of residential properties in the Development holds at least 10% of the issued shares in that Vendor, holding company or contractor;	No
(o) The Vendor, a holding company of the Vendor, or a building contractor for the Development, is a listed company, and a proprietor of such a firm of solicitors holds at least 1% of the issued shares in that Vendor, holding company or contractor;	Not applicable
(p) The Vendor or a building contractor for the Development is a corporation, and a proprietor of such a firm of solicitors is an employee, director or secretary of that Vendor or contractor or of a holding company of that Vendor;	No
(q) The Vendor or a building contractor for the Development is a partnership, and a proprietor of such a firm of solicitors is an employee of that Vendor or contractor;	Not applicable
(r) The Vendor or a building contractor for the Development is a corporation, and the corporation of which an authorized person for the Development is a director or employee in his or her professional capacity is an associate corporation of that Vendor or contractor or of a holding company of that Vendor;	No
(s) The Vendor or a building contractor for the Development is a corporation, and that contractor is an associate corporation of that Vendor or of a holding company of that Vendor.	No


# 4 RELATIONSHIP BETWEEN PARTIES INVOLVED IN THE DEVELOPMENT 有參與發展項目的各方的關係



(a) 賣方或有關發展項目的承建商屬個人，並屬該項目的認可人士的家人；	不適用
(b) 賣方或該項目的承建商屬合夥，而該賣方或承建商的合夥人屬上述認可人士的家人；	不適用
(c) 賣方或該項目的承建商屬法團，而該賣方或承建商（或該賣方的控權公司）的董事或秘書屬上述認可人士的家人；	沒有
(d) 賣方或該項目的承建商屬個人，並屬上述認可人士的有聯繫人士的家人；	不適用
(e) 賣方或該項目的承建商屬合夥，而該賣方或承建商的合夥人屬上述認可人士的有聯繫人士的家人；	不適用
(f) 賣方或該項目的承建商屬法團，而該賣方或承建商（或該賣方的控權公司）的董事或秘書屬上述認可人士的有聯繫人士的家人；	沒有
(g) 賣方或該項目的承建商屬個人，並屬就該項目內的住宅物業的出售代表擁有人行事的律師事務所行事的經營人的家人；	不適用
(h) 賣方或該項目的承建商屬合夥，而該賣方或承建商的合夥人屬就該項目內的住宅物業的出售代表擁有人行事的律師事務所行事的經營人的家人；	不適用
(i) 賣方或該項目的承建商屬法團，而該賣方或承建商（或該賣方的控權公司）的董事或秘書屬上述律師事務所的經營人的家人；	沒有
(j) 賣方、賣方的控權公司或有關發展項目的承建商屬私人公司，而該項目的認可人士或該認可人士的有聯繫人士持有該賣方、控權公司或承建商最少10%的已發行股份；	沒有
(k) 賣方、賣方的控權公司或該項目的承建商屬上市公司，而上述認可人士或上述有聯繫人士持有該賣方、控權公司或承建商最少1%的已發行股份；	不適用
(l) 賣方或該項目的承建商屬法團，而上述認可人士或上述有聯繫人士屬該賣方、承建商或該賣方的控權公司的僱員、董事或秘書；	沒有
(m) 賣方或該項目的承建商屬合夥，而上述認可人士或上述有聯繫人士屬該賣方或承建商的僱員；	不適用
(n) 賣方、賣方的控權公司或該項目的承建商屬私人公司，而就該項目中的住宅物業的出售而代表擁有人行事的律師事務所的經營人持有該賣方、控權公司或承建商最少10%的已發行股份；	沒有
(o) 賣方、賣方的控權公司或該項目的承建商屬上市公司，而上述律師事務所的經營人持有該賣方、控權公司或承建商最少1%的已發行股份；	不適用
(p) 賣方或該項目的承建商屬法團，而上述律師事務所的經營人屬該賣方或承建商或該賣方的控權公司的僱員、董事或秘書；	沒有
(q) 賣方或該項目的承建商屬合夥，而上述律師事務所的經營人屬該賣方或承建商的僱員；	不適用
(r) 賣方或該項目的承建商屬法團，而該項目的認可人士以其專業身份擔任董事或僱員的法團為該賣方或承建商或該賣方的控權公司的有聯繫法團；	沒有
(s) 賣方或該項目的承建商屬法團，而該承建商屬該賣方或該賣方的控權公司的有聯繫法團。	沒有

# 5

## INFORMATION ON DESIGN OF THE DEVELOPMENT 發展項目的設計的資料



There are no non-structural prefabricated external wall forming part of the enclosing walls of the Development.  
There are no curtain wall forming part of the enclosing walls of the Development.

發展項目沒有構成圍封牆的一部分的非結構的預製外牆。  
發展項目沒有構成圍封牆的一部分的幕牆。

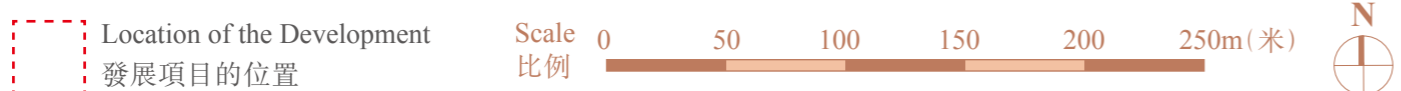
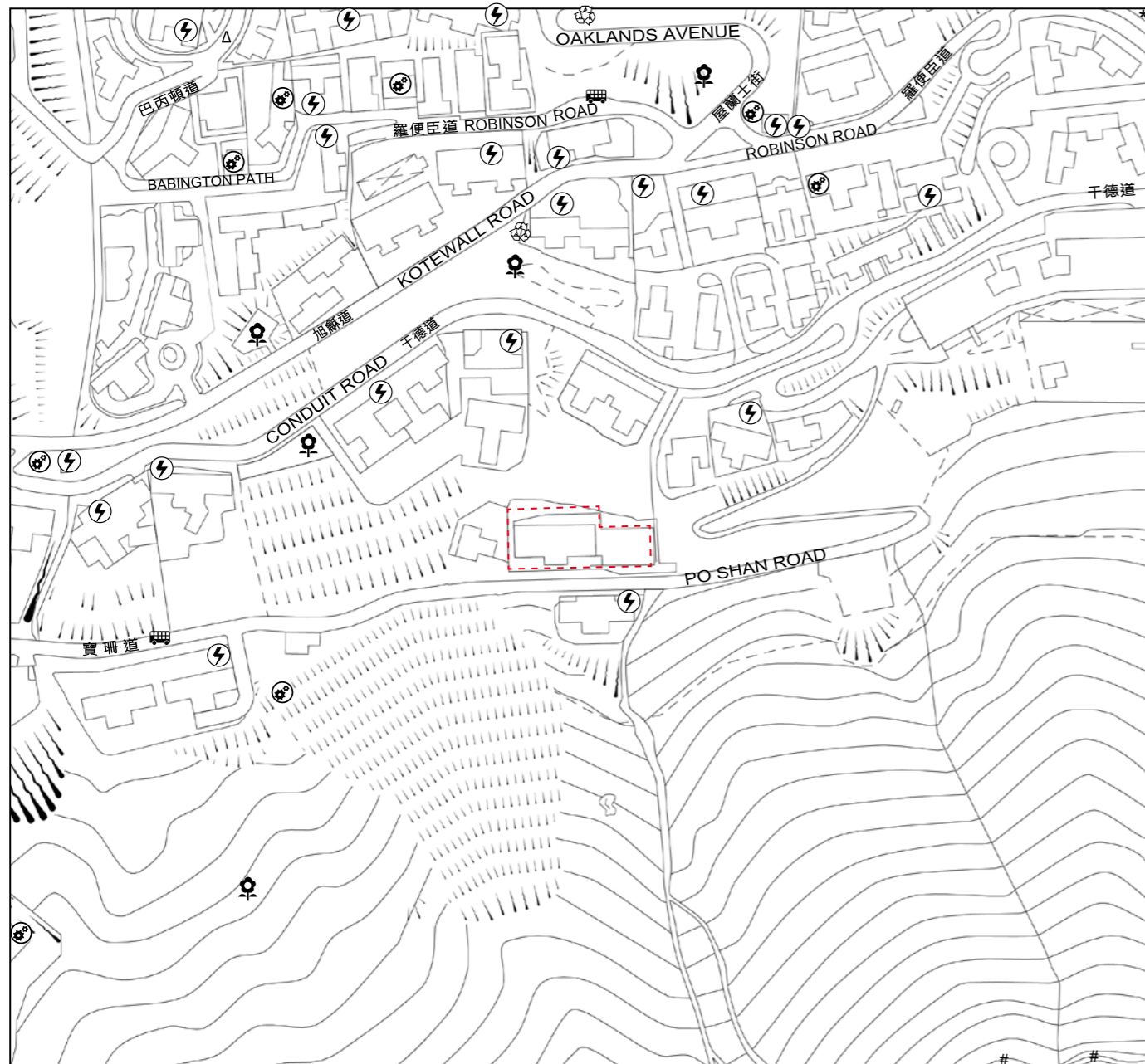

# 6

## INFORMATION ON PROPERTY MANAGEMENT 物業管理的資料

The Manager of the Development to be appointed under the latest draft deed of mutual covenant:  
Savills Property Management Limited

根據公契的最新擬稿獲委任為該發展項目的管理人：  
第一太平戴維斯物業管理有限公司

# 7 LOCATION PLAN OF THE DEVELOPMENT 發展項目的所在位置圖



Street name(s) not shown in full in the Location Plan of the Development:

於發展項目的所在位置圖未能顯示之街道全名：

- \* Park Road 柏道
- # Lugard Road 盧吉道
- Δ Lyttelton Road 列堤頓道

The map is provided by the Hong Kong Common Spatial Data Infrastructure (CSDI) Portal and intellectual property rights are owned by the Government of the HKSAR.

地圖由空間數據共享平台提供，香港特別行政區政府為知識產權擁有人。

This Location Plan is prepared by the Vendor with reference to the Digital Topographic Map No. T11-SW-A dated 4 August 2024 from Survey and Mapping Office of the Lands Department, with adjustments where necessary.

此位置圖是由賣方擬備並參考地政總署測繪處於2024年8月4日出版之數碼地形圖，圖幅編號T11-SW-A，有需要處經修正處理。

### Notation 圖例

-  Public Utility Installation  
公用事業設施裝置
-  Power Plant (including Electricity Sub-stations)  
發電廠 (包括電力分站)
-  Public Park  
公園
-  Public Transport Terminal (including Rail Station)  
公共交通總站 (包括鐵路車站)
-  Refuse Collection Point  
垃圾收集站


### Notes:

1. The plan may show more than the area required under the Residential Properties (First-hand Sales) Ordinance due to technical reasons that the boundary of the Development is irregular.
2. The Vendor advises prospective purchasers to conduct an on-site visit for a better understanding of the Development site, its surrounding environment and the public facilities nearby.

### 備註：

1. 由於發展項目的邊界不規則的技術原因，此圖所顯示的範圍可能超過《一手住宅物業銷售條例》所規定的範圍。
2. 賣方建議準買家到有關發展項目地盤作實地考察，以對該發展地盤、其周邊地區環境及附近的公共設施有較佳了解。





● Location of the Development  
發展項目的位置



Survey and Mapping Office, Lands Department, The Government of HKSAR © Copyright reserved - reproduction by permission only.

香港特別行政區政府地政總署測繪處版權所有，未經許可，不得複製。

Adopted from part of the aerial photograph taken by the Survey and Mapping Office of Lands Department at a flying height of 6,900 feet, photo No. E198636C, date of flight: 6th March 2023.

摘錄自地政總署測繪處於6,900呎的飛行高度拍攝之鳥瞰照片，照片編號E198636C，飛行日期：2023年3月6日。

Notes:

1. Copy of the aerial photograph of the Development is available for free inspection at the sales office during opening hours.
2. The aerial photograph may show more than the area required under the Residential Properties (First-hand Sales) Ordinance due to technical reason that the boundary of the Development is irregular.
3. The Vendor advises prospective purchasers to conduct an on-site visit for a better understanding of the Development site, its surrounding environment and the public facilities nearby.


備註：

1. 發展項目的鳥瞰照片之副本可於售樓處開放時間內免費查閱。
2. 由於發展項目的邊界不規則的技術原因，此照片所顯示的範圍可能超過《一手住宅物業銷售條例》所規定的範圍。
3. 賣方建議準買方到有關發展項目地盤作實地考察，以對該發展地盤、其周邊地區環境及附近的公共設施有較佳了解。

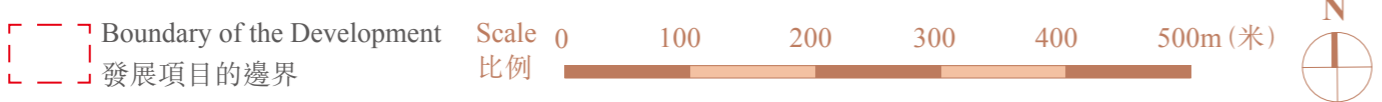
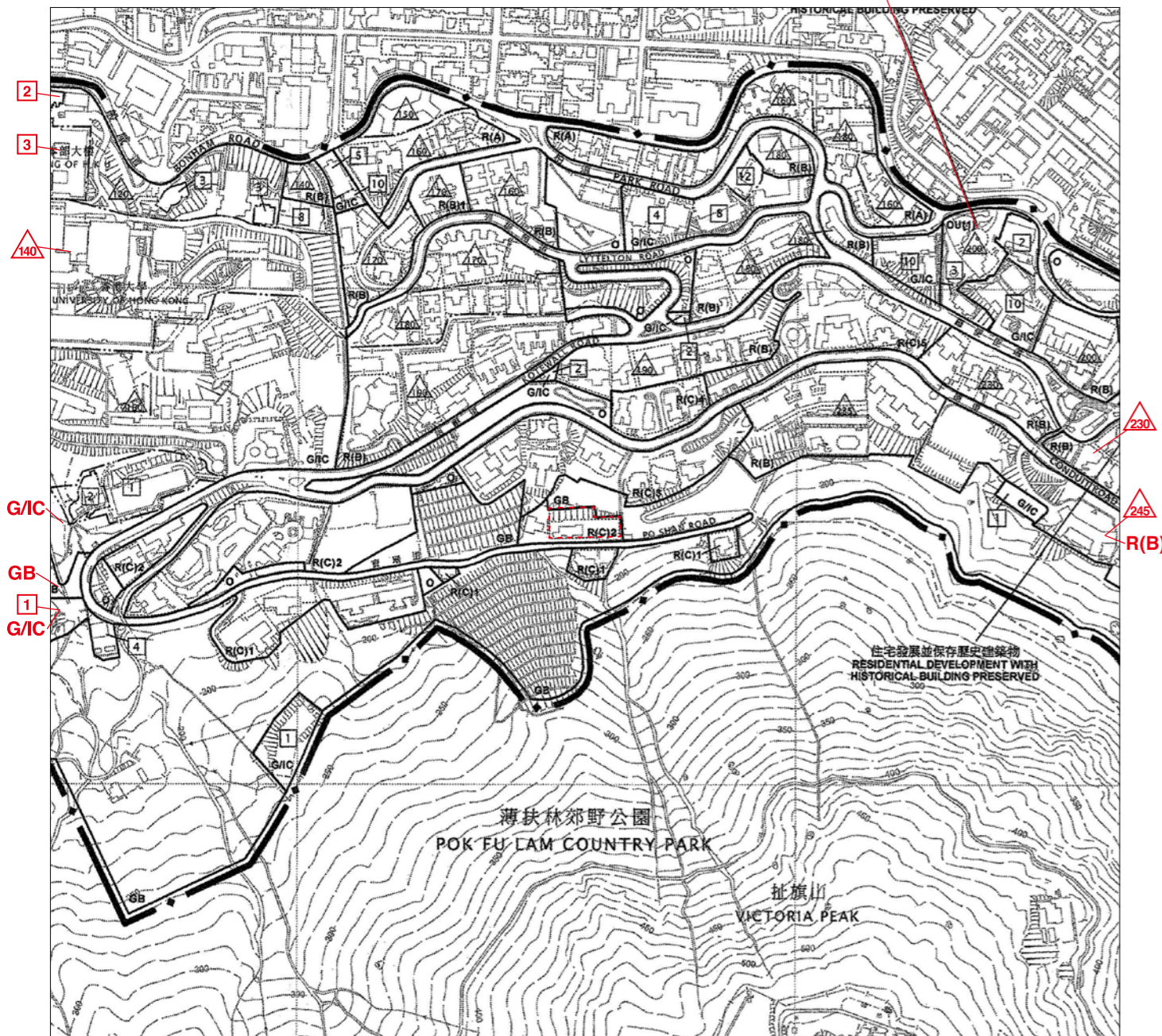
This page is left blank intentionally  
本頁故意留白



# 9 OUTLINE ZONING PLAN ETC. RELATING TO THE DEVELOPMENT 關乎發展項目的分區計劃大綱圖等



住宅發展並保存歷史建築物  
 RESIDENTIAL DEVELOPMENT WITH  
 HISTORICAL BUILDING PRESERVED



Adopted from part of the Approved Mid-Levels West Outline Zoning Plan No. S/H11/15, gazetted on 19th March 2010, with adjustments where necessary as shown in red.

摘錄自2010年3月19日刊憲之半山區西部分區計劃大綱核准圖則編號S/H11/15，有需要處經修正處理，以紅色顯示。

### Notation 圖例

#### Zones 地帶

Residential (Group A) 住宅 (甲類)		Residential (Group B) 住宅 (乙類)	
Residential (Group C) 住宅 (丙類)		Government, Institution or Community 政府、機構或社區	
Open Space 休憩用地		Other Specified Uses 其他指定用途	
Green Belt 綠化地帶			

#### Communications 交通

Major Road and Junction 主要道路及路口		Elevated Road 高架道路	
------------------------------------	--	-----------------------	--

#### Miscellaneous 其他

Boundary of Planning Scheme 規劃範圍界線		Building Height Control Zone Boundary 建築物高度管制區界線	
Maximum Building Height (in metres above principal datum) 最高建築物高度 (在主水平基準上若干米)		Maximum Building Height (in number of storeys) 最高建築物高度 (樓層數目)	

#### Notes:

- The last updated Outline Zoning Plan and the attached schedule as at the date of printing of the sales brochure are available for free inspection at the sales office during opening hours.
- The plan may show more than the area required under the Residential Properties (First-hand Sales) Ordinance due to technical reason that the boundary of the Development is irregular.
- The Vendor also advises prospective purchasers to conduct an on-site visit for a better understanding of the Development site, its surrounding environment and the public facilities nearby.

#### 備註：

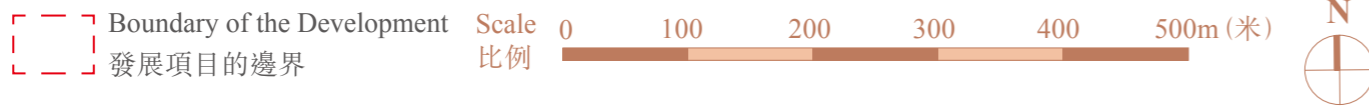
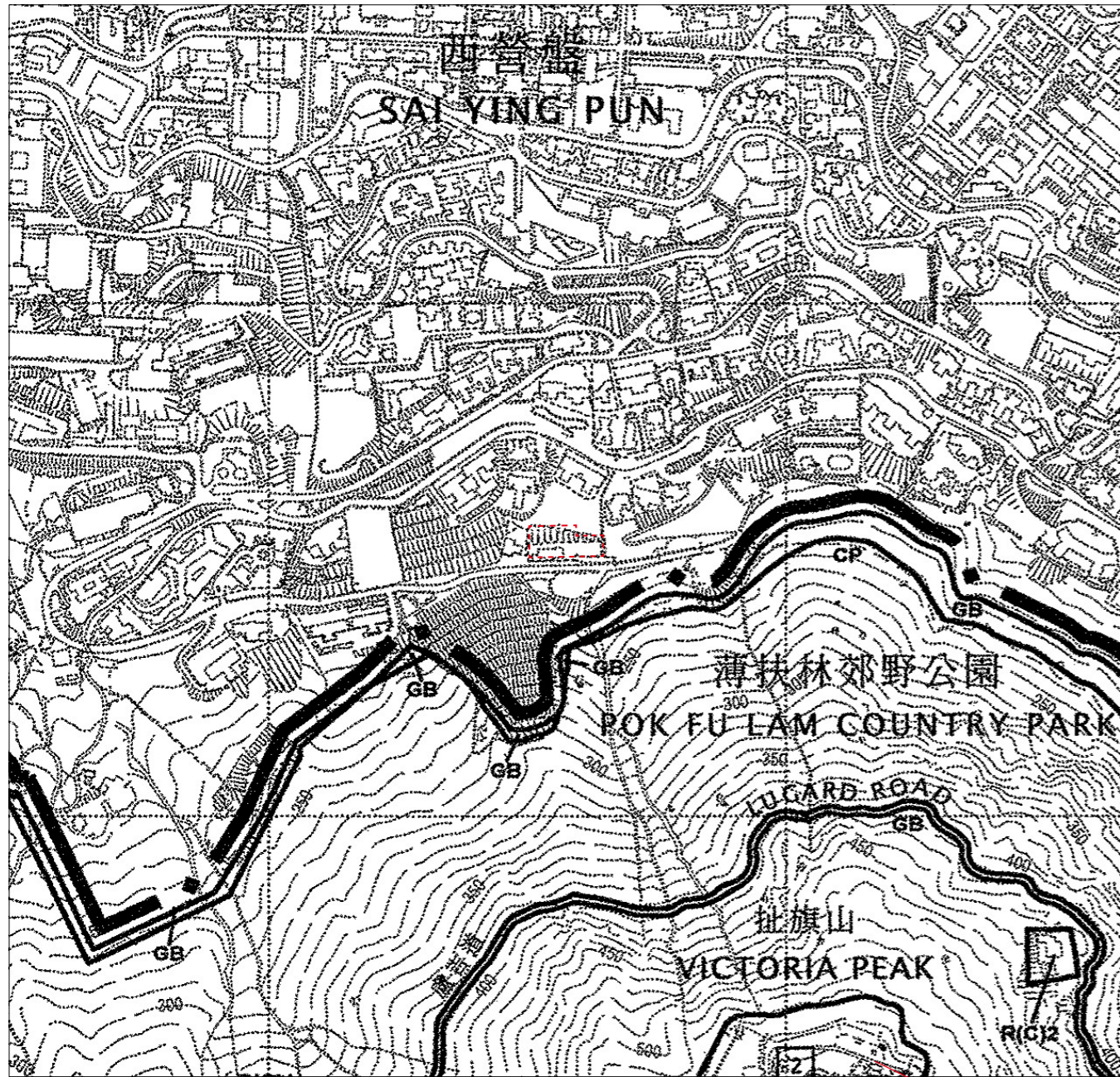
- 在印刷售樓說明書當日所適用的最近期分區計劃大綱圖及其附表，可於售樓處開放時間內免費查閱。
- 由於發展項目的邊界不規則的技術原因，此圖所顯示的範圍可能超過《一手住宅物業銷售條例》所規定的範圍。
- 賣方亦建議準買家到有關發展項目地盤作實地考察，以對該發展地盤、其周邊地區環境及附近的公共設施有較佳了解。

The plan, prepared by the Planning Department under the direction of the Town Planning Board, is reproduced with the permission of the Director of Lands. © The Government of Hong Kong SAR.

大綱圖為規劃署照城市規劃委員會指示擬備，版權屬香港特別行政區政府，經地政總署准許複印。



# 9 OUTLINE ZONING PLAN ETC. RELATING TO THE DEVELOPMENT 關乎發展項目的分區計劃大綱圖等



Adopted from part of the Approved The Peak Area Outline Zoning Plan No. S/H14/13, gazetted on 6th April 2018, with adjustments where necessary as shown in red.

摘錄自2018年4月6日刊憲之山頂區分區計劃大綱核准圖則編號S/H14/13，有需要處經修正處理，以紅色顯示。

### Notation 圖例

#### Zones 地帶

Residential (Group C) 住宅 (丙類)		Government, Institution or Community 政府、機構或社區	
Green Belt 綠化地帶		Country Park 郊野公園	

#### Communications 交通

Major road and Junction 主要道路及路口	
------------------------------------	--

#### Miscellaneous 其他

Boundary of Planning Scheme 規劃範圍界線		Maximum Building Height (in number of storeys) 最高建築物高度 (樓層數目)	
Boundary of Country Park 郊野公園界線			

#### Notes:

- The last updated Outline Zoning Plan and the attached schedule as at the date of printing of the sales brochure are available for free inspection at the sales office during opening hours.
- The plan may show more than the area required under the Residential Properties (First-hand Sales) Ordinance due to technical reason that the boundary of the Development is irregular.
- The Vendor also advises prospective purchasers to conduct an on-site visit for a better understanding of the Development site, its surrounding environment and the public facilities nearby.

#### 備註：

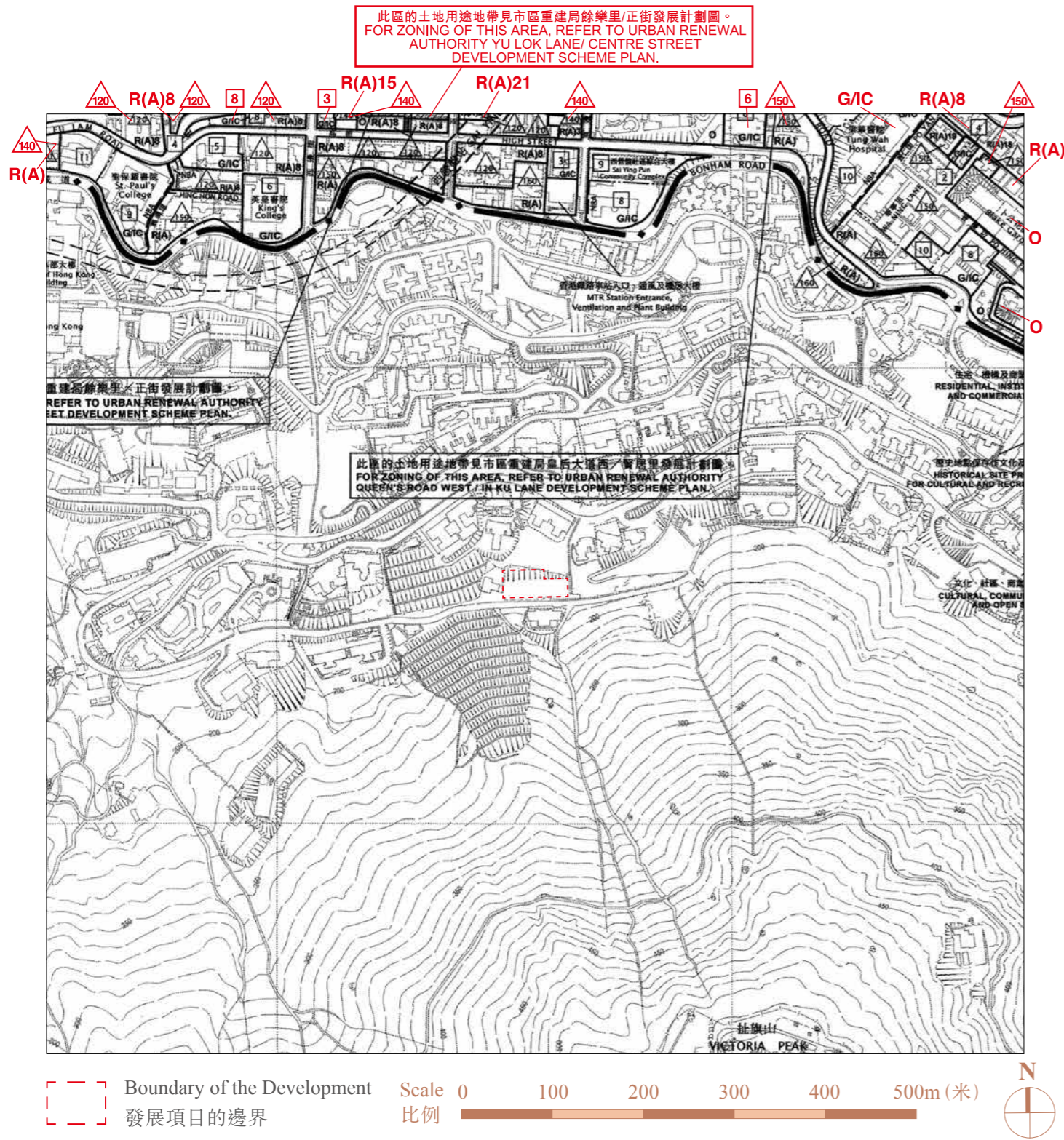

- 在印刷售樓說明書當日所適用的最近期分區計劃大綱圖及其附表，可於售樓處開放時間內免費查閱。
- 由於發展項目的邊界不規則的技術原因，此圖所顯示的範圍可能超過《一手住宅物業銷售條例》所規定的範圍。
- 賣方亦建議準買家到有關發展項目地盤作實地考察，以對該發展地盤、其周邊地區環境及附近的公共設施有較佳了解。

The plan, prepared by the Planning Department under the direction of the Town Planning Board, is reproduced with the permission of the Director of Lands. © The Government of Hong Kong SAR.

大綱圖為規劃署照城市規劃委員會指示擬備，版權屬香港特別行政區政府，經地政總署准許複印。



# 9 OUTLINE ZONING PLAN ETC. RELATING TO THE DEVELOPMENT 關乎發展項目的分區計劃大綱圖等



Adopted from part of the Approved Sai Ying Pun & Sheung Wan Outline Zoning Plan No. S/H3/34, gazetted on 13th November 2020, with adjustments where necessary as shown in red.

摘錄自2020年11月13日刊憲之西營盤及上環分區計劃大綱核准圖則編號S/H3/34，有需要處經修正處理，以紅色顯示。

## Notation 圖例

### Zones 地帶

Residential (Group A) 住宅 (甲類)		Open Space 休憩用地	
Government, Institution or Community 政府、機構或社區			

### Communications 交通

Railway and Station (underground) 鐵路及車站 (地下)		Elevated Road 高架道路	
Major Road and Junction 主要道路及路口		Pedestrian Precinct/Street 行人專用區或街道	

### Miscellaneous 其他

Boundary of Planning Scheme 規劃範圍界線		Land Development Corporation/Urban Renewal Authority Development Scheme Plan Area 土地發展公司/市區重建局發展計劃圖範圍	
Building Height Control Zone Boundary 建築物高度管制區界線		Maximum Building Height (in metres above principal datum) 最高建築物高度 (在主水平基準上若干米)	
Non-Building Area 非建築用地		Maximum Building Height (in number of storeys) 最高建築物高度 (樓層數目)	

### Notes:

- The last updated Outline Zoning Plan and the attached schedule as at the date of printing of the sales brochure are available for free inspection at the sales office during opening hours.
- The plan may show more than the area required under the Residential Properties (First-hand Sales) Ordinance due to technical reason that the boundary of the Development is irregular.
- The Vendor also advises prospective purchasers to conduct an on-site visit for a better understanding of the Development site, its surrounding environment and the public facilities nearby.

### 備註:

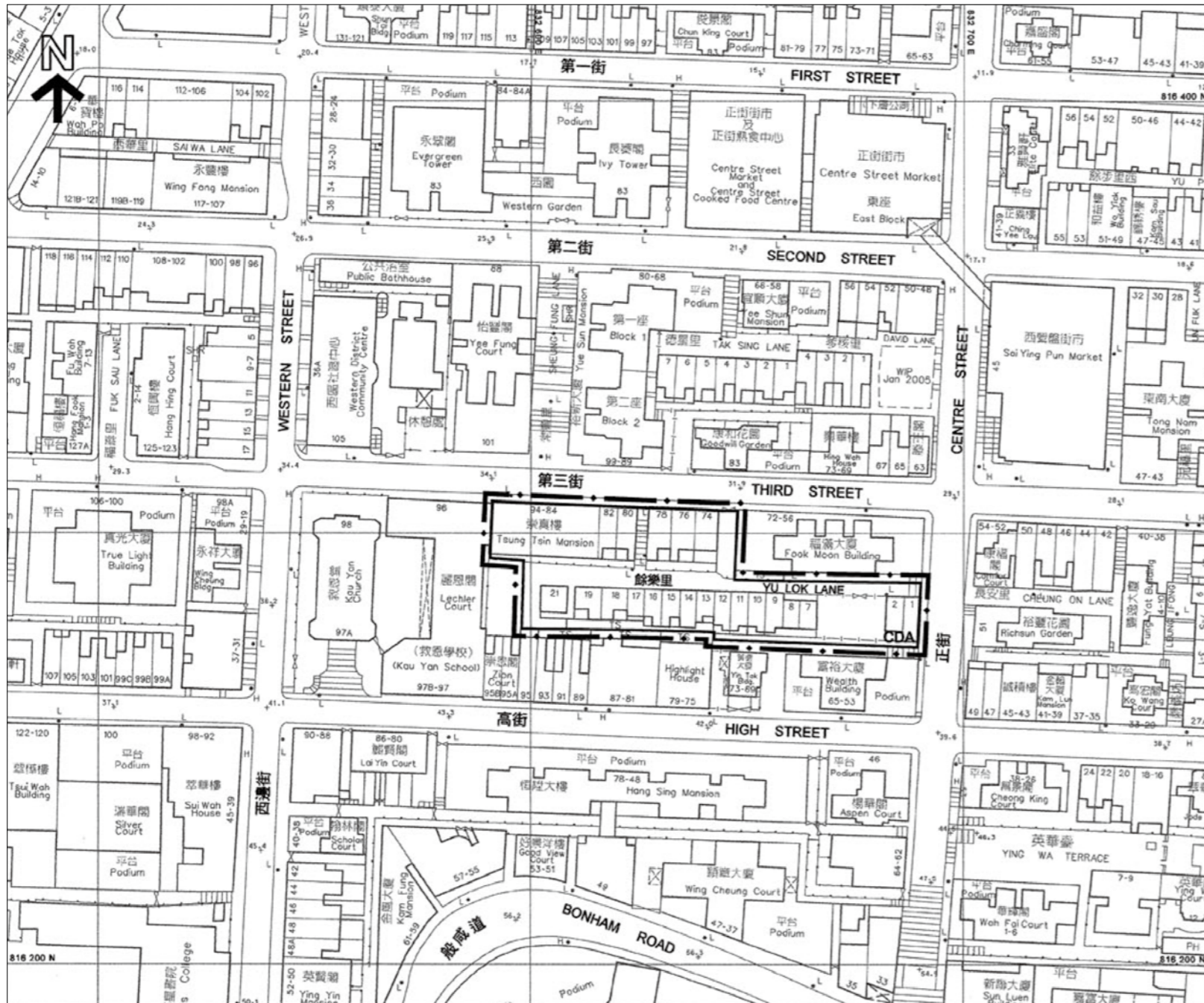
- 在印刷售樓說明書當日所適用的最近期分區計劃大綱圖及其附表，可於售樓處開放時間內免費查閱。
- 由於發展項目的邊界不規則的技術原因，此圖所顯示的範圍可能超過《一手住宅物業銷售條例》所規定的範圍。
- 賣方亦建議準買家到有關發展項目地盤作實地考察，以對該發展地盤、其周邊地區環境及附近的公共設施有較佳了解。

The plan, prepared by the Planning Department under the direction of the Town Planning Board, is reproduced with the permission of the Director of Lands. © The Government of Hong Kong SAR.

大綱圖為規劃署照城市規劃委員會指示擬備，版權屬香港特別行政區政府，經地政總署准許複印。



# 9 OUTLINE ZONING PLAN ETC. RELATING TO THE DEVELOPMENT 關乎發展項目的分區計劃大綱圖等



Extracted from Urban Renewal Authority Yu Lok Lane/Centre Street Development Scheme Plan No. S/H3/URA2/2 gazetted on 20 April 2007.

摘錄自2007年4月20日刊憲之市區重建局餘樂里/正街發展計劃，圖則編號S/H3/URA2/2。

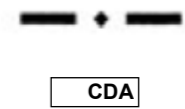
The plan, prepared by the Planning Department under the direction of the Town Planning Board, is reproduced with the permission of the Director of Lands. © The Government of Hong Kong SAR.

大綱圖為規劃署照城市規劃委員會指示擬備，版權屬香港特別行政區政府，經地政總署准許複印。

### Notation 圖例

Boundary of Development scheme 發展計劃範圍界線

Comprehensive Development Area 綜合發展區



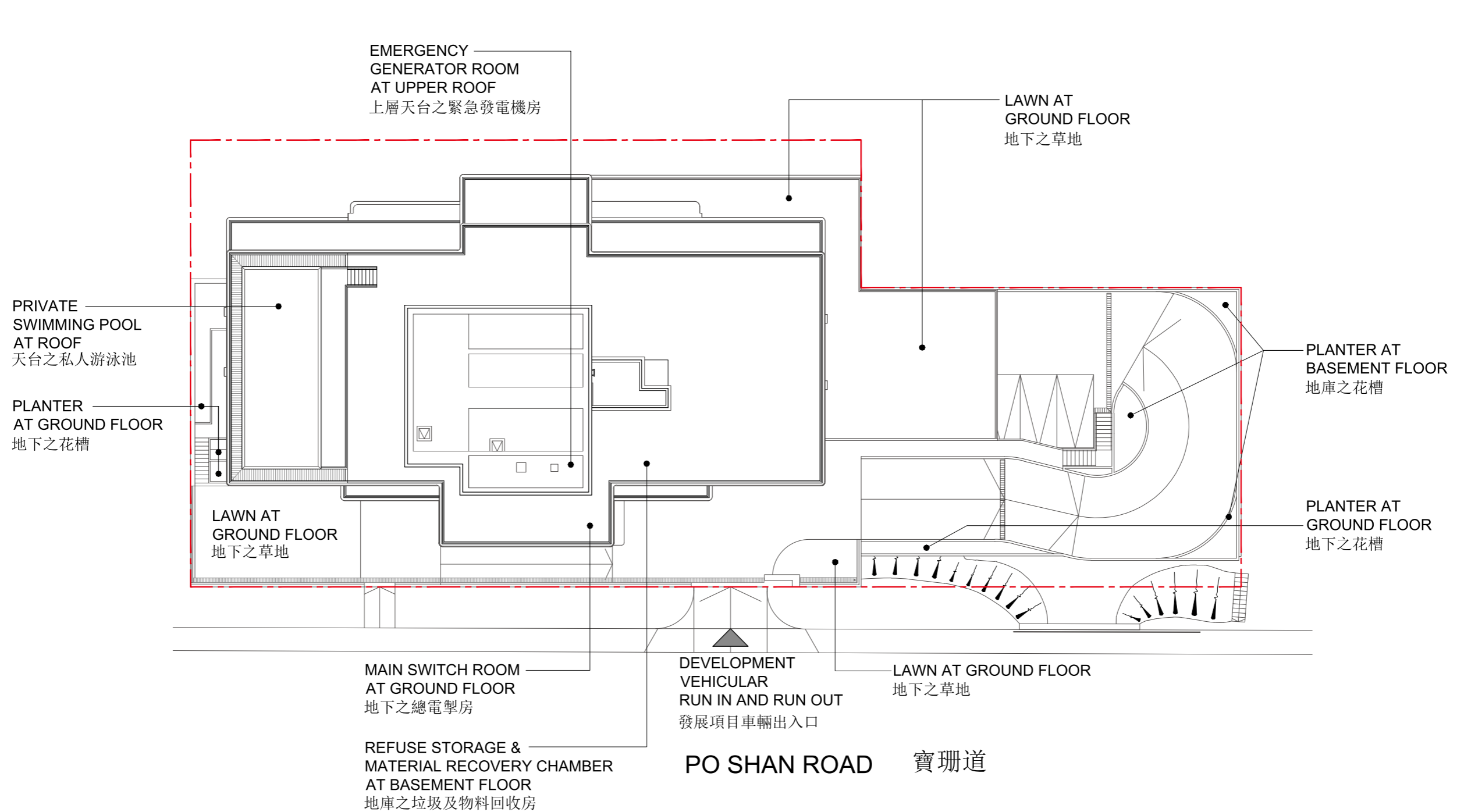

#### Notes:

1. The last updated Outline Zoning Plan and the attached schedule as at the date of printing of the sales brochure are available for free inspection at the sales office during opening hours.
2. The plan may show more than the area required under the Residential Properties (First-hand Sales) Ordinance due to technical reason that the boundary of the Development is irregular.
3. The Vendor also advises prospective purchasers to conduct an on-site visit for a better understanding of the Development site, its surrounding environment and the public facilities nearby.

#### 備註:

1. 在印刷售樓說明書當日所適用的最近期分區計劃大綱圖及其附表，可於售樓處開放時間內免費查閱。
2. 由於發展項目的邊界不規則的技術原因，此圖所顯示的範圍可能超過《一手住宅物業銷售條例》所規定的範圍。
3. 賣方亦建議準買家到有關發展項目地盤作實地考察，以對該發展地盤、其周邊地區環境及附近的公共設施有較佳了解。

# 10 LAYOUT PLAN OF THE DEVELOPMENT 發展項目的布局圖



Boundary of the Development  
發展項目的邊界

Scale 0m 5m 10m 20m/米  
比例

# 11 FLOOR PLANS OF RESIDENTIAL PROPERTIES IN THE DEVELOPMENT

## 發展項目的住宅物業的樓面平面圖



The remarks and legends on this page apply to all pages of "Floor plans of residential properties in the Development".

在本頁上之備註和圖例適用於全部的「發展項目的住宅物業的樓面平面圖」頁數。

### Legends of the floor plans

#### 樓面平面圖圖例

70,000L. SPR. TANK (LOWER PART)	= 70,000 Litre Sprinkler Tank (Lower Part)	= 70,000公升消防花灑水缸 (下層部份)	ENCLOSED AREA NEXT TO BED RM. 4	= Enclosed Area next to Bedroom 4	= 睡房4旁封閉區域
ALUM. CLADDING	= Aluminium Cladding	= 鋁質覆蓋層板	ENCLOSED AREA NEXT TO KITCHEN	= Enclosed Area next to Kitchen	= 廚房旁封閉區域
ALUM. ARCH. FEATURE	= Aluminium Architectural Feature	= 鋁質建築裝飾	ENCLOSED AREA NEXT TO MASTER BED RM.	= Enclosed Area next to Master Bedroom	= 主人睡房旁封閉區域
ALUM. GRILLE PANEL	= Aluminium Grille Panel	= 鋁質格板	ENCLOSED AREA NEXT TO UTILITY ROOM	= Enclosed Area next to Utility Room	= 工作間旁封閉區域
A.H.U. ROOM (#)	= Air Handling Unit Room (#)	= 風櫃房(#)	ENCLOSED AREA UNDER CORRIDOR AND NEXT TO FOYER	= Enclosed Area under Corridor and next to Foyer	= 樓梯底及門廊旁封閉區域
A.D.	= Air Duct	= 風喉	E.M.C.	= Electrical Meter Cabinet	= 電錶櫃
BALCONY	= Balcony	= 露台	FIREMAN'S LIFT LOBBY	= Fireman's Lift Lobby	= 消防升降機大堂
BATH RM. #	= Bathroom #	= 浴室 #	FLAT ROOF	= Flat Roof	= 平台
BED RM. #	= Bedroom #	= 睡房 #	FLUSHING WATER AND POTABLE WATER PUMP RM.	= Flushing Water and Potable Water Pump Room	= 沖廁水及食水缸泵房
BUILDING LINE ABOVE	= Building Line Above	= 上層之建築物界線	FOYER	= Foyer	= 門廊
CARETAKER'S COUNTER	= Caretaker's Counter	= 保安人員櫃檯	F.S.INLET, SPR.INLET AND SPR. CONTROL VALVE	= Fire Service Inlet, Sprinkler Inlet and Sprinkler Control Valve Cabinet	= 消防入水掣、花灑入水掣及消防花灑閥門箱
CLOAK	= Cloak Room	= 寄物間	G.D.	= Gas Duct	= 煤氣管道槽
CLOSET	= Closet	= 衣帽間	H.R.	= Hose Reel	= 消防喉轆
CORRIDOR	= Corridor	= 走廊	H.R. AT H/L	= Hose Reel at High Level	= 高位消防喉轆
COVERED LANDSCAPED AREA	= Covered Landscaped Area	= 有蓋園景區	H.V. SWITCH ROOM	= High Voltage Switch Room	= 高壓配電房
DN	= Down	= 下	INVERTED BEAM	= Inverted Beam	= 倒樑
DINING	= Dining Room	= 飯廳	KITCHEN	= Kitchen	= 廚房
DRIVEWAY	= Driveway	= 車道	LAWN	= Lawn	= 草地
ENCLOSED AREA BETWEEN BED RM. 3 AND BATH RM. 3	= Enclosed Area Between Bedroom 3 and Bathroom 3	= 睡房3及浴室3之間封閉區域	LAV.	= Lavatory	= 洗手間
ENCLOSED AREA INSIDE CLOSET	= Enclosed Area inside Closet	= 衣帽間內封閉區域	LIFT SHAFT	= Lift Shaft	= 升降機槽
ENCLOSED AREA INSIDE KITCHEN	= Enclosed Area inside Kitchen	= 廚房內封閉區域	LIFT	= Lift	= 升降機
ENCLOSED AREA INSIDE MASTER BEDROOM	= Enclosed Area inside Master Bedroom	= 主人睡房內封閉區域	LIVING	= Living Room	= 客廳
ENCLOSED AREA NEXT TO BATH RM. 3	= Enclosed Area next to Bathroom 3	= 浴室3旁封閉區域	LOADING & UNLOADING	= Loading and Unloading Space	= 上落貨停車位
ENCLOSED AREA NEXT TO BATH RM. 4	= Enclosed Area next to Bathroom 4	= 浴室4旁封閉區域	LOBBY	= Lobby	= 大堂
ENCLOSED AREA NEXT TO BED RM. 1	= Enclosed Area next to Bedroom 1	= 睡房1旁封閉區域	L.V. SWITCH ROOM	= Low Voltage Switch Room	= 低壓配電房



# 11 FLOOR PLANS OF RESIDENTIAL PROPERTIES IN THE DEVELOPMENT

## 發展項目的住宅物業的樓面平面圖



The remarks and legends on this page apply to all pages of "Floor plans of residential properties in the Development".

在本頁上之備註和圖例適用於全部的「發展項目的住宅物業的樓面平面圖」頁數。

### Legends of the floor plans

#### 樓面平面圖圖例

MASTER BED RM.	= Master Bedroom	= 主人睡房	STONE ARCH. FEATURE AT 5/F ONLY	= Stone Architectural Feature at 5/F only	= 只在 5 樓之石料建築裝飾
MASTER BATH RM.	= Master Bathroom	= 主人浴室	STONE CLADDING	= Stone Cladding	= 石覆蓋層板
PAVEMENT	= Pavement	= 行人道	STONE FEATURE	= Stone Feature	= 石料裝飾
PERFORATED METAL FENCE	= Perforated Metal Fence	= 金屬穿孔圍欄	STORE	= Store Room	= 儲物室
PLANTER	= Planter	= 花槽	STORE #	= Store Room #	= 儲物室 #
POWDER RM.	= Powder Room	= 化妝間	STUDY ROOM	= Study Room	= 書房
PRIVATE FLAT ROOF	= Private Flat Roof	= 私人平台	S.C.	= Surface Channel	= 排水明渠
PRIVATE LIFT LOBBY	= Private Lift Lobby	= 私人升降機大堂	TRANSFORMER ROOM	= Transformer Room	= 電力變壓器房
PRIVATE SWIMMING POOL	= Private Swimming Pool	= 私人泳池	T.R.S.	= Temporary Refuge Space	= 臨時庇護處
P.D.	= Pipe Duct	= 管道槽	TOP OF STONE ARCH. FEATURE	= Top of Stone Architectural Feature	= 石料建築裝飾的頂部
R.S. & M.R.R.	= Refuse Storage and Material Recovery Room	= 垃圾及物料回收室	UNIT A	= Unit A	= A單位
RAMP DN.	= Ramp Down	= 斜道向下	UNIT B	= Unit B	= B單位
RAMP UP	= Ramp Up	= 斜道向上	UP	= Up	= 上
READING ROOM	= Reading Room	= 閱讀室	UTILITY RM.	= Utility Room	= 工作間
SHOWER	= Shower Room	= 淋浴間	VERTICAL GREENING	= Vertical Greening	= 垂直綠化
SPRINKLER PUMP RM.	= Sprinkler Pump Room	= 消防花灑水泵房	YARD	= Yard	= 庭院
STONE ARCH. FEATURE	= Stone Architectural Feature	= 石料建築裝飾	W.M.C.	= Water Meter Cabinet	= 水錶櫃

#### Remarks:

- There may be exposed pipes on external walls and/or flat roof of some floors.
- There may be ceiling bulkheads at living room, dining room, master bedroom, study room, bedroom, store room, refuse storage and material recovery room, corridor, master bathroom, bathroom, closet, cloak room, powder room, lavatory, reading room and/or kitchen of some residential properties for the air-conditioning system and/or other mechanical and electrical services.
- The ceiling height of some residential properties may vary due to structural, architectural and/or decoration design requirements.
- Symbols of fittings shown on the floor plans, such as sinks, wash basins, water closets, shower sets, bathtubs, etc, are retrieved from the latest approved building plans and are for general indication of their approximate locations only and are not indications of their actual size, design or shapes.
- Balconies are non-enclosed areas.

#### 附註：

- 部份樓層外牆及/或平台設有外露喉管。
- 部份住宅物業客廳、飯廳、主人睡房、書房、睡房、儲物室、垃圾及物料回收室、走廊、主人浴室、浴室、衣帽間、寄物間、化妝間、洗手間、閱讀室及/或廚房之假天花內設有空調系統及/或其他機電設備。
- 部份住宅物業之天花高度將會因應結構、建築設計及/或裝修設計上的需要而有差異。
- 樓面平面圖上所顯示的形象裝置符號，例如洗滌盆、洗手盆、坐廁、花灑套裝、浴缸等乃擇自最新的經批准的建築圖則，只供展示其大約位置而非展示其實際大小、設計及形狀。
- 露台為不可封閉的地方。



# 11 FLOOR PLANS OF RESIDENTIAL PROPERTIES IN THE DEVELOPMENT

## 發展項目的住宅物業的樓面平面圖



Floor 樓層	Flat 單位	The floor-to-floor height of each residential property (mm) 每個住宅物業的層與層之間的高度 (毫米)	The thickness of the floor slabs (excluding plasters) of each residential property (mm) 每個住宅物業的樓板 (不包括灰泥) 的厚度 (毫米)
G/F 地下	A	3500, 5100	150, 175, 200, 250

The internal areas of residential properties on the upper floors will generally be slightly larger than those on the lower floors because of the reducing thickness of the structural walls on the upper floors. (This does not apply to the residential properties in the Development because the design of the Development does not involve reducing thickness of structural walls of residential properties on the upper floors.)

因住宅物業的較高樓層的結構牆的厚度遞減，較高樓層的內部面積，一般比較低樓層的內部面積稍大。(不適用於發展項目內的住宅物業，因為發展項目的設計是不牽涉住宅物業的較高樓層的結構牆的厚度遞減。)

Notes:


1. The dimensions in the floor plans are all structural dimensions in millimetre.
2. Please refer to pages 22 and 23 for legends of the abbreviations shown on the floor plan.

附註：

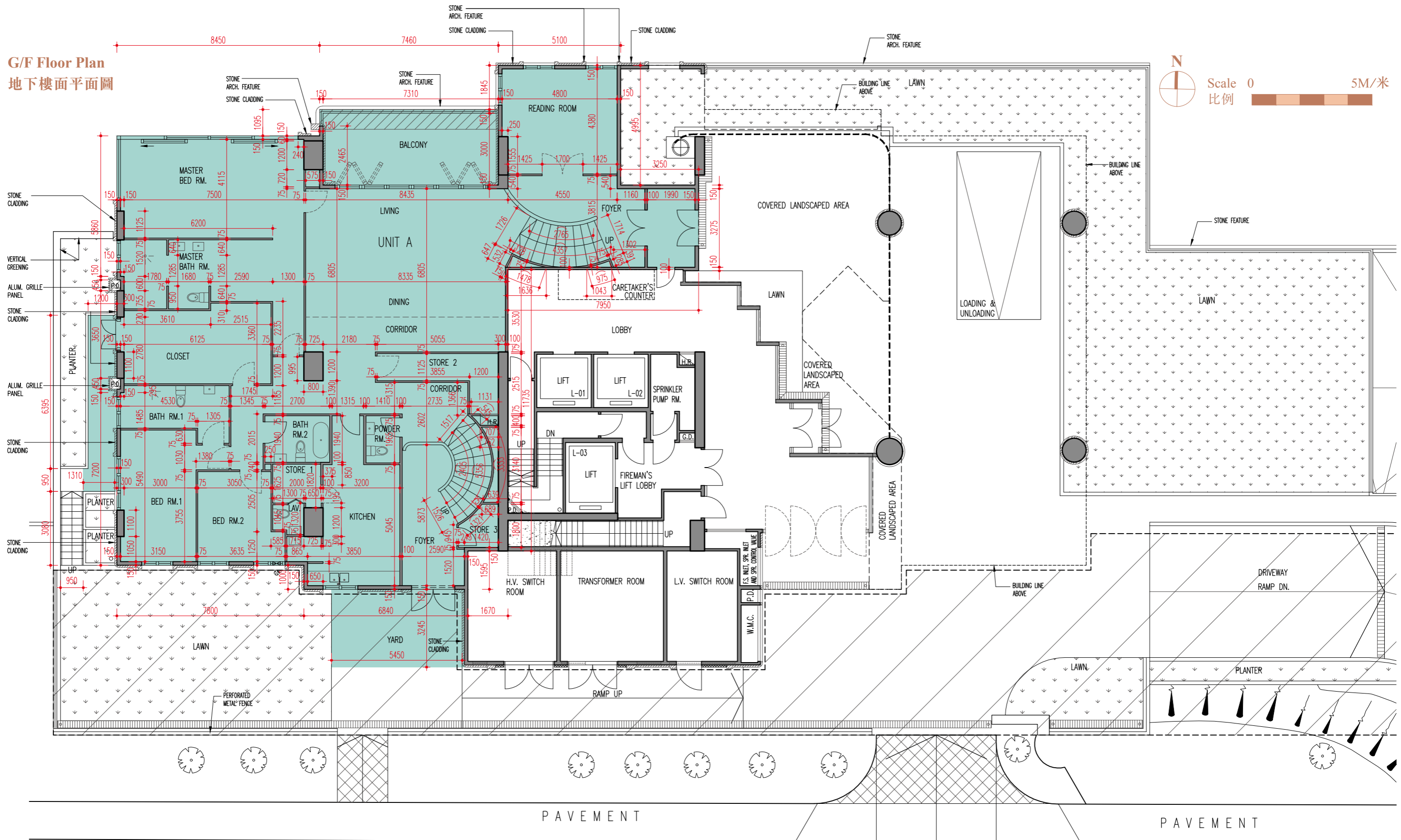
1. 樓面平面圖之尺規所列數字為以毫米標示之建築結構尺寸。
2. 有關樓面平面圖中顯示之名詞之註釋，請參閱第22及23頁之圖例。

# 11 FLOOR PLANS OF RESIDENTIAL PROPERTIES IN THE DEVELOPMENT

## 發展項目的住宅物業的樓面平面圖



G/F Floor Plan  
地下樓面平面圖





# 11 FLOOR PLANS OF RESIDENTIAL PROPERTIES IN THE DEVELOPMENT

## 發展項目的住宅物業的樓面平面圖



### Notes:

Those parts of Unit A have been altered by way of minor works, designated exempted works, or exempted works under the Buildings Ordinance after completion of the Development, the latest condition of which is shown on the relevant latest layout plan. The alteration works are as follows:

- A. Partition wall has been installed.
- B. Swing door has been installed.
- C. Partition and swing door have been installed.
- D. Partition and sliding door have been installed.
- E. Furring wall has been added. Bathtub has been installed. Glass partition and swing door have been installed. Basin cabinet has been installed and locations of basin units have been modified.
- F. Furring wall has been added. Glass partition and swing door have been installed. Basin cabinet has been installed and location of basin unit has been modified.
- G. Furring wall has been added. Basin cabinet has been installed. Location of basin unit has been modified.
- H. Kitchen cabinet has been installed.
- I. Raised floor has been installed.
- J. Furring wall has been added.
- K. Removal of partition wall.

### 備註：

A單位此部份因在發展項目落成後進行小型工程、指定豁免工程或獲《建築物條例》豁免的工程而有所改動，現狀請參閱有關現狀間隔平面圖。該等改動如下：

- A. 安裝間牆。
- B. 安裝掩門。
- C. 安裝間牆及掩門。
- D. 安裝間牆及趟門。
- E. 加建新填充牆。安裝浴缸。安裝玻璃間隔及掩門。安裝洗滌盆櫃及修改洗滌盆的位置。
- F. 加建新填充牆。安裝玻璃間隔及掩門。安裝洗滌盆櫃及修改洗滌盆的位置。
- G. 加建新填充牆。安裝洗滌盆櫃。修改洗滌盆的位置。
- H. 安裝廚櫃。
- I. 安裝高架地板。
- J. 加建新填充牆。
- K. 拆除間牆。

### Notes:

- 1. The dimensions in the floor plans are all structural dimensions in millimetre.
- 2. Please refer to pages 22 and 23 for legends of the abbreviations shown on the floor plan.

### 附註：

- 1. 樓面平面圖之尺規所列數字為以毫米標示之建築結構尺寸。
- 2. 有關樓面平面圖中顯示之名詞之註釋，請參閱第22及23頁之圖例。

# 11 FLOOR PLANS OF RESIDENTIAL PROPERTIES IN THE DEVELOPMENT

## 發展項目的住宅物業的樓面平面圖



Floor 樓層	Flat 單位	The floor-to-floor height of each residential property (mm) 每個住宅物業的層與層之間的高度 (毫米)	The thickness of the floor slabs (excluding plasters) of each residential property (mm) 每個住宅物業的樓板 (不包括灰泥) 的厚度 (毫米)
1/F 1樓	A	3500	150, 175, 250
	B	3500	150, 175, 250

The internal areas of residential properties on the upper floors will generally be slightly larger than those on the lower floors because of the reducing thickness of the structural walls on the upper floors. (This does not apply to the residential properties in the Development because the design of the Development does not involve reducing thickness of structural walls of residential properties on the upper floors.)

因住宅物業的較高樓層的結構牆的厚度遞減，較高樓層的內部面積，一般比較低樓層的內部面積稍大。(不適用於發展項目內的住宅物業，因為發展項目的設計是不牽涉住宅物業的較高樓層的結構牆的厚度遞減。)

Notes:

- The dimensions in the floor plans are all structural dimensions in millimetre.
- Please refer to pages 22 and 23 for legends of the abbreviations shown on the floor plan.

附註：

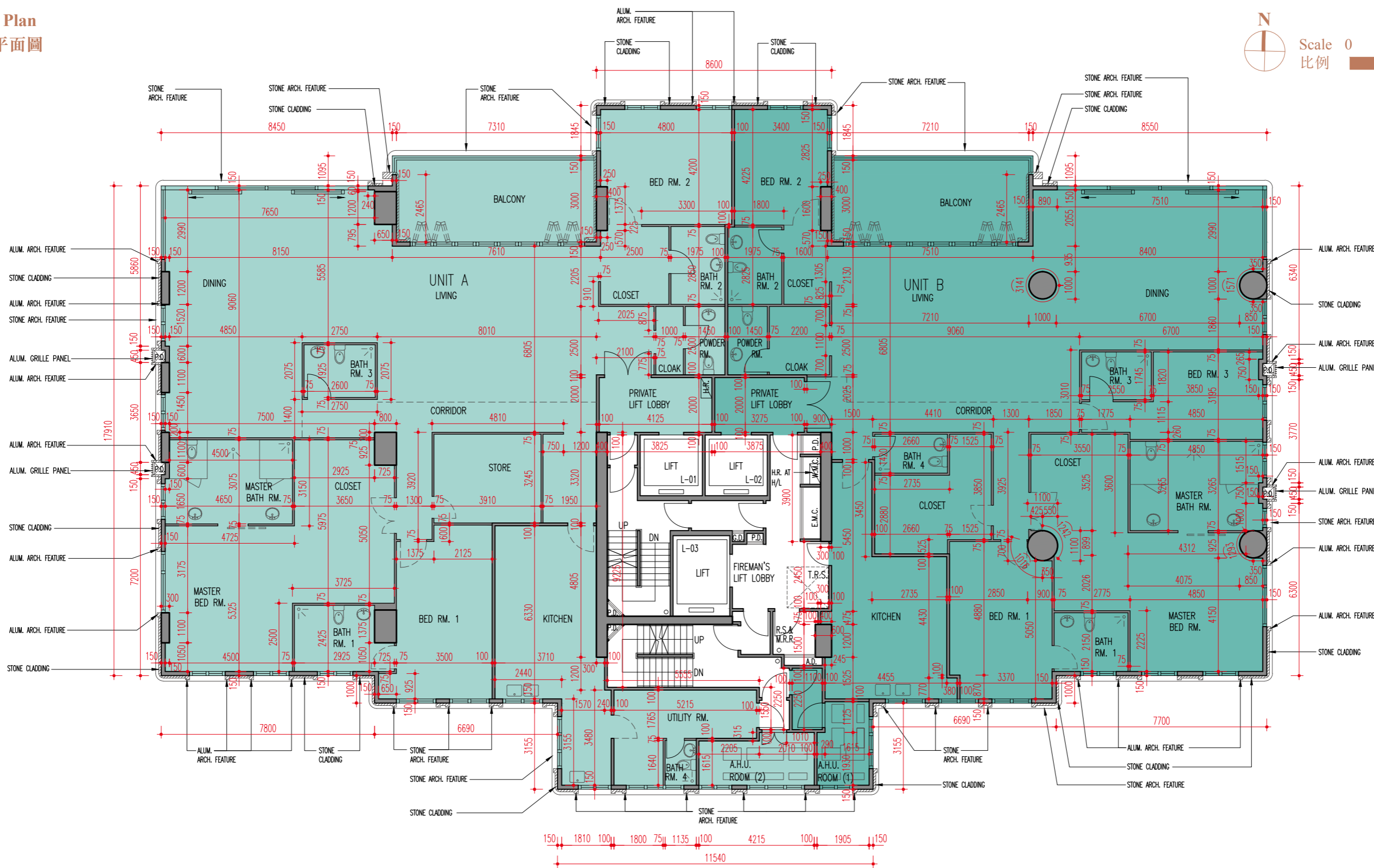
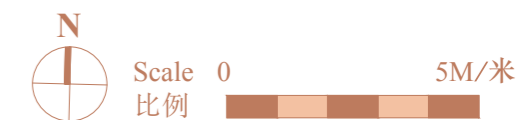
- 樓面平面圖之尺規所列數字為以毫米標示之建築結構尺寸。
- 有關樓面平面圖中顯示之名詞之註釋，請參閱第22及23頁之圖例。



# 11 FLOOR PLANS OF RESIDENTIAL PROPERTIES IN THE DEVELOPMENT

## 發展項目的住宅物業的樓面平面圖

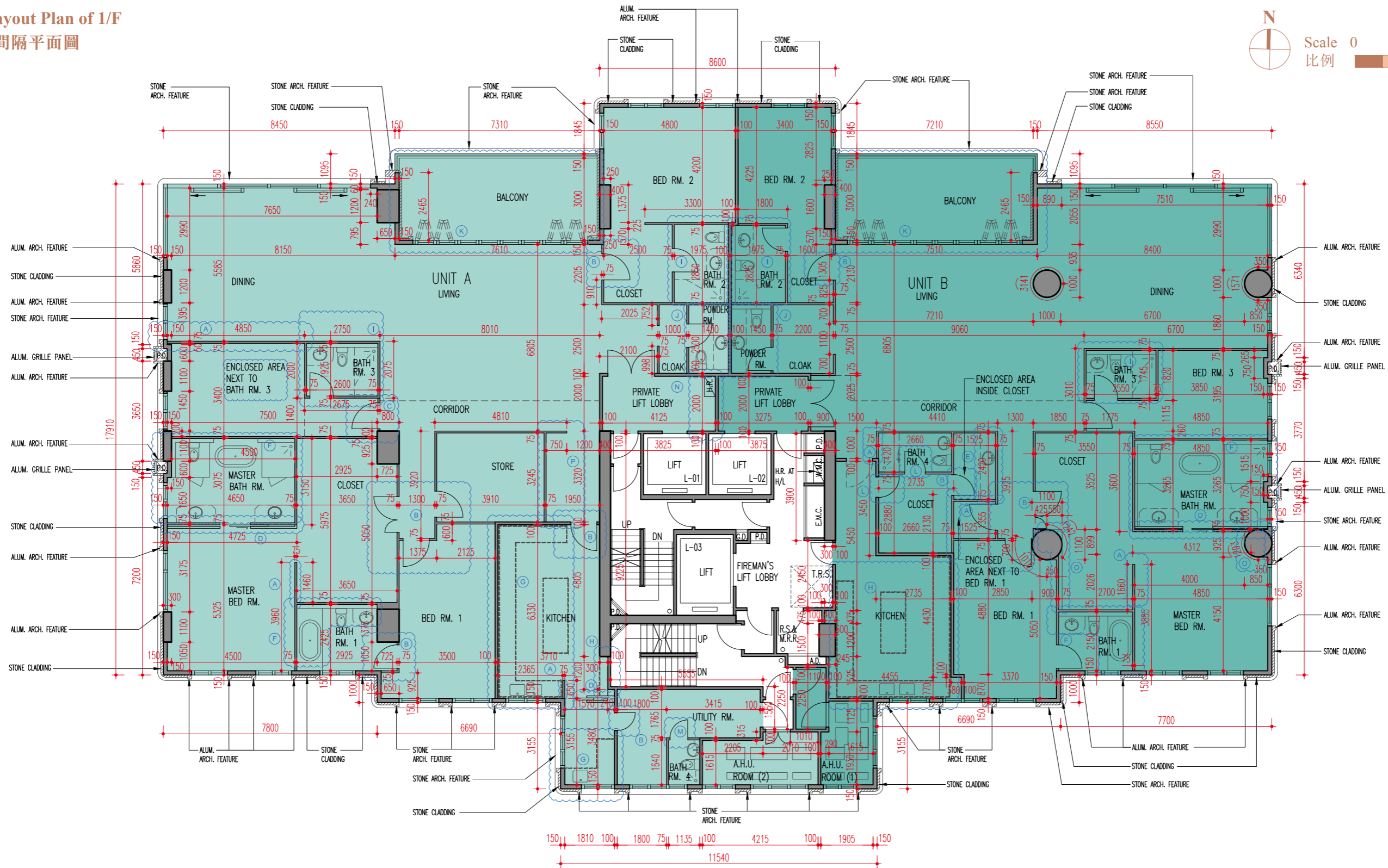
1/F Floor Plan  
1樓樓面平面圖



# 11 FLOOR PLANS OF RESIDENTIAL PROPERTIES IN THE DEVELOPMENT

## 發展項目的住宅物業的樓面平面圖

Latest Layout Plan of 1/F  
1樓現狀間隔平面圖





# 11 FLOOR PLANS OF RESIDENTIAL PROPERTIES IN THE DEVELOPMENT

## 發展項目的住宅物業的樓面平面圖



### Notes:

Those parts of Unit A and Unit B have been altered by way of minor works, designated exempted works, or exempted works under the Buildings Ordinance after completion of the Development, the latest condition of which is shown on the relevant latest layout plan. The alteration works are as follows:

- A. Partition wall has been installed.
- B. Swing door has been installed.
- C. Partition and swing door have been installed.
- D. Partition and sliding door have been installed.
- E. Basin cabinet has been installed. Location and number of basin unit have been modified.
- F. Furring wall has been added. Bathtub has been installed. Basin cabinet has been installed and locations of basin units have been modified.
- G. Kitchen cabinet has been installed. Location of sink unit has been modified.
- H. Kitchen cabinet has been installed.
- I. Furring wall has been added. Glass partition and swing door have been installed. Basin cabinet has been installed and locations of basin unit have been modified.
- J. Furring wall has been added. Basin cabinet has been installed. Location of basin unit and water closet have been modified.
- K. Raised floor has been installed.
- L. Additional wall opening has been formed and swing door has been installed.
- M. Door swing direction has been changed.
- N. Wardrobe has been installed.
- O. Furring wall has been added.
- P. Wine cellar and cabinet have been installed.

### 備註：

A單位及B單位此部份因在發展項目落成後進行小型工程、指定豁免工程或獲《建築物條例》豁免的工程而有所改動，現狀請參閱有關現狀間隔平面圖。該等改動如下：

- A. 安裝間牆。
- B. 安裝掩門。
- C. 安裝間牆及掩門。
- D. 安裝間牆及趟門。
- E. 安裝洗滌盆櫃。修改洗滌盆的位置及數量。
- F. 加建新填充牆。安裝浴缸。安裝洗滌盆櫃及修改洗滌盆的位置。
- G. 安裝廚櫃。修改洗滌盆的位置。
- H. 安裝廚櫃。
- I. 加建新填充牆。安裝玻璃間隔及掩門。安裝洗滌盆櫃及修改洗滌盆的位置。
- J. 加建新填充牆。安裝洗滌盆櫃。修改洗滌盆及坐廁的位置。
- K. 安裝高架地板。
- L. 牆身開窿及安裝掩門。
- M. 改變掩門方向。
- N. 安裝衣櫃。
- O. 加建新填充牆。
- P. 安裝酒櫃及儲物櫃。

# 11 FLOOR PLANS OF RESIDENTIAL PROPERTIES IN THE DEVELOPMENT

## 發展項目的住宅物業的樓面平面圖



Floor 樓層	Flat 單位	The floor-to-floor height of each residential property (mm) 每個住宅物業的層與層之間的高度 (毫米)	The thickness of the floor slabs (excluding plasters) of each residential property (mm) 每個住宅物業的樓板 (不包括灰泥) 的厚度 (毫米)
2/F-3/F & 6/F 2樓至3樓及6樓	A	3500	150, 175, 250
	B	3500	150, 175, 250

The internal areas of residential properties on the upper floors will generally be slightly larger than those on the lower floors because of the reducing thickness of the structural walls on the upper floors. (This does not apply to the residential properties in the Development because the design of the Development does not involve reducing thickness of structural walls of residential properties on the upper floors.)

因住宅物業的較高樓層的結構牆的厚度遞減，較高樓層的內部面積，一般比較低樓層的內部面積稍大。(不適用於發展項目內的住宅物業，因為發展項目的設計是不牽涉住宅物業的較高樓層的結構牆的厚度遞減。)

Notes:

- The dimensions in the floor plans are all structural dimensions in millimetre.
- Please refer to pages 22 and 23 for legends of the abbreviations shown on the floor plan.

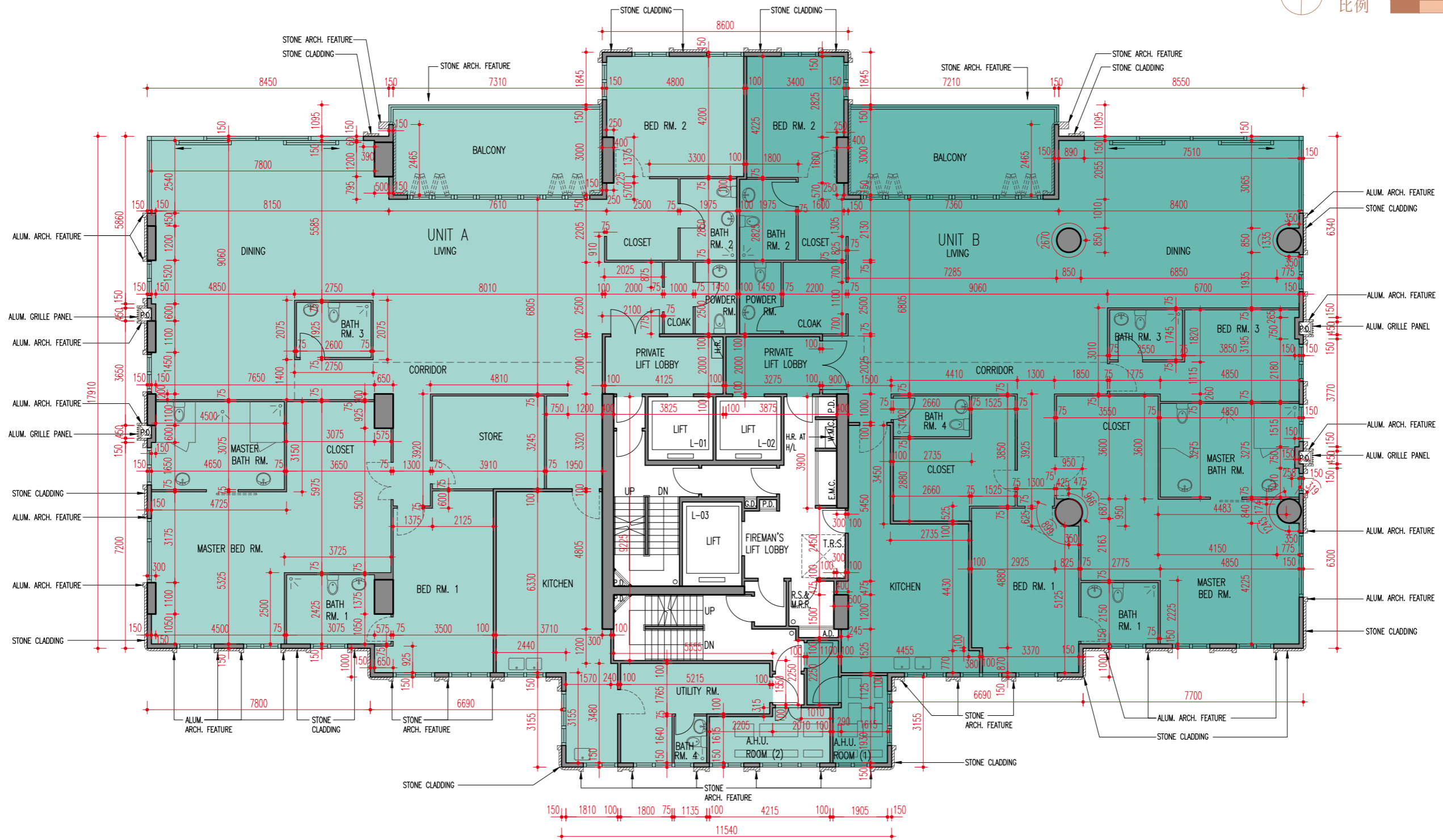
附註：

- 樓面平面圖之尺規所列數字為以毫米標示之建築結構尺寸。
- 有關樓面平面圖中顯示之名詞之註釋，請參閱第22及23頁之圖例。

# 11 FLOOR PLANS OF RESIDENTIAL PROPERTIES IN THE DEVELOPMENT

## 發展項目的住宅物業的樓面平面圖

2/F-3/F & 6/F Floor Plan  
2樓至3樓及6樓樓面平面圖

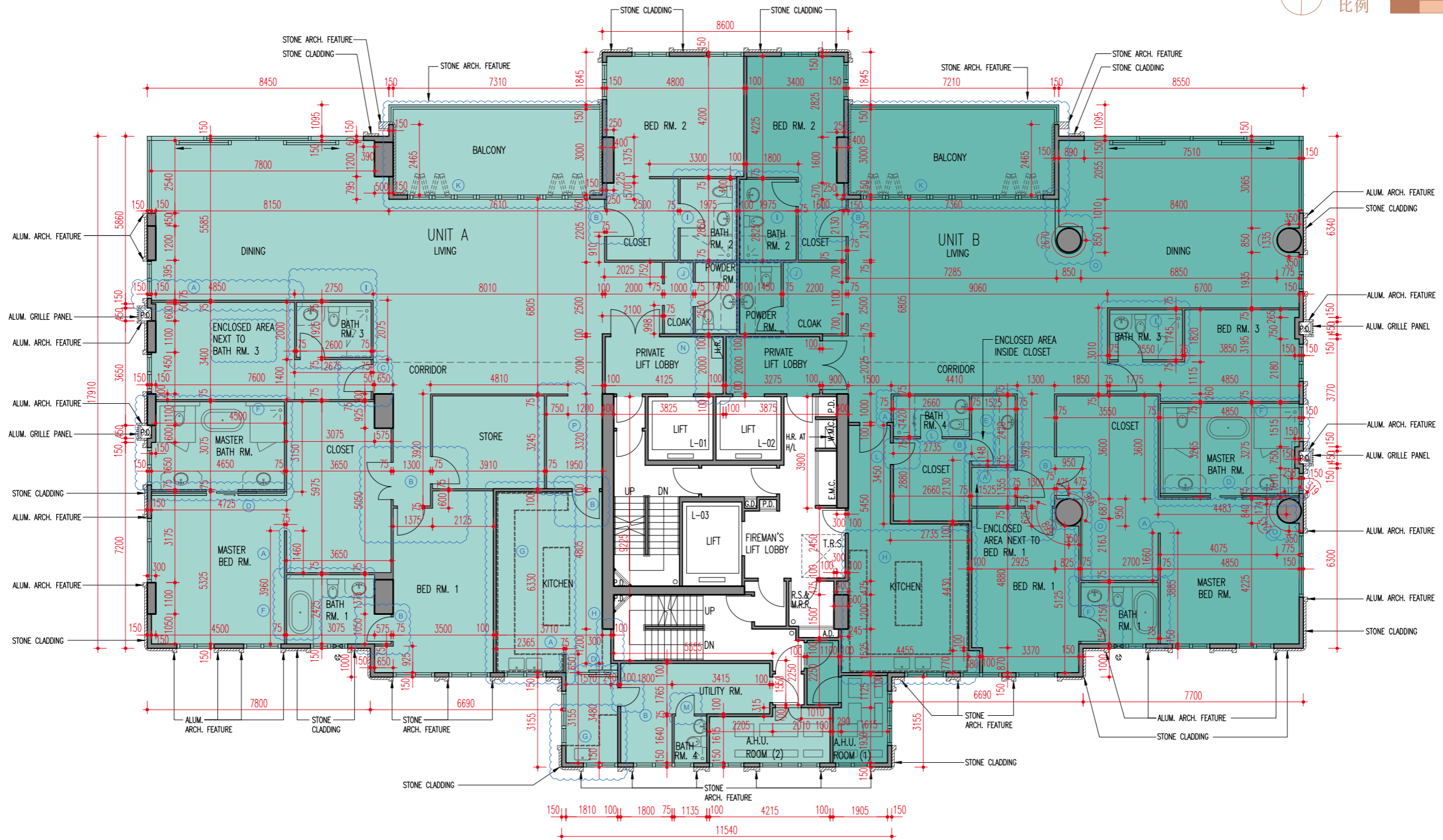
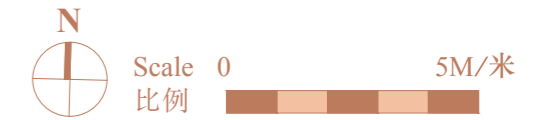




# 11 FLOOR PLANS OF RESIDENTIAL PROPERTIES IN THE DEVELOPMENT

## 發展項目的住宅物業的樓面平面圖

Latest Layout Plan of 2/F, 3/F & 6/F  
2樓、3樓及6樓現狀間隔平面圖



# 11 FLOOR PLANS OF RESIDENTIAL PROPERTIES IN THE DEVELOPMENT

## 發展項目的住宅物業的樓面平面圖



### Notes:

Those parts of Unit A and Unit B have been altered by way of minor works, designated exempted works, or exempted works under the Buildings Ordinance after completion of the Development, the latest condition of which is shown on the relevant latest layout plan. The alteration works are as follows:

- A. Partition wall has been installed.
- B. Swing door has been installed.
- C. Partition and swing door have been installed.
- D. Partition and sliding door have been installed.
- E. Basin cabinet has been installed. Location and number of basin unit have been modified.
- F. Furring wall has been added. Bathtub has been installed. Basin cabinet has been installed and locations of basin units have been modified.
- G. Kitchen cabinet has been installed. Location of sink unit have been modified.
- H. Kitchen cabinet has been installed.
- I. Furring wall has been added. Glass partition and swing door have been installed. Basin cabinet has been installed and locations of basin unit have been modified.
- J. Furring wall has been added. Basin cabinet has been installed. Location of basin unit and water closet have been modified.
- K. Raised floor has been installed.
- L. Additional wall opening has been formed and swing door has been installed.
- M. Door swing direction has been changed.
- N. Wardrobe has been installed.
- O. Furring wall has been added.
- P. Wine cellar and cabinet have been installed.

### 備註：

A單位及B單位此部份因在發展項目落成後進行小型工程、指定豁免工程或獲《建築物條例》豁免的工程而有所改動，現狀請參閱有關現狀間隔平面圖。該等改動如下：

- A. 安裝間牆。
- B. 安裝掩門。
- C. 安裝間牆及掩門。
- D. 安裝間牆及趟門。
- E. 安裝洗滌盆櫃。修改洗滌盆的位置及數量。
- F. 加建新填充牆。安裝浴缸。安裝洗滌盆櫃及修改洗滌盆的位置。
- G. 安裝廚櫃。修改洗滌盆的位置。
- H. 安裝廚櫃。
- I. 加建新填充牆。安裝玻璃間隔及掩門。安裝洗滌盆櫃及修改洗滌盆的位置。
- J. 加建新填充牆。安裝洗滌盆櫃。修改洗滌盆及坐廁的位置。
- K. 安裝高架地板。
- L. 牆身開窿及安裝掩門。
- M. 改變掩門方向。
- N. 安裝衣櫃。
- O. 加建新填充牆。
- P. 安裝酒櫃及儲物櫃。

# 11 FLOOR PLANS OF RESIDENTIAL PROPERTIES IN THE DEVELOPMENT

## 發展項目的住宅物業的樓面平面圖



Floor 樓層	Flat 單位	The floor-to-floor height of each residential property (mm) 每個住宅物業的層與層之間的高度 (毫米)	The thickness of the floor slabs (excluding plasters) of each residential property (mm) 每個住宅物業的樓板 (不包括灰泥) 的厚度 (毫米)
5/F 5樓	A	3500	150, 175, 250
	B	3500	150, 175, 250

The internal areas of residential properties on the upper floors will generally be slightly larger than those on the lower floors because of the reducing thickness of the structural walls on the upper floors. (This does not apply to the residential properties in the Development because the design of the Development does not involve reducing thickness of structural walls of residential properties on the upper floors.)

因住宅物業的較高樓層的結構牆的厚度遞減，較高樓層的內部面積，一般比較低樓層的內部面積稍大。(不適用於發展項目內的住宅物業，因為發展項目的設計是不牽涉住宅物業的較高樓層的結構牆的厚度遞減。)

Notes:

- The dimensions in the floor plans are all structural dimensions in millimetre.
- Please refer to pages 22 and 23 for legends of the abbreviations shown on the floor plan.

附註：

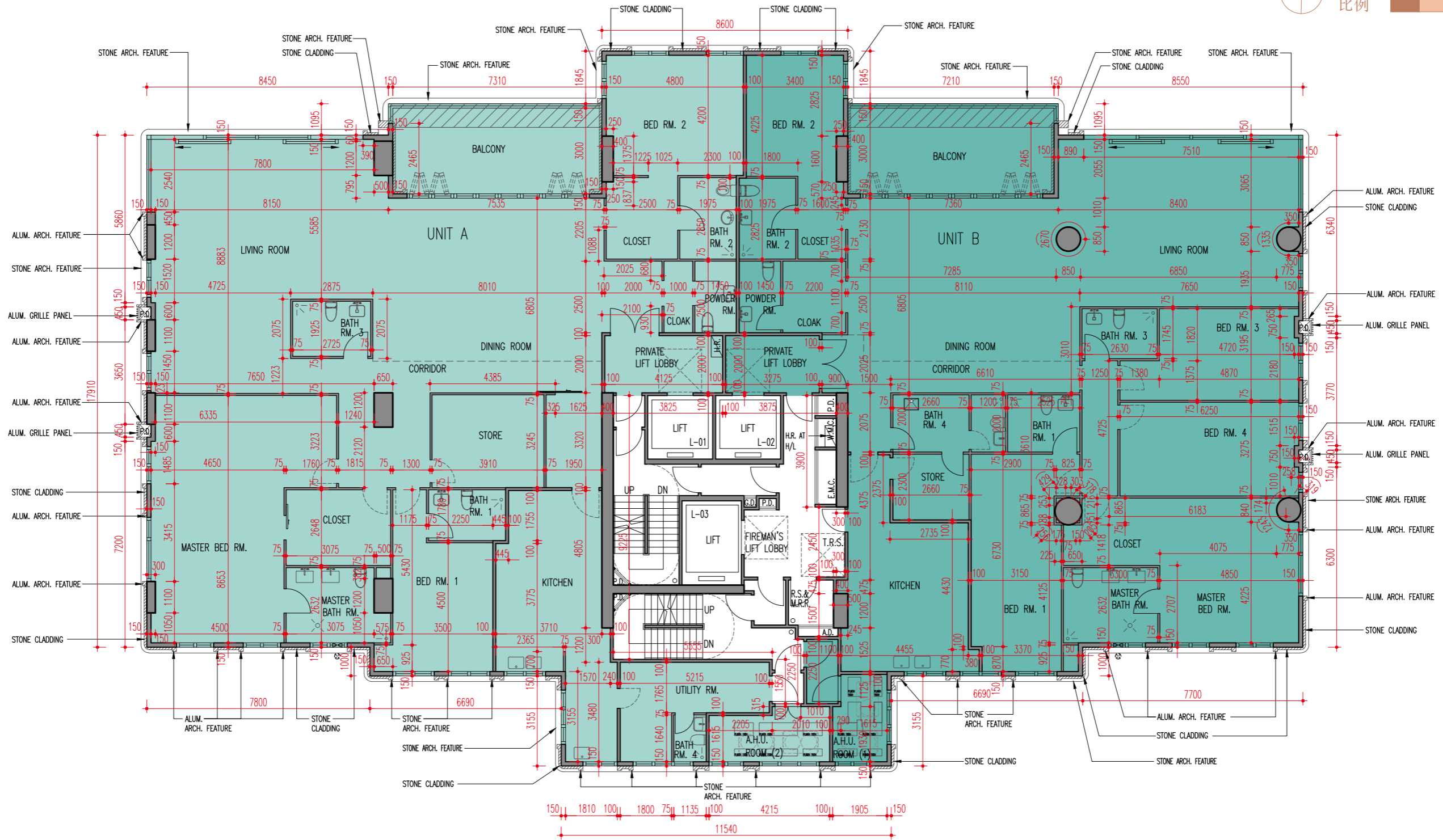
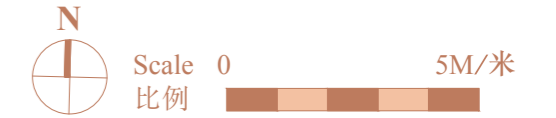
- 樓面平面圖之尺規所列數字為以毫米標示之建築結構尺寸。
- 有關樓面平面圖中顯示之名詞之註釋，請參閱第22及23頁之圖例。



# 11 FLOOR PLANS OF RESIDENTIAL PROPERTIES IN THE DEVELOPMENT

## 發展項目的住宅物業的樓面平面圖

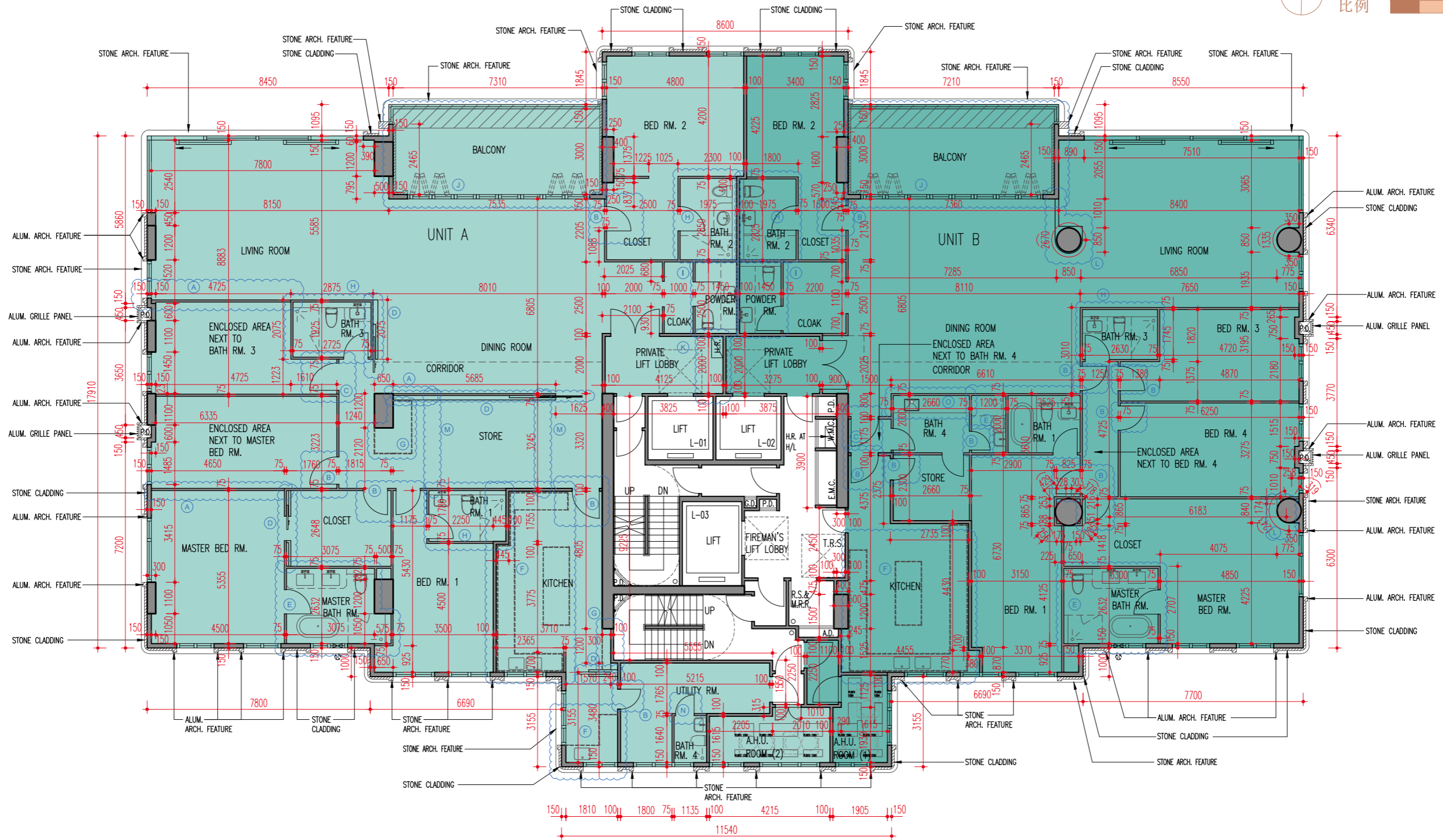
5/F Floor Plan  
5樓樓面平面圖



# 11 FLOOR PLANS OF RESIDENTIAL PROPERTIES IN THE DEVELOPMENT

## 發展項目的住宅物業的樓面平面圖

Latest Layout Plan of 5/F  
5樓現狀間隔平面圖



# 11 FLOOR PLANS OF RESIDENTIAL PROPERTIES IN THE DEVELOPMENT

## 發展項目的住宅物業的樓面平面圖



### Notes:

Those parts of Unit A and Unit B have been altered by way of minor works, designated exempted works, or exempted works under the Buildings Ordinance after completion of the Development, the latest condition of which is shown on the relevant latest layout plan. The alteration works are as follows:

- A. Partition wall has been installed.
- B. Swing door has been installed.
- C. Partition and swing door have been installed.
- D. Partition and sliding door have been installed.
- E. Furring wall has been added. Glass partition and swing door have been installed. Bathtub has been installed. Basin cabinet has been installed and locations of basin units and water closet have been modified.
- F. Kitchen cabinet has been installed. Location of sink unit has been modified.
- G. Kitchen cabinet has been installed.
- H. Furring wall has been added. Glass partition and swing door have been installed. Basin cabinet has been installed and locations of basin unit have been modified.
- I. Furring wall has been added. Basin cabinet has been installed. Location of basin unit and water closet have been modified.
- J. Raised floor has been installed.
- K. Wardrobe has been installed.
- L. Furring wall has been added.
- M. Removal of partition wall.
- N. Door swing direction has been changed.
- O. Basin cabinet has been installed.

### 備註：

A單位及B單位此部份因在發展項目落成後進行小型工程、指定豁免工程或獲《建築物條例》豁免的工程而有所改動，現狀請參閱有關現狀間隔平面圖。該等改動如下：

- A. 安裝間牆。
- B. 安裝掩門。
- C. 安裝間牆及掩門。
- D. 安裝間牆及趟門。
- E. 加建新填充牆。安裝玻璃間隔及掩門。安裝浴缸。安裝洗滌盆櫃及修改洗滌盆及坐廁的位置。
- F. 安裝廚櫃。修改洗滌盆的位置。
- G. 安裝廚櫃。
- H. 加建新填充牆。安裝玻璃間隔及掩門。安裝洗滌盆櫃及修改洗滌盆的位置。
- I. 加建新填充牆。安裝洗滌盆櫃。修改洗滌盆及坐廁的位置。
- J. 安裝高架地板。
- K. 安裝衣櫃。
- L. 加建新填充牆。
- M. 拆除間牆。
- N. 改變掩門方向。
- O. 安裝洗滌盆櫃。



# 11 FLOOR PLANS OF RESIDENTIAL PROPERTIES IN THE DEVELOPMENT

## 發展項目的住宅物業的樓面平面圖



Floor 樓層	Flat 單位	The floor-to-floor height of each residential property (mm) 每個住宅物業的層與層之間的高度 (毫米)	The thickness of the floor slabs (excluding plasters) of each residential property (mm) 每個住宅物業的樓板 (不包括灰泥) 的厚度 (毫米)
7/F 7樓	A	3500	150, 175, 250, 300
	B	3500	150, 175, 250, 300

The internal areas of residential properties on the upper floors will generally be slightly larger than those on the lower floors because of the reducing thickness of the structural walls on the upper floors. (This does not apply to the residential properties in the Development because the design of the Development does not involve reducing thickness of structural walls of residential properties on the upper floors.)

因住宅物業的較高樓層的結構牆的厚度遞減，較高樓層的內部面積，一般比較低樓層的內部面積稍大。(不適用於發展項目內的住宅物業，因為發展項目的設計是不牽涉住宅物業的較高樓層的結構牆的厚度遞減。)

Notes:

- The dimensions in the floor plans are all structural dimensions in millimetre.
- Please refer to pages 22 and 23 for legends of the abbreviations shown on the floor plan.

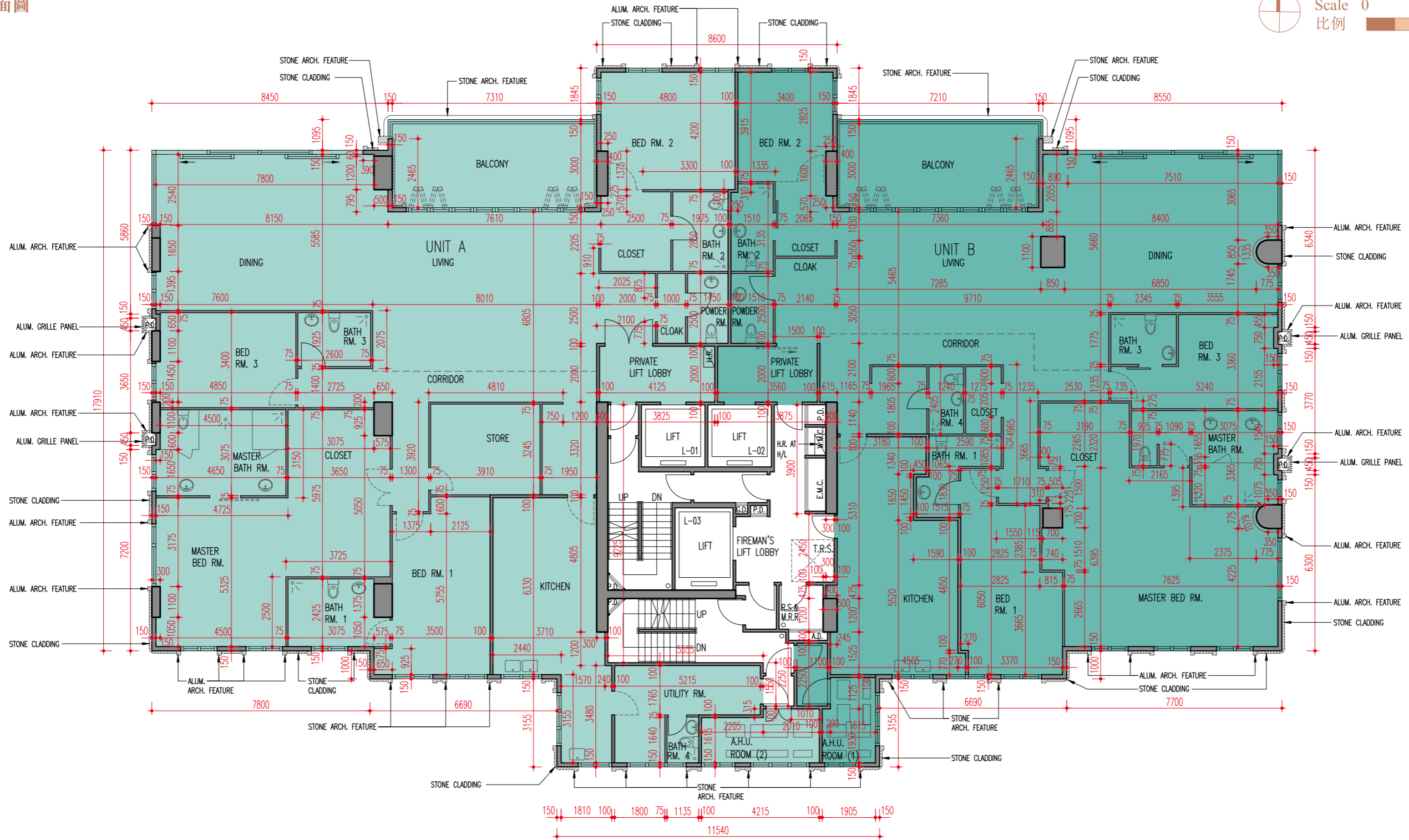
附註：

- 樓面平面圖之尺規所列數字為以毫米標示之建築結構尺寸。
- 有關樓面平面圖中顯示之名詞之註釋，請參閱第22及23頁之圖例。

# 11 FLOOR PLANS OF RESIDENTIAL PROPERTIES IN THE DEVELOPMENT

## 發展項目的住宅物業的樓面平面圖

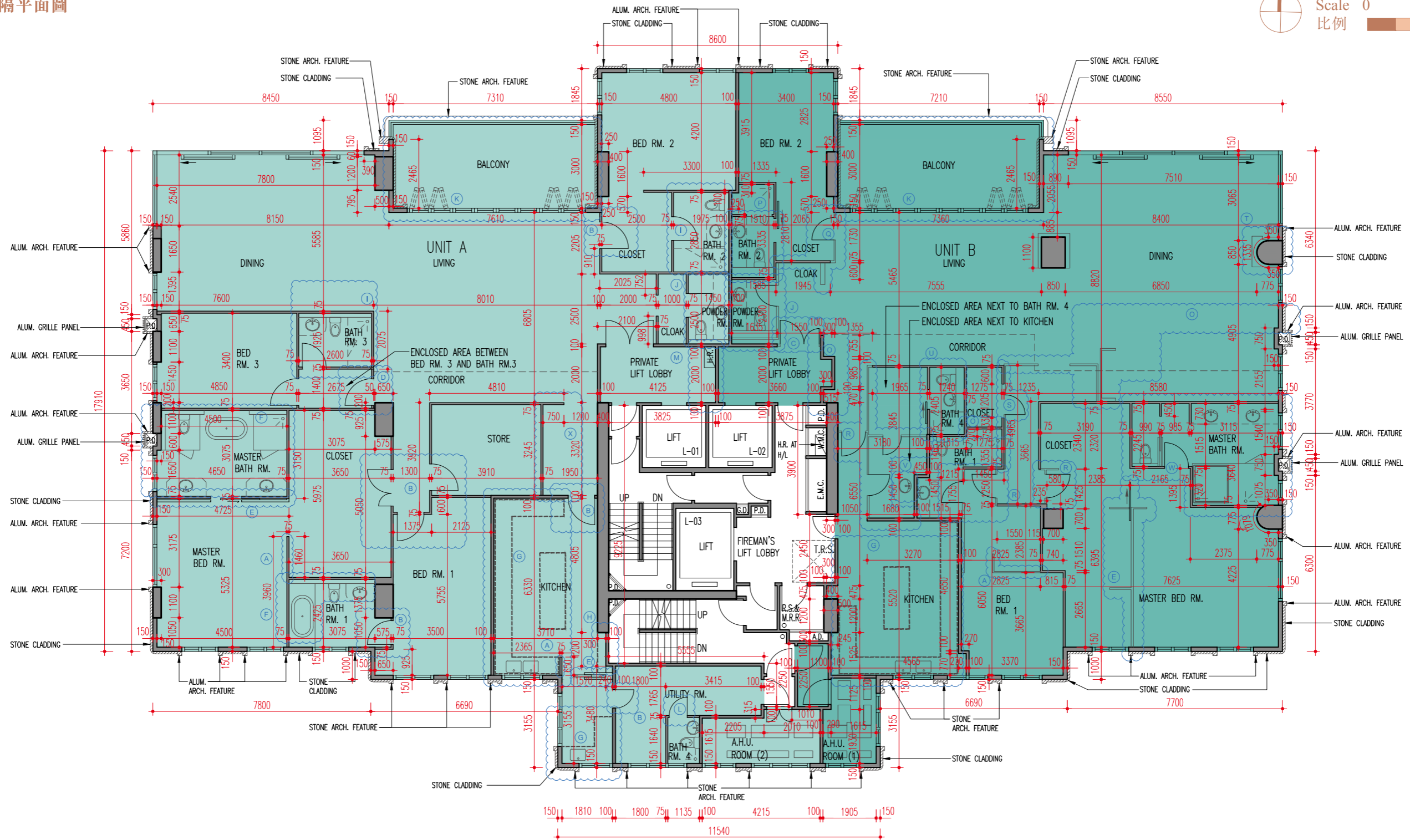
7/F Floor Plan  
7樓樓面平面圖



# 11 FLOOR PLANS OF RESIDENTIAL PROPERTIES IN THE DEVELOPMENT

## 發展項目的住宅物業的樓面平面圖

Latest Layout Plan of 7/F  
7樓現狀間隔平面圖





# 11 FLOOR PLANS OF RESIDENTIAL PROPERTIES IN THE DEVELOPMENT

## 發展項目的住宅物業的樓面平面圖



### Notes:

Those parts of Unit A and Unit B have been altered by way of minor works, designated exempted works, or exempted works under the Buildings Ordinance after completion of the Development, the latest condition of which is shown on the relevant latest layout plan. The alteration works are as follows:

- A. Partition wall has been installed.
- B. Swing door has been installed.
- C. A pair of swing door has been installed.
- D. Partition and swing door have been installed.
- E. Partition and sliding door have been installed.
- F. Furring wall has been added. Bathtub has been installed. Basin cabinet has been installed and locations of basin units have been modified.
- G. Kitchen cabinet has been installed. Location of sink unit has been modified.
- H. Kitchen cabinet has been installed.
- I. Furring wall has been added. Glass partition and swing door have been installed. Basin cabinet has been installed and locations of basin unit have been modified.
- J. Furring wall has been added. Basin cabinet has been installed. Location of basin unit and water closet have been modified.
- K. Raised floor has been installed.
- L. Door swing direction has been changed.
- M. Wardrobe has been installed.
- N. Removal of partition wall.
- O. Removal of partition wall and addition of new partition wall.
- P. Removal of partition wall. Addition of new partition wall. Glass partition and swing door have been installed. Basin cabinet has been installed. Location of basin unit and water closet have been modified.
- Q. Removal of partition wall. Addition of new partition wall. Furring wall and swing door have been installed.
- R. Removal of partition wall. Addition of new partition wall and swing door.
- S. Furring wall and swing door has been installed.
- T. Furring wall has been added.
- U. Swing door has been removed. Sliding door has been installed. Furring wall has been added. Glass partition and swing door have been installed. Location of basin unit and water closet have been modified.
- V. Basin has been installed.
- W. Removal of partition wall. New partition and swing door have been installed. Swing door has been installed. Glass partition and swing door have been installed. Bathtub has been installed. Basin cabinet has been installed.
- X. Wine cellar and cabinet have been installed.

### 備註：

A單位及B單位此部份因在發展項目落成後進行小型工程、指定豁免工程或獲《建築物條例》豁免的工程而有所改動，現狀請參閱有關現狀間隔平面圖。該等改動如下：

- A. 安裝間牆。
- B. 安裝掩門。
- C. 安裝一對掩門。
- D. 安裝間牆及掩門。
- E. 安裝間牆及趟門。
- F. 加建新填充牆。安裝浴缸。安裝洗滌盆櫃及修改洗滌盆的位置。
- G. 安裝廚櫃。修改洗滌盆的位置。
- H. 安裝廚櫃。
- I. 加建新填充牆。安裝玻璃間隔及掩門。安裝洗滌盆櫃及修改洗滌盆的位置。
- J. 加建新填充牆。安裝洗滌盆櫃。修改洗滌盆及坐廁的位置。
- K. 安裝高架地板。
- L. 改變掩門方向。
- M. 安裝衣櫃。
- N. 拆除間牆。
- O. 拆除間牆及安裝新間牆。
- P. 拆除間牆，安裝新間牆。安裝玻璃間隔及掩門。安裝洗滌盆櫃。修改洗滌盆及坐廁的位置。
- Q. 拆除間牆，安裝新間牆。加建新填充牆及掩門。
- R. 拆除間牆。加建新間牆及掩門。
- S. 加建新填充牆及掩門。
- T. 加建新填充牆。
- U. 拆除掩門。安裝趟門。加建新填充牆。安裝玻璃間隔及掩門。修改洗滌盆及坐廁的位置。
- V. 安裝洗滌盆。
- W. 拆除間牆，安裝新間牆及趟門。安裝掩門。安裝玻璃間隔及掩門。安裝浴缸。安裝洗滌盆櫃。
- X. 安裝酒櫃及儲物櫃。

# 11 FLOOR PLANS OF RESIDENTIAL PROPERTIES IN THE DEVELOPMENT

## 發展項目的住宅物業的樓面平面圖



Floor 樓層	Flat 單位	The floor-to-floor height of each residential property (mm) 每個住宅物業的層與層之間的高度 (毫米)	The thickness of the floor slabs (excluding plasters) of each residential property (mm) 每個住宅物業的樓板 (不包括灰泥) 的厚度 (毫米)
8/F 8樓	A	3500	150, 175, 250, 300

The internal areas of residential properties on the upper floors will generally be slightly larger than those on the lower floors because of the reducing thickness of the structural walls on the upper floors. (This does not apply to the residential properties in the Development because the design of the Development does not involve reducing thickness of structural walls of residential properties on the upper floors.)

因住宅物業的較高樓層的結構牆的厚度遞減，較高樓層的內部面積，一般比較低樓層的內部面積稍大。(不適用於發展項目內的住宅物業，因為發展項目的設計是不牽涉住宅物業的較高樓層的結構牆的厚度遞減。)

Notes:

- The dimensions in the floor plans are all structural dimensions in millimetre.
- Please refer to pages 22 and 23 for legends of the abbreviations shown on the floor plan.

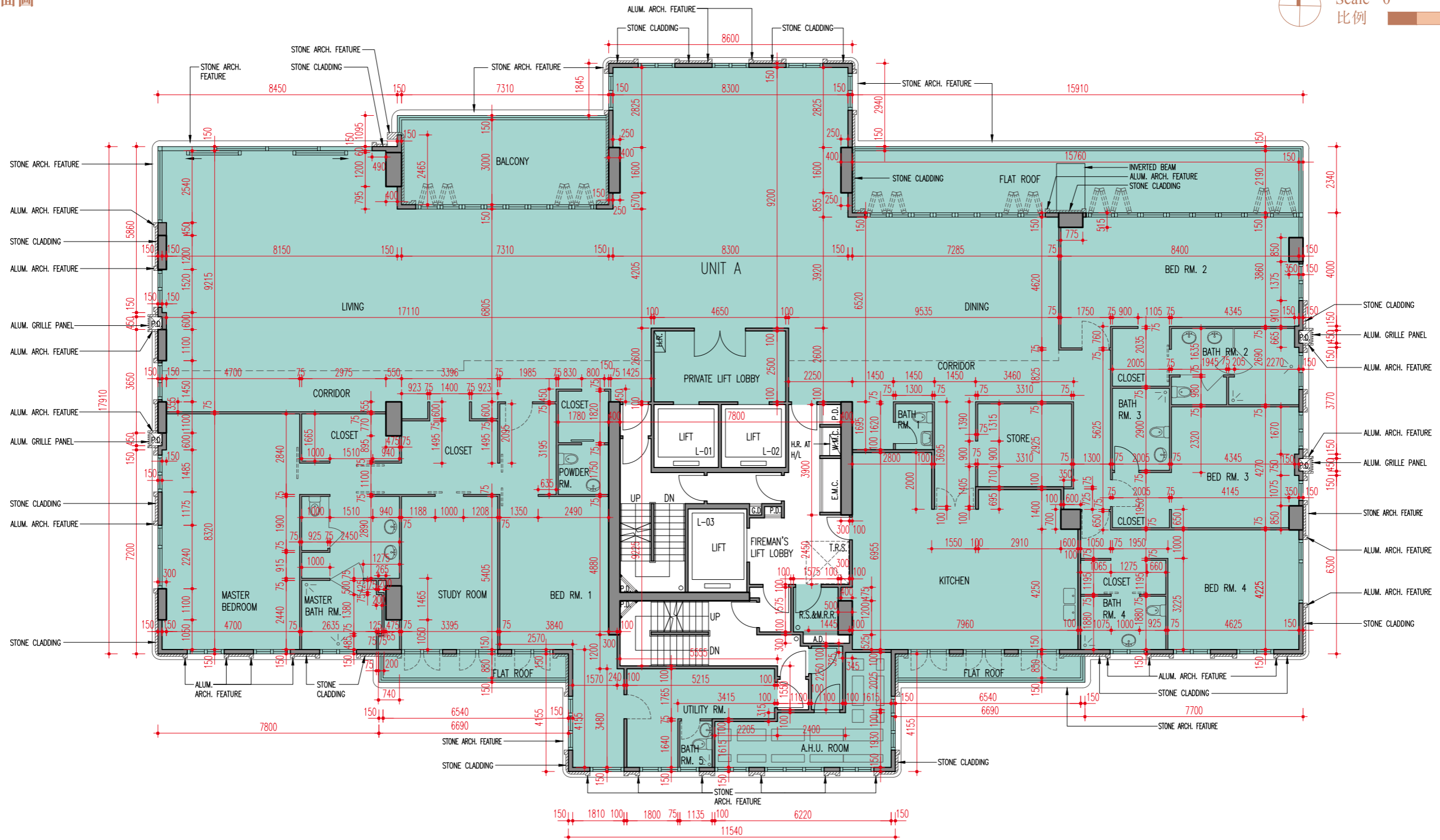
附註：

- 樓面平面圖之尺規所列數字為以毫米標示之建築結構尺寸。
- 有關樓面平面圖中顯示之名詞之註釋，請參閱第22及23頁之圖例。

# 11 FLOOR PLANS OF RESIDENTIAL PROPERTIES IN THE DEVELOPMENT

## 發展項目的住宅物業的樓面平面圖

8/F Floor Plan  
8樓樓面平面圖





# 11 FLOOR PLANS OF RESIDENTIAL PROPERTIES IN THE DEVELOPMENT

## 發展項目的住宅物業的樓面平面圖



Floor 樓層	Flat 單位	The floor-to-floor height of each residential property (mm) 每個住宅物業的層與層之間的高度 (毫米)	The thickness of the floor slabs (excluding plasters) of each residential property (mm) 每個住宅物業的樓板 (不包括灰泥) 的厚度 (毫米)
9/F 9樓	A	3500	150, 175, 250, 300

The internal areas of residential properties on the upper floors will generally be slightly larger than those on the lower floors because of the reducing thickness of the structural walls on the upper floors. (This does not apply to the residential properties in the Development because the design of the Development does not involve reducing thickness of structural walls of residential properties on the upper floors.)

因住宅物業的較高樓層的結構牆的厚度遞減，較高樓層的內部面積，一般比較低樓層的內部面積稍大。(不適用於發展項目內的住宅物業，因為發展項目的設計是不牽涉住宅物業的較高樓層的結構牆的厚度遞減。)

Notes:


- The dimensions in the floor plans are all structural dimensions in millimetre.
- Please refer to pages 22 and 23 for legends of the abbreviations shown on the floor plan.

附註：

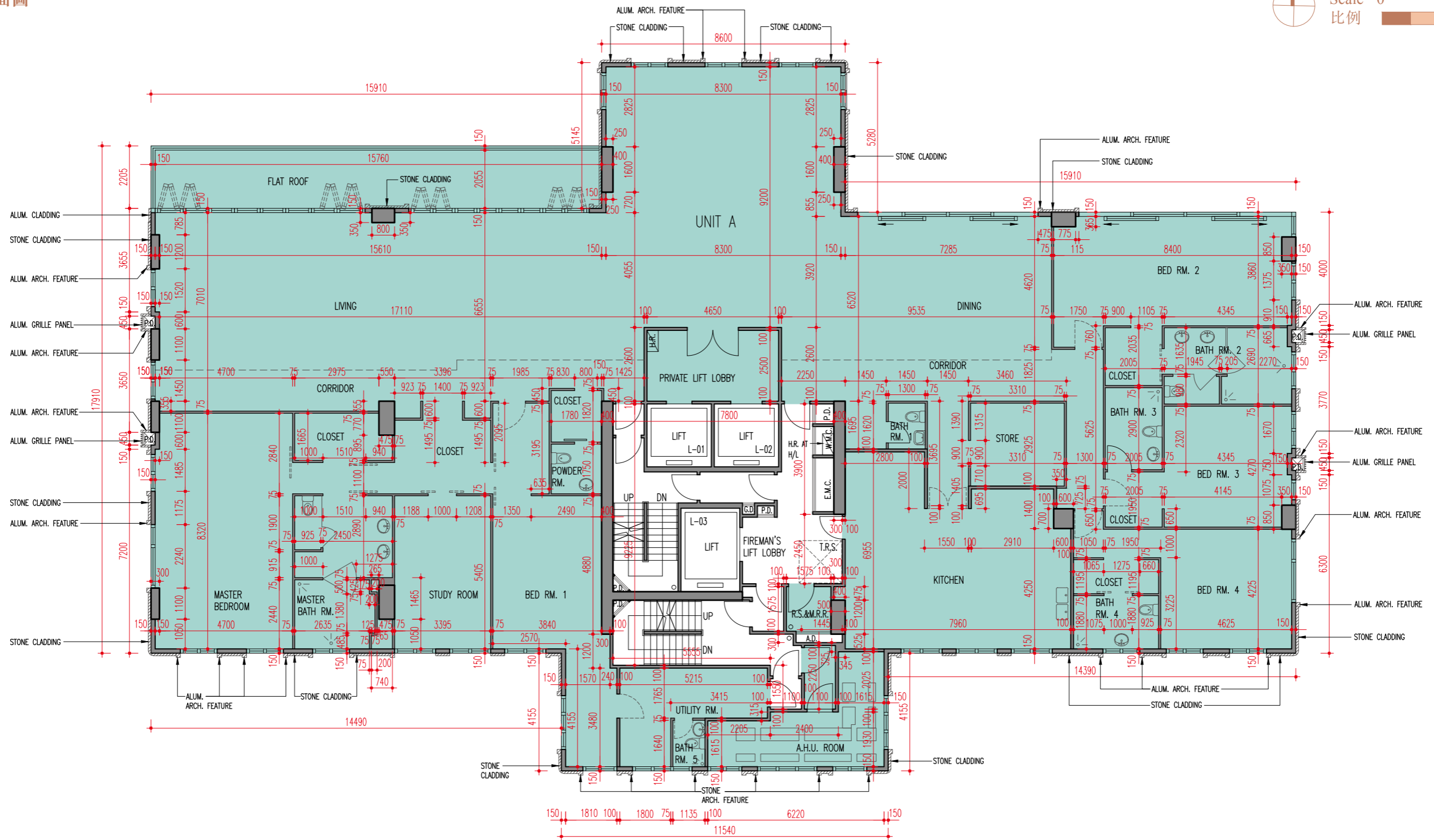
- 樓面平面圖之尺規所列數字為以毫米標示之建築結構尺寸。
- 有關樓面平面圖中顯示之名詞之註釋，請參閱第22及23頁之圖例。

# 11 FLOOR PLANS OF RESIDENTIAL PROPERTIES IN THE DEVELOPMENT

## 發展項目的住宅物業的樓面平面圖



9/F Floor Plan  
9樓樓面平面圖



# 11 FLOOR PLANS OF RESIDENTIAL PROPERTIES IN THE DEVELOPMENT

## 發展項目的住宅物業的樓面平面圖



Floor 樓層	Flat 單位	The floor-to-floor height of each residential property (mm) 每個住宅物業的層與層之間的高度 (毫米)	The thickness of the floor slabs (excluding plasters) of each residential property (mm) 每個住宅物業的樓板 (不包括灰泥) 的厚度 (毫米)
10/F 10樓	A	3900	150, 175, 200, 225, 250, 300, 550

The internal areas of residential properties on the upper floors will generally be slightly larger than those on the lower floors because of the reducing thickness of the structural walls on the upper floors. (This does not apply to the residential properties in the Development because the design of the Development does not involve reducing thickness of structural walls of residential properties on the upper floors.)

因住宅物業的較高樓層的結構牆的厚度遞減，較高樓層的內部面積，一般比較低樓層的內部面積稍大。(不適用於發展項目內的住宅物業，因為發展項目的設計是不牽涉住宅物業的較高樓層的結構牆的厚度遞減。)

Notes:

- The dimensions in the floor plans are all structural dimensions in millimetre.
- Please refer to pages 22 and 23 for legends of the abbreviations shown on the floor plan.


附註：

- 樓面平面圖之尺規所列數字為以毫米標示之建築結構尺寸。
- 有關樓面平面圖中顯示之名詞之註釋，請參閱第22及23頁之圖例。

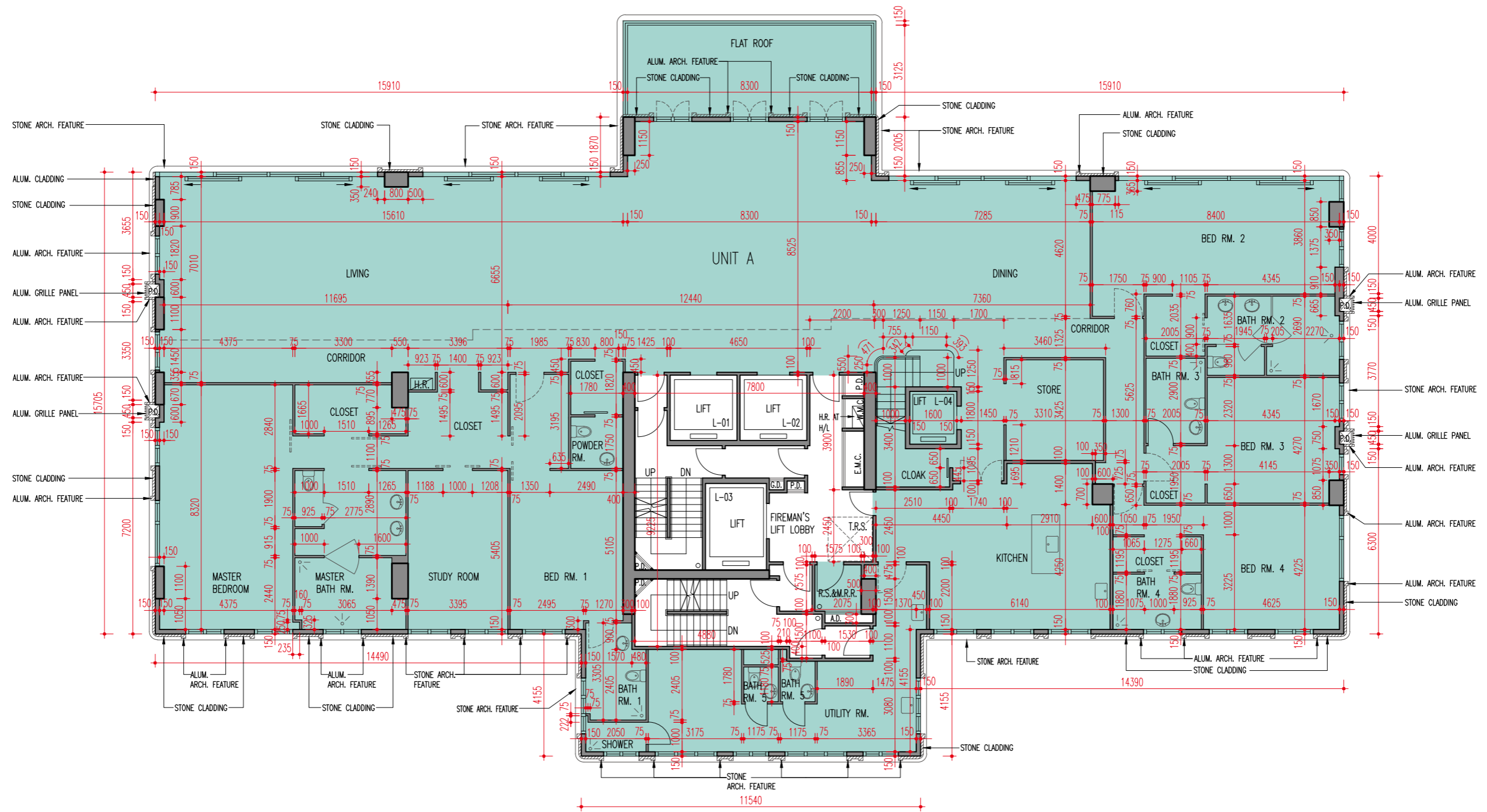


# 11 FLOOR PLANS OF RESIDENTIAL PROPERTIES IN THE DEVELOPMENT

## 發展項目的住宅物業的樓面平面圖




10/F Floor Plan  
10樓樓面平面圖

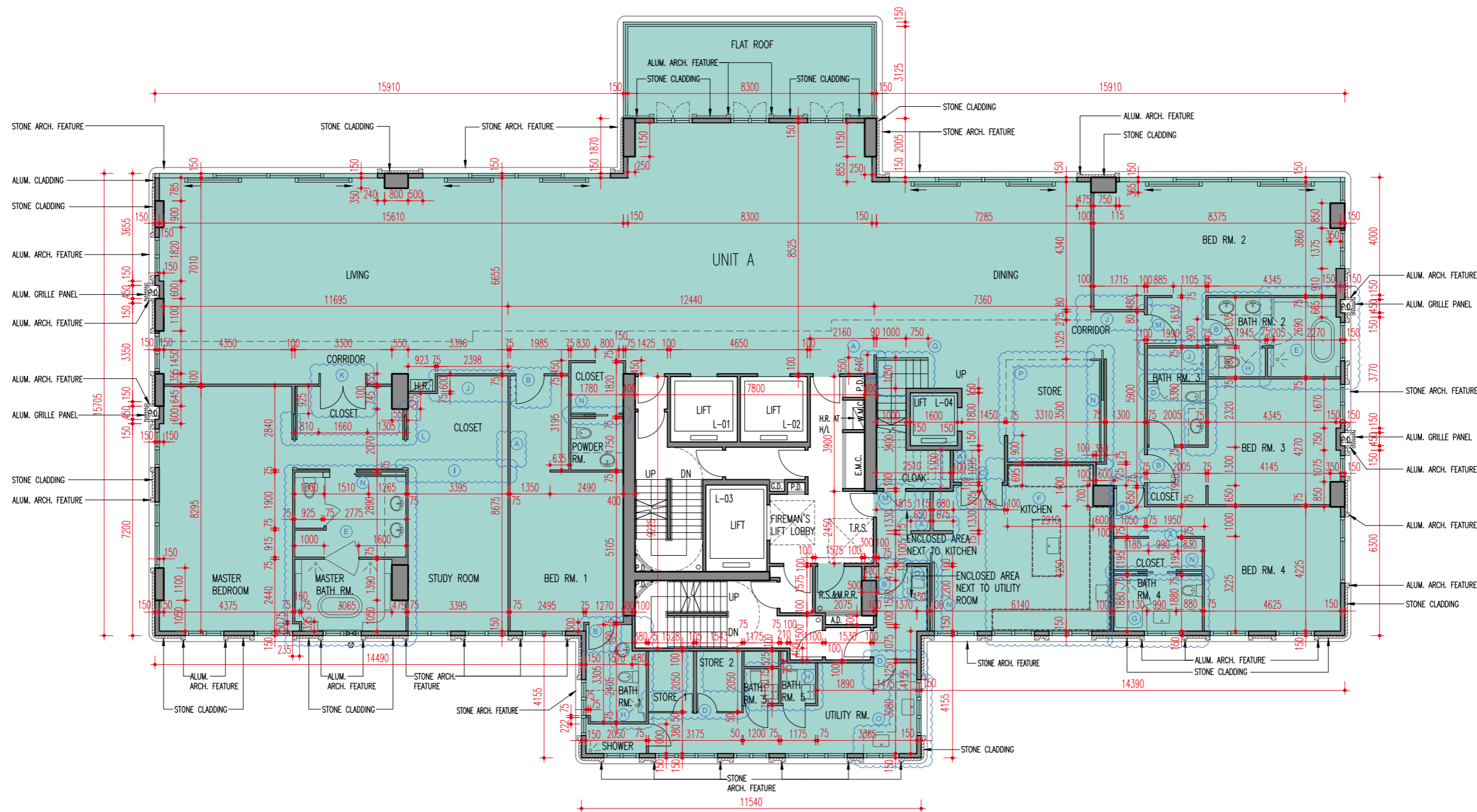
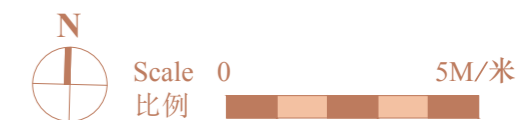


# 11 FLOOR PLANS OF RESIDENTIAL PROPERTIES IN THE DEVELOPMENT

## 發展項目的住宅物業的樓面平面圖



Latest Layout Plan of 10/F  
10樓現狀間隔平面圖



# 11 FLOOR PLANS OF RESIDENTIAL PROPERTIES IN THE DEVELOPMENT

## 發展項目的住宅物業的樓面平面圖



### Notes:

Those parts of Unit A have been altered by way of minor works, designated exempted works, or exempted works under the Buildings Ordinance after completion of the Development, the latest condition of which is shown on the relevant latest layout plan. The alteration works are as follows:

- A. Partition wall have been installed.
- B. Swing door has been installed.
- C. A pair of swing door has been installed.
- D. Partition and swing door has been installed.
- E. Furring wall have been added. Bathtub has been installed. Basin cabinet has been installed and locations of basin units have been modified.
- F. Kitchen cabinet has been installed. Location of sink unit have been modified.
- G. Furring wall have been added. Glass partition and swing door have been installed. Basin cabinet has been installed and locations of basin unit have been modified.
- H. Furring wall have been added. Basin cabinet has been installed. Location of basin unit and water closet have been modified.
- I. Removal of partition wall.
- J. Removal of partition wall and addition of new partition wall.
- K. Removal of partition wall. Furring wall and swing door have been installed.
- L. Removal of partition wall. Furring wall and sliding door have been installed.
- M. Removal of partition wall and installation of swing door.
- N. Furring wall and sliding door have been added.
- O. Basin has been installed.
- P. Bi-folding door has been installed.
- Q. Staircase has been modified.

### 備註：

A單位此部份因在發展項目落成後進行小型工程、指定豁免工程或獲《建築物條例》豁免的工程而有所改動，現狀請參閱有關現狀間隔平面圖。該等改動如下：

- A. 安裝間牆。
- B. 安裝掩門。
- C. 安裝一對掩門。
- D. 安裝間牆及掩門。
- E. 加建新填充牆。安裝浴缸。安裝洗滌盆櫃及修改洗滌盆的位置。
- F. 安裝廚櫃。修改洗滌盆的位置。
- G. 加建新填充牆。安裝玻璃間隔及掩門。安裝洗滌盆櫃及修改洗滌盆的位置。
- H. 加建新填充牆。安裝洗滌盆櫃。修改洗滌盆及坐廁的位置。
- I. 拆除間牆。
- J. 拆除間牆及安裝新間牆。
- K. 拆除間牆。加建新填充牆及掩門。
- L. 拆除間牆。加建新填充牆及趟門。
- M. 拆除間牆及安裝掩門。
- N. 加建新填充牆及趟門。
- O. 安裝洗滌盆。
- P. 安裝趟門。
- Q. 修改樓梯。

### Notes:

- 1. The dimensions in the floor plans are all structural dimensions in millimetre.
- 2. Please refer to pages 22 and 23 for legends of the abbreviations shown on the floor plan.

### 附註：

- 1. 樓面平面圖之尺規所列數字為以毫米標示之建築結構尺寸。
- 2. 有關樓面平面圖中顯示之名詞之註釋，請參閱第22及23頁之圖例。

# 11 FLOOR PLANS OF RESIDENTIAL PROPERTIES IN THE DEVELOPMENT

## 發展項目的住宅物業的樓面平面圖



Floor 樓層	Flat 單位	The floor-to-floor height of each residential property (mm) 每個住宅物業的層與層之間的高度 (毫米)	The thickness of the floor slabs (excluding plasters) of each residential property (mm) 每個住宅物業的樓板 (不包括灰泥) 的厚度 (毫米)
Roof 天台	Unit A, 10/F 10樓A單位	Not applicable 不適用	Not applicable 不適用

The internal areas of residential properties on the upper floors will generally be slightly larger than those on the lower floors because of the reducing thickness of the structural walls on the upper floors. (This does not apply to the residential properties in the Development because the design of the Development does not involve reducing thickness of structural walls of residential properties on the upper floors.)

因住宅物業的較高樓層的結構牆的厚度遞減，較高樓層的內部面積，一般比較低樓層的內部面積稍大。(不適用於發展項目內的住宅物業，因為發展項目的設計是不牽涉住宅物業的較高樓層的結構牆的厚度遞減。)

Notes:

1. The dimensions in the floor plans are all structural dimensions in millimetre.
2. Please refer to pages 22 and 23 for legends of the abbreviations shown on the floor plan.


附註：

1. 樓面平面圖之尺規所列數字為以毫米標示之建築結構尺寸。
2. 有關樓面平面圖中顯示之名詞之註釋，請參閱第22及23頁之圖例。

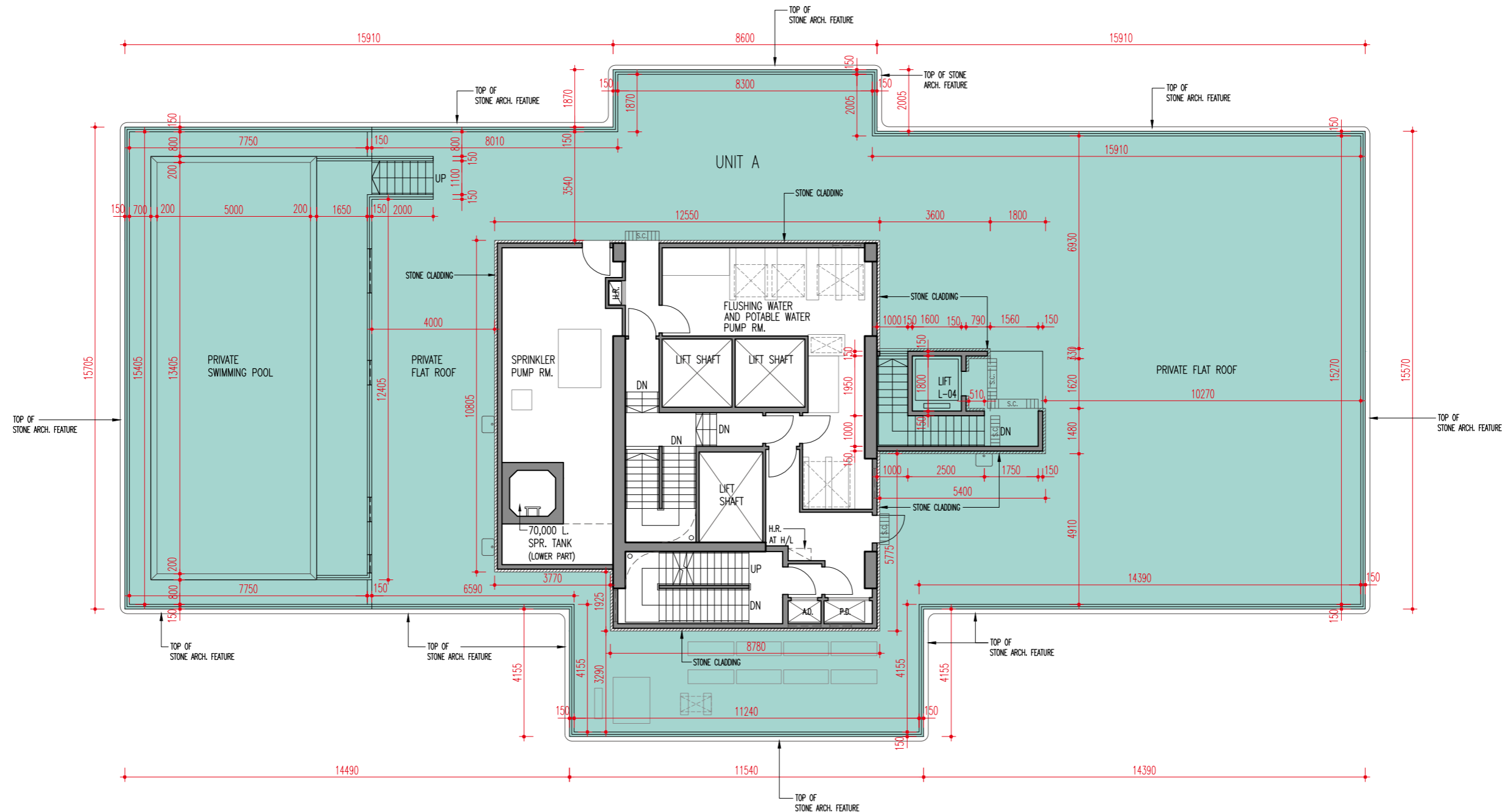


# 11 FLOOR PLANS OF RESIDENTIAL PROPERTIES IN THE DEVELOPMENT

## 發展項目的住宅物業的樓面平面圖



Roof Floor Plan  
天台平面圖



# 12 AREA OF RESIDENTIAL PROPERTIES IN THE DEVELOPMENT

## 發展項目中的住宅物業的面積



Description of Residential Property 物業的描述			Saleable Area (including balcony, utility platform and verandah, if any) sq. metre (sq. ft.) 實用面積 (包括露台、工作平台及陽台 (如有)) 平方米 (平方呎)	Area of other specified items (Not included in the Saleable Area) sq. metre (sq. ft.) 其他指明項目的面積 (不計算入實用面積內) 平方米 (平方呎)										
Block Name 大廈名稱	Floor 樓層	Flat 單位		Air-conditioning Plant Room 空調機房	Bay Window 窗台	Cockloft 閣樓	Flat Roof 平台	Garden 花園	Parking Space 停車位	Roof 天台	Stairhood 梯屋	Terrace 前庭	Yard 庭院	
high peak 寶峰	G/F 地下	A	358.701 (3861)	-	-	-	-	-	-	-	-	-	17.977 (194)	
			Balcony 露台: 23.129 (249)											Utility Platform 工作平台: -- (--)
	1/F 1樓	A	384.898 (4143)	8.335 (90)	-	-	-	-	-	-	-	-	-	-
			Balcony 露台: 23.129 (249)	Utility Platform 工作平台: -- (--)	Verandah 陽台: -- (--)									
	2/F-3/F & 5/F-7/F 2樓至3樓及5樓至7樓	B	350.700 (3775)	9.361 (101)	-	-	-	-	-	-	-	-	-	-
			Balcony 露台: 22.814 (246)	Utility Platform 工作平台: -- (--)	Verandah 陽台: -- (--)									
2/F-3/F & 5/F-7/F 2樓至3樓及5樓至7樓	A	384.898 (4143)	8.335 (90)	-	-	-	-	-	-	-	-	-	-	
		Balcony 露台: 23.129 (249)	Utility Platform 工作平台: -- (--)	Verandah 陽台: -- (--)										
2/F-3/F & 5/F-7/F 2樓至3樓及5樓至7樓	B	350.557 (3773)	9.361 (101)	-	-	-	-	-	-	-	-	-	-	
		Balcony 露台: 22.814 (246)	Utility Platform 工作平台: -- (--)	Verandah 陽台: -- (--)										

The saleable area and the floor area of balconies, utility platforms and verandah (if any) are calculated in accordance with section 8 of the Residential Properties (First-hand Sales) Ordinance; and the areas of other specified items (not included in the saleable area) are calculated in accordance with Part 2 of Schedule 2 of the Residential Properties (First-hand Sales) Ordinance.

Notes:

- The area as specified above in square feet are converted from the area in square metre at a rate of 1 square metre = 10.764 square feet and rounded to the nearest whole square foot, which may be slightly different from the area presented in square metre.
- There are no utility platform and verandah in the residential properties of the Development.
- There is no 4/F in the Development.
- Reference to Air-conditioning Plant Room as specified in this section is equivalent to Air Handling Unit Room as shown on the "Floor Plans of the Residential Properties in the Development" of this Sales Brochure.

實用面積以及露台、工作平台及陽台 (如有) 的樓面面積, 是按照《一手住宅物業銷售條例》第8條計算得出的。其他指明項目的面積 (不計算入實用面積內), 是按照《一手住宅物業銷售條例》附表2第2部計算得出的。

備註:

- 上述以平方呎表述之面積由以平方米表述之面積以1平方米=10.764平方呎換算並四捨五入至整數平方呎之方法計算得出, 與以平方米表述之面積可能有些微差異。
- 發展項目住宅物業並無工作平台及陽台。
- 發展項目不設4樓。
- 本章節所提及的空調機房等同於本售樓說明書的「發展項目的住宅物業的樓面平面圖」內所顯示的風櫃房。

# 12 AREA OF RESIDENTIAL PROPERTIES IN THE DEVELOPMENT

## 發展項目中的住宅物業的面積



Description of Residential Property 物業的描述			Saleable Area (including balcony, utility platform and verandah, if any) sq. metre (sq. ft.) 實用面積 (包括露台、工作平台及陽台 (如有)) 平方米 (平方呎)	Area of other specified items (Not included in the Saleable Area) sq. metre (sq. ft.) 其他指明項目的面積 (不計算入實用面積內) 平方米 (平方呎)									
Block Name 大廈名稱	Floor 樓層	Flat 單位		Air-conditioning Plant Room 空調機房	Bay Window 窗台	Cockloft 閣樓	Flat Roof 平台	Garden 花園	Parking Space 停車位	Roof 天台	Stairhood 梯屋	Terrace 前庭	Yard 庭院
high peak 寶峰	8/F 8樓	A	674.792 (7263) Balcony 露台: 23.129 (249) Utility Platform 工作平台: -- (--) Verandah 陽台: -- (--)	19.561 (211)	-	-	50.609 (545)	-	-	-	-	-	-
	9/F 9樓	A	631.622 (6799) Balcony 露台: -- (--) Utility Platform 工作平台: -- (--) Verandah 陽台: -- (--)	19.561 (211)	-	-	35.082 (378)	-	-	-	-	-	-
	10/F 10樓	A	622.558 (6701) Balcony 露台: -- (--) Utility Platform 工作平台: -- (--) Verandah 陽台: -- (--)	-	-	-	28.165 (303)	-	-	531.687 (5723)	14.080 (152)	-	-

The saleable area and the floor area of balconies, utility platforms and verandah (if any) are calculated in accordance with section 8 of the Residential Properties (First-hand Sales) Ordinance; and the areas of other specified items (not included in the saleable area) are calculated in accordance with Part 2 of Schedule 2 of the Residential Properties (First-hand Sales) Ordinance.

Notes:

- The area as specified above in square feet are converted from the area in square metre at a rate of 1 square metre = 10.764 square feet and rounded to the nearest whole square foot, which may be slightly different from the area presented in square metre.
- There are no utility platform and verandah in the residential properties of the Development.
- There is no 4/F in the Development.
- Reference to Air-conditioning Plant Room as specified in this section is equivalent to Air Handling Unit Room as shown on the "Floor Plans of the Residential Properties in the Development" of this Sales Brochure.
- The aforementioned area of Roof in respect of Unit A of 10/F of High Peak comprises the Private Flat Roof and the Private Swimming Pool as shown on the Roof Floor Plan of the "Floor Plans of the Residential Properties in the Development" of this Sales Brochure.


實用面積以及露台、工作平台及陽台 (如有) 的樓面面積，是按照《一手住宅物業銷售條例》第8條計算得出的。其他指明項目的面積 (不計算入實用面積內)，是按照《一手住宅物業銷售條例》附表2第2部計算得出的。

備註:

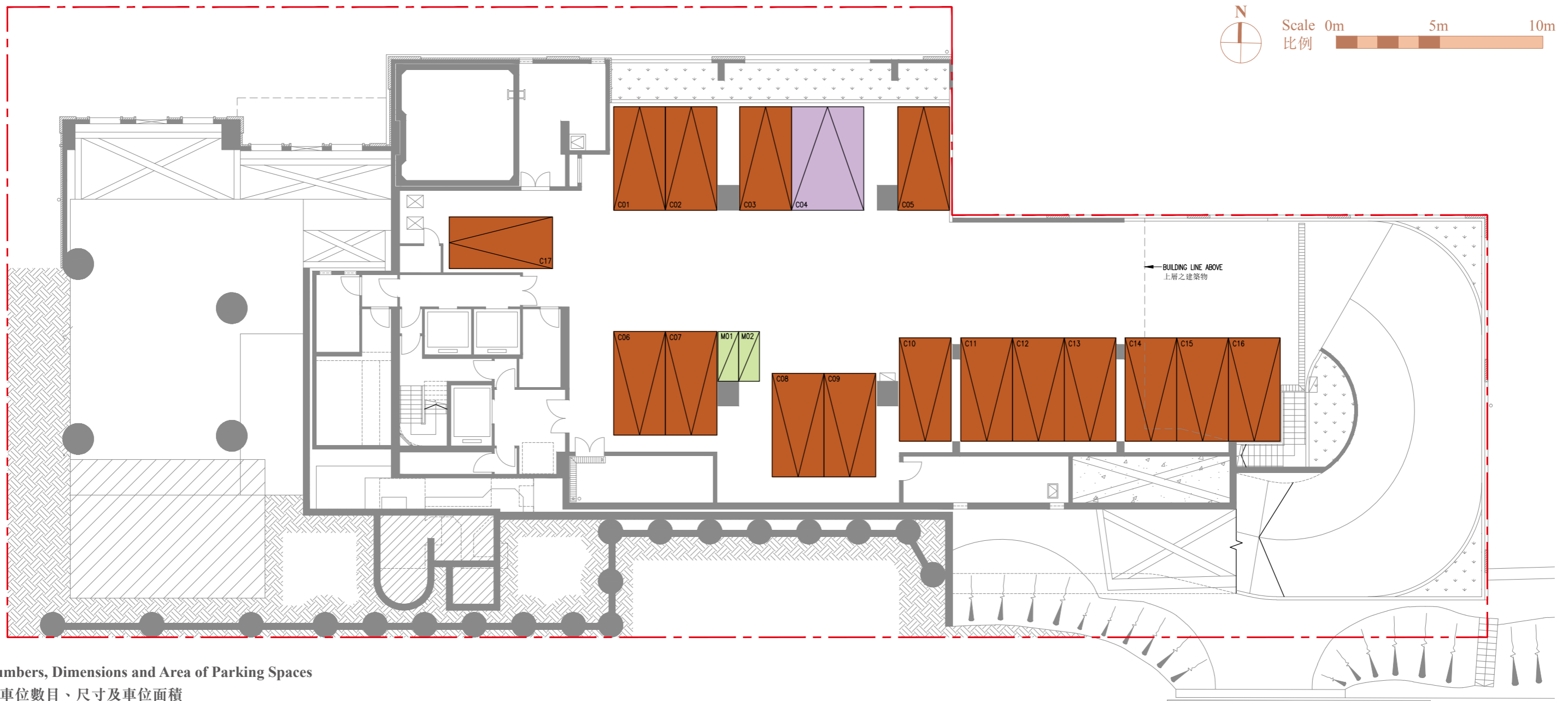
- 上述以平方呎表述之面積由以平方米表述之面積以1平方米=10.764平方呎換算並四捨五入至整數平方呎之方法計算得出，與以平方米表述之面積可能有些微差異。
- 發展項目住宅物業並無工作平台及陽台。
- 發展項目不設4樓。
- 本章節所提及的空調機房等同於本售樓說明書的「發展項目的住宅物業的樓面平面圖」內所顯示的風櫃房。
- 上述寶峰10樓A單位的天台面積包括本售樓說明書「發展項目的住宅物業的樓面平面圖」內的天台平面圖所顯示的私人平台及私人泳池。

# 13 FLOOR PLANS OF PARKING SPACES IN THE DEVELOPMENT

## 發展項目中的停車位的樓面平面圖



B/F Floor Plan  
地庫平面圖




Numbers, Dimensions and Area of Parking Spaces  
停車位數目、尺寸及車位面積

Category of Parking Spaces 停車位類別	Location 位置	Number 數目	Dimensions (L x W) (m) 尺寸 (長x闊) (米)	Area of each Parking Space (sq. m) 每個停車位面積 (平方米)
Car Parking Space 停車位	B/F 地庫	16	5 x 2.5	12.5
Motor Cycle Parking Space 電單車停車位		2	2.4 x 1	2.4
Accessible Carpark (Visitor) 暢通易達停車位 (訪客)		1	5 x 3.5	17.5

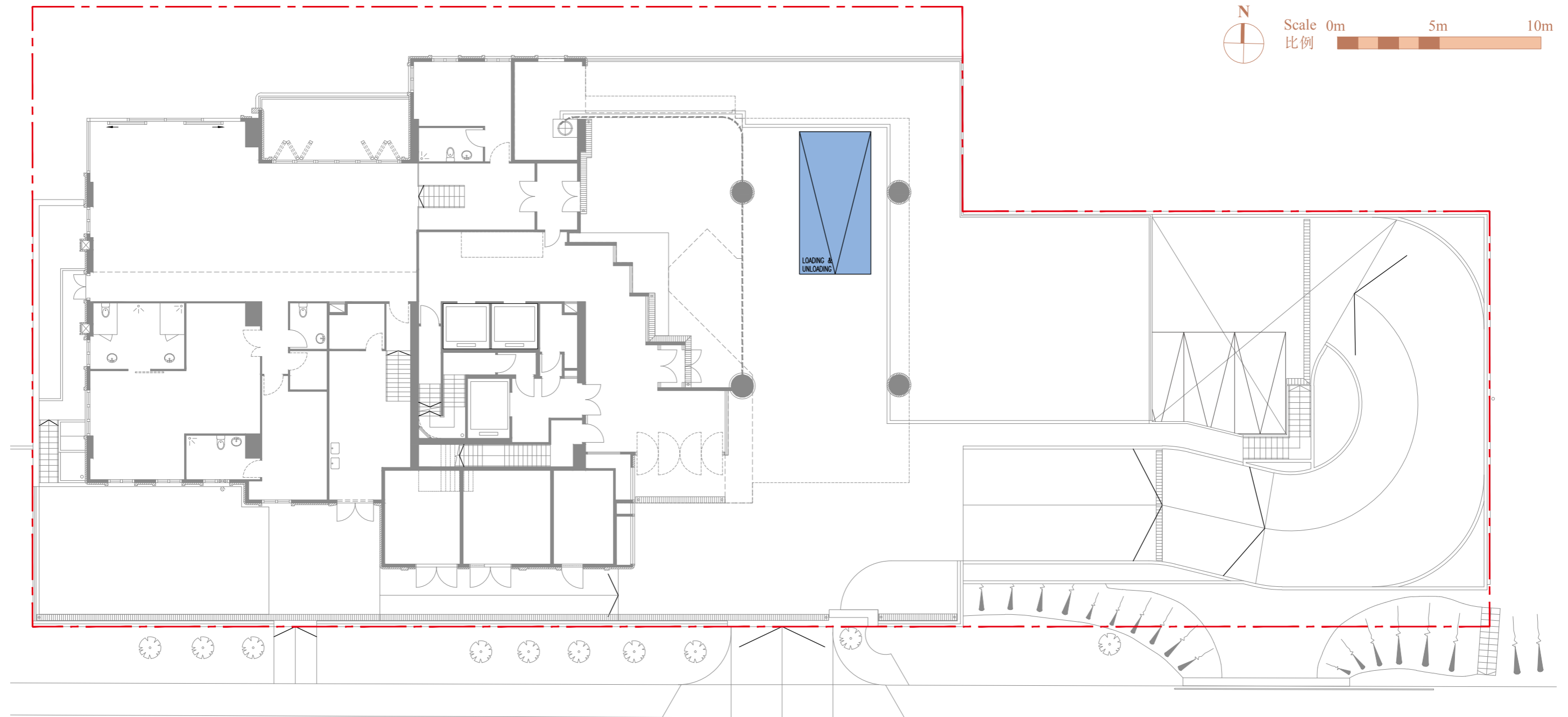


# 13 FLOOR PLANS OF PARKING SPACES IN THE DEVELOPMENT


## 發展項目中的停車位的樓面平面圖



G/F Floor Plan  
地下樓面平面圖



Numbers, Dimensions and Area of Parking Spaces  
停車位數目、尺寸及車位面積

Category of Parking Spaces 停車位類別	Location 位置	Number 數目	Dimensions (L x W) (m) 尺寸 (長x闊) (米)	Area of each Parking Space (sq. m) 每個停車位面積 (平方米)
 Loading and Unloading Space 上落貨停車位	G/F 地下	1	7 x 3.5	24.5

# 14 SUMMARY OF PRELIMINARY AGREEMENT FOR SALE AND PURCHASE

## 臨時買賣合約的摘要



1. A preliminary deposit of 5% of the purchase price is payable on the signing of the preliminary agreement for sale and purchase (the “preliminary agreement”).
  2. The preliminary deposit paid by the purchaser on signing of that preliminary agreement will be held by a firm of solicitors acting for the owner, as stakeholders.
  3. If the purchaser fails to execute the agreement for sale and purchase within 5 working days after the date on which the purchaser enters into that preliminary agreement:-
    - (a) that preliminary agreement is terminated;
    - (b) the preliminary deposit is forfeited; and
    - (c) the owner does not have any further claim against the purchaser for the failure.
1. 在簽署臨時買賣合約（該「臨時合約」）時須支付款額為5%的臨時訂金。
  2. 買方在簽署該臨時合約時支付的臨時訂金，會由代表擁有人行事的律師事務所以保證金保存人的身份持有。
  3. 如買方沒有於訂立該臨時合約的日期之後5個工作日內簽立買賣合約：-
    - (a) 該臨時合約即告終止；
    - (b) 有關的臨時訂金即予沒收；及
    - (c) 擁有人不得就買方沒有簽立買賣合約而針對買方提出進一步申索。

# 15 SUMMARY OF DEED OF MUTUAL COVENANT

## 公契的摘要



The executed Deed of Mutual Covenant and Management Agreement ("DMC") of the Development provides that:-

### 1. The common parts of the Development

**"Common Areas and Facilities"** means, collectively, the Residential Common Areas and Facilities, the Carpark Common Areas and Facilities and all those parts and such of the areas and facilities (if any) of the Development designated as common areas and facilities in accordance with the provisions of the DMC.

**"Residential Common Areas and Facilities"** means such areas and facilities of and in the Land and the Development intended for common use and benefit of the Residential Accommodation and/or the Development as a whole (but excluding Carpark Common Areas and Facilities), including but not limited to:-

- (a) (i) the external walls (in case of an external wall which abuts onto any part of a Residential Unit, only the exterior surface of such external wall), foundations, columns, beams, slabs, bracings and other structural supports and elements, architectural features and claddings on the external walls (excluding those which form part of any Residential Unit), Slope Structures within the Land, staircases (which do not form part of any Residential Unit), passages, lift lobby on the basement floor, lobby on the ground floor, fireman's lift lobbies, lift pits and lift shafts (excluding that of any lift inside a Residential Unit), transfer beams, fire service pump room, sprinkler pump room, telecommunications and broadcasting equipment room, high voltage switch room, low voltage switch room, extra low voltage room, flushing water pump room, potable water pump room, flushing water and potable water pump room, temporary refuge spaces, refuse storage and material recovery rooms (which do not form part of any Residential Unit), refuse storage and material recovery chamber, air-conditioning plant room, planters, lawn, vertical greening, covered landscape area, caretaker's counter, transformer room, emergency generator room, lift machine room, maintenance area for sprinkler tank and pump and top roof; and
- (ii) accessible carpark (visitor) on the Basement Floor and the loading and unloading space on the Ground Floor,

which are (in so far as the same are capable of being shown on plans) for the purpose of identification shown coloured Green and Green with Dashed Black Lines on the plans marked Plan at Lev. +182.000, Basement Floor Plan, Ground Floor Plan, 1st Floor Plan, 2nd-6th Floor Plan, 7th Floor Plan, 8th Floor Plan, 9th Floor Plan, 10th Floor Plan, Roof Plan, Upper Roof & Top Roof Plan, East & South Elevations and West & North Elevations annexed to the DMC and certified as to their accuracy by the Authorized Person;

- (b) those portions of Greenery Areas which are for the purpose of identification shown coloured Green Stippled Black and Green Hatched Black on the plan marked Ground Floor Plan annexed to the DMC and certified as to its accuracy by the Authorized Person;
- (c) grille panels, metal fences and railings, lifts (which do not form part of any Residential Unit), fire service water tank, fire service inlet, sprinkler inlet and sprinkler control valve cabinet, sprinkler tank, water meter cabinets, sewers, drains, pipes, wires, ducts (including gas ducts, pipe ducts, air ducts and cable ducts), cables, electric meter cabinets, hose reels, facilities and equipment for fire safety or security purposes, flushing mains, fresh water mains, electricity installation and facilities, anchors, brackets, switches, metres, lights and sockets; and

- (d) such other areas and facilities of and in the Land and the Development designated as Residential Common Areas and Facilities in accordance with the DMC,

PROVIDED THAT where appropriate, if any parts of the Land and the Development (other than the Residential Accommodation) (i) are covered by paragraph (a) of the definition of "common parts" set out in section 2 of the BMO; and/or (ii) fall within the categories as specified in Schedule 1 to the BMO and included under paragraph (b) of the definition of "common parts" set out in section 2 of the BMO, which are intended for the common use and benefit of the Residential Accommodation and/or the Development as a whole, then such parts shall be deemed to have been included as, and shall form part of, the Residential Common Areas and Facilities, but excluding the Carpark Common Areas and Facilities.

**"Carpark Common Areas and Facilities"** means the whole of the Carpark (except the Parking Spaces, accessible carpark (visitor) and loading and unloading space), including but not limited to:-

- (a) (i) driveways, ramps, staircases, passages, electric vehicle charging metre room, road markings, hanger walls structural walls and columns and planters; and
- (ii) drains, manhole, surface channels, covered channels, sewers, gutters, petrol interceptors, cables, sprinkler system, ducts (including air-conditioning vent ducts, electrical ducts, vent ducts, electric vehicle ducts and fire services ducts (if any)), pipes, hose reels, wires, signage, traffic lights, railings, flushing and fresh water intakes (if any) and mains, facilities and equipment for fire safety or security purpose, sump pumps, switches, meters and lights,

which are (in so far as the same are capable of being shown on plans) for the purpose of identification shown coloured Brown on the plans marked Basement Floor Plan and Ground Floor Plan annexed to the DMC and certified as to their accuracy by the Authorized Person;

- (b) those portions of Greenery Areas which are for the purpose of identification shown coloured Brown Stippled Black on the plans marked Basement Floor Plan and Ground Floor Plan annexed to the DMC and certified as to their accuracy by the Authorized Person;
- (c) such areas and facilities of and in the Land and the Development intended for common use and benefit of the Carpark as a whole; and
- (d) such other areas and facilities of and in the Land and the Development designated as Carpark Common Areas and Facilities in accordance with the DMC,

PROVIDED THAT where appropriate, if any parts of the Land and the Development (other than the Parking Spaces, accessible carpark (visitor) and loading and unloading space) (i) are covered by paragraph (a) of the definition of "common parts" set out in section 2 of the BMO; and/or (ii) fall within the categories as specified in Schedule 1 to the BMO and included under paragraph (b) of the definition of "common parts" set out in section 2 of the BMO which are intended for the common use and benefit of the Carpark as a whole, then such parts shall be deemed to have been included as, and shall form part of, the Carpark Common Areas and Facilities, but excluding the Residential Common Areas and Facilities.

# 15 SUMMARY OF DEED OF MUTUAL COVENANT

## 公契的摘要



### 2. Number of undivided shares assigned to each residential property in the Development

Residential Unit	Undivided Shares
Unit A on the Ground Floor (together with balcony and open spaces appertaining thereto)	362
Unit A on the First Floor (together with balcony and private lift lobby appertaining thereto, and air handling unit room 2 on the same floor)	386
Unit B on the First Floor (together with balcony and private lift lobby appertaining thereto, and air handling unit room 1 on the same floor)	352
Unit A on the Second Floor (together with balcony and private lift lobby appertaining thereto, and air handling unit room 2 on the same floor)	386
Unit B on the Second Floor (together with balcony and private lift lobby appertaining thereto, and air handling unit room 1 on the same floor)	352
Unit A on the Third Floor (together with balcony and private lift lobby appertaining thereto, and air handling unit room 2 on the same floor)	386
Unit B on the Third Floor (together with balcony and private lift lobby appertaining thereto, and air handling unit room 1 on the same floor)	352
Unit A on the Fifth Floor (together with balcony and private lift lobby appertaining thereto, and air handling unit room 2 on the same floor)	386
Unit B on the Fifth Floor (together with balcony and private lift lobby appertaining thereto, and air handling unit room 1 on the same floor)	352
Unit A on the Sixth Floor (together with balcony and private lift lobby appertaining thereto, and air handling unit room 2 on the same floor)	386
Unit B on the Sixth Floor (together with balcony and private lift lobby appertaining thereto, and air handling unit room 1 on the same floor)	352
Unit A on the Seventh Floor (together with balcony and private lift lobby appertaining thereto, and air handling unit room 2 on the same floor)	386
Unit B on the Seventh Floor (together with balcony and private lift lobby appertaining thereto, and air handling unit room 1 on the same floor)	352
Unit A on the Eighth Floor (together with balcony, flat roof and private lift lobby appertaining thereto, and the refuse storage and material refuse room and air handling unit room on the same floor)	682
Unit A on the Ninth Floor (together with flat roof and private lift lobby appertaining thereto, and the refuse storage and material refuse room and air handling unit room on the same floor)	637
Unit A on the Tenth Floor (together with flat roof appertaining thereto and the refuse storage and material refuse room on the same floor and the private flat roof and private swimming pool on the Roof Floor and the internal lift and stairhood)	693
Sub-Total:	6802

### 3. The term of years for which the manager of the Development is appointed

Savills Property Management Limited shall be appointed as the manager for the Development for an initial term of two (2) years commencing from the date of the DMC and shall thereafter continue until termination of the manager's appointment in accordance with the provisions of the DMC.

### 4. The basis on which the management expenses are shared among the owners of the residential properties in the Development

Each Owner of a Residential Unit shall contribute his due proportion of the budgeted Residential Management Expenses which proportion shall be equal to the Undivided Shares of his Residential Unit divided by the total Undivided Shares of all Residential Units.

### 5. The basis on which the management fee deposit is fixed

A sum as security equivalent to three (3) months' contribution towards the Management Expenses payable in respect of his part of the Development based on the first annual budget which said sum shall be non-refundable but transferable.

### 6. The area (if any) in the Development retained by the owner for the owner's own use

Not Applicable


Note:

1. Unless otherwise defined in this sales brochure, capitalized terms used in the above shall have the same meaning of such terms in the DMC.
2. For full details, please refer to the executed DMC. Full script of the DMC is available for inspection upon request and copy of the executed DMC can be obtained upon paying necessary photocopying charges.



# 15 SUMMARY OF DEED OF MUTUAL COVENANT

## 公契的摘要



已簽立的發展項目公契及管理協議（「公契」）有下述條文：-

### 1. 發展項目的公用部分

「**公用地方及設施**」統指住宅公用地方及設施和停車場公用地方及設施及按公契規定指定作公用地方及設施於發展項目的所有該等地方及設施（如有）。

「**住宅公用地方及設施**」指該土地及發展項目內擬供整個住宅區及/或發展項目共同使用與享用的任何地方及設施（但不包括停車場公用地方及設施），包括但不限於：

- (a) (i) 外牆（如果是連接住宅單位任何部份的外牆，僅限該外牆的外表層）、地基、柱、樑、樓板、撐桿及其他結構性支承物和元素、位於外牆的建築裝飾和覆蓋層板（不包括構成任何住宅單位之部分）、該土地內的斜坡構築物、樓梯（不包括構成任何住宅單位之部分）、通道、位於地庫的升降機大堂、位於地下的大堂、消防升降機大堂、升降機井和升降機槽（任何位於住宅單位內的升降機的有關部份除外）、轉換樑、消防泵房、消防花灑水泵房、電訊及廣播設備室、高壓配電房、低壓配電房、超低電壓房、沖廁水泵房、食水缸泵房、沖廁水及食水缸泵房、臨時庇護處、垃圾及物料回收室（不包括構成任何住宅單位之部分）、垃圾及物料回收房、空調機房、花槽、草地、垂直綠化、有蓋園景區、保安人員櫃台、電力變壓器房、緊急發電機房、升降機機房、為花灑水缸及水泵而設的維修空間及高層天台；及
- (ii) 位於地庫的暢通易達停車位（訪客）及位於地下的上落貨停車位，

於公契所夾附經認可人士核正並標示為 Plan at Lev. +182.000, Basement Floor Plan, Ground Floor Plan, 1st Floor Plan, 2nd-6th Floor Plan, 7th Floor Plan, 8th Floor Plan, 9th Floor Plan, 10th Floor Plan, Roof Plan, Upper Roof & Top Roof Plan, East & South Elevations 及 West & North Elevations 的圖則（如可在圖則上顯示）以綠色及綠色綴黑虛線顯示，以供識別；

- (b) 於公契所夾附經認可人士核正並標示為 Ground Floor Plan 的圖則以綠色綴黑網點及綠色綴黑斜線顯示的綠化區域的部分，以供識別；
- (c) 格板、金屬圍欄及欄杆、升降機（不包括構成任何住宅單位之部分）、消防水缸、消防入水掣、花灑入水掣及消防花灑閘門箱、花灑水缸、水錶櫃、污水管、排水渠、喉管、電線、管道（包括煤氣管道槽、管道槽、風喉及電纜槽）、電纜、電錶櫃、消防喉轆、基於消防或保安理由而設的設施及設備、總沖廁水管、總食水管、電力裝置及設施、錨定、托架、開關裝置、儀錶、照明及插座；及
- (d) 按公契規定指定作為住宅公用地方及設施於該土地及發展項目的其他地方及設施，

惟如適用，若該土地及發展項目（住宅區除外）的任何部分(i)受《建築物管理條例》第2條「公用部分」的定義第(a)段所涵蓋；及/或(ii)屬於《建築物管理條例》附表1指定的類別並被納入《建築物管理條例》第2條「公用部分」的定義第(b)段，並擬供整個住宅區及/或發展項目共同使用與享用，則該等部分應視為被納入並構成住宅公用地方及設施，但不包括停車場公用地方及設施。

「**停車場公用地方及設施**」指整個停車場（停車位、暢通易達停車位（訪客）及上落貨停車位除外），包括但不限於：

- (a) (i) 車道、斜道、樓梯、通道、電動汽車充電錶房、道路標記、吊牆、結構牆及柱及花槽；及
- (ii) 排水渠、沙井、排水明渠、暗渠、污水管、溝渠、路面隔油池、電纜、消防花灑系統、管道（包括空調通風槽、電力槽、通風槽、電動車槽及消防槽（如有））、喉管、消防喉轆、電線、招牌、交通燈、扶手、沖廁水及食水入水掣（如有）及總喉、基於消防或保安理由而設的設施及設備、集水坑泵、開關裝置、儀錶及照明，

於公契所夾附經認可人士核正並標示為 Basement Floor Plan 及 Ground Floor Plan 的圖則（如可在圖則上顯示）以棕色顯示，以供識別；

- (b) 於公契所夾附經認可人士核正並標示為 Basement Floor Plan 及 Ground Floor Plan 的圖則以棕色綴黑網點顯示的綠化區域的部分，以供識別；
- (c) 該土地及發展項目內擬供整個停車場共同使用與享用的任何地方及設施；及
- (d) 按公契規定指定作為停車場公用地方及設施於該土地及發展項目的其他地方及設施，

惟如適用，若該土地及發展項目（停車位、暢通易達停車位（訪客）及上落貨停車位除外）的任何部分(i)受《建築物管理條例》第2條「公用部分」的定義第(a)段所涵蓋；及/或(ii)屬於《建築物管理條例》附表1指定的類別並被納入《建築物管理條例》第2條「公用部分」的定義第(b)段，並擬供整個停車場共同使用與享用，則該等部分應視為被納入並構成停車場公用地方及設施，但不包括住宅公用地方及設施。

# 15 SUMMARY OF DEED OF MUTUAL COVENANT 公契的摘要



## 2. 分配予發展項目中每個住宅物業的不分割份數的數目

住宅單位	不分割份數
地下單位A (連同其露台及開放空間)	362
1樓單位A (連同其露台及私人升降機大堂、及位於同層的二號風櫃房)	386
1樓單位B (連同其露台及私人升降機大堂、及位於同層的一號風櫃房)	352
2樓單位A (連同其露台及私人升降機大堂、及位於同層的二號風櫃房)	386
2樓單位B (連同其露台及私人升降機大堂、及位於同層的一號風櫃房)	352
3樓單位A (連同其露台及私人升降機大堂、及位於同層的二號風櫃房)	386
3樓單位B (連同其露台及私人升降機大堂、及位於同層的一號風櫃房)	352
5樓單位A (連同其露台及私人升降機大堂、及位於同層的二號風櫃房)	386
5樓單位B (連同其露台及私人升降機大堂、及位於同層的一號風櫃房)	352
6樓單位A (連同其露台及私人升降機大堂、及位於同層的二號風櫃房)	386
6樓單位B (連同其露台及私人升降機大堂、及位於同層的一號風櫃房)	352
7樓單位A (連同其露台及私人升降機大堂、及位於同層的二號風櫃房)	386
7樓單位B (連同其露台及私人升降機大堂、及位於同層的一號風櫃房)	352
8樓單位A (連同其露台、平台及私人升降機大堂、及位於同層的垃圾及物料回收室以及風櫃房)	682
9樓單位A (連同其平台及私人升降機大堂、及位於同層的垃圾及物料回收室以及風櫃房)	637
10樓單位A (連同其天台及位於同層的垃圾及物料回收室、位於天台的私人天台及私人泳池、以及內部升降機及梯屋)	693
小計：	6802

## 3. 有關發展項目管理人的委任年期

第一太平戴維斯物業管理有限公司獲委任為發展項目的管理人，其首屆任期為由公契之日起計不超過兩(2)年，其後繼續委任直至按公契規定終止。

## 4. 在發展項目中的住宅物業的業主之間分擔管理開支的基準

每個住宅單位業主必須支付預算住宅管理開支中的適當部分，該部分相等於他擁有的住宅單位的不分割份數除以所有住宅單位的總不分割份數。

## 5. 計算管理費按金的基準

相等於一筆按其擁有發展項目的部分於首個年度預算下應付的的3個月管理開支的款項作為擔保。該款項不能退還，但可轉讓。

## 6. 業主在發展項目中保留作為業主自用的地方 (如有)

不適用

注：

1. 除非本售樓說明書另有定義外，本摘要所採用之詞彙與公契所界定者具備相同涵義。
2. 詳情請參考已簽立的公契。公契的完稿可按要求查閱，已簽立公契的副本可於支付所需的影印費用後索取。



### **1. The Lot Number of the Land on which the Development situated**

The Development is situated at Inland Lot No.6435 (“the Lot”) and the extension area to the Lot granted by an Extension Letter dated 30th April 1965 (“the Extension Area”) (collectively, “the Land”).

### **2. The term of years under the Grant**

The Land was held under a Government Lease dated 21st February 1964 in respect of the Lot (“the Government Lease”) and an Extension Letter dated 30th April 1965 in respect of the Extension Area (“the Extension Letter”), both of which have been varied by a Deed of Variation of Government Lease dated 19th December 1979 and registered in the Land Registry by Memorial No.UB1806154 (“the First Deed of Variation”) and further varied by a Deed of Variation of Government Lease dated 11th December 1981 and registered in the Land Registry by Memorial No.UB2185668 (collectively, “the Land Grant”), for a term of 75 years from 7th January 1949 with a right of renewal for a further term of 75 years.

### **3. The user restrictions applicable to the Land**

- (a) The Lessee shall not use or allow or suffer to be used the Land or any part thereof or the building erected thereon or any part thereof for any purpose other than private residential purposes.
- (b) The Lessee shall not use or allow or suffer to be used that portion of the Lot coloured pink hatched blue on the plan annexed to the First Deed of Variation (“Pink Hatched Blue Area”) and the Extension Area for any purpose other than for garden purposes.
- (c) The Extension Area may be also used for the parking of motor vehicles. A single storey covered car ports structure may be erected or constructed on the Extension Area, which shall not be used for any purpose other than for the parking of motor vehicles belonging to the residents of the building erected on the Land.
- (d) Retaining walls and such small buildings as may be approved in writing by the then Director of Public Works (now the Director of Lands) (“the Director”) may also be erected on the Extension Area.
- (e) The Lessee shall not erect or allow or suffer to be erected on the Land or any part thereof any structure other than one building which shall not contain more than ten storeys (“the Building”) and shall subject to the terms and covenants contained in the Land Grant in all respects comply with the Buildings Ordinance, any regulations made thereunder and any amending legislation.
- (f) The Lessee shall obtain the prior written approval of the Director to the design of the exterior elevations disposition and height of the Building.
- (g) The Lessee may erect or construct part of the Building on the Pink Hatched Blue Area and that such part of the Building shall not be used for any purpose other than private residential purposes.
- (h) The Lessee may erect or construct an open air swimming pool on the Pink Hatched Blue Area or on the Extension Area subject to the size design and disposition of the said swimming pool being approved in writing by the Director and that the said swimming pool shall not be used for any purpose other than a private swimming pool for the use of the residents of the Building.

- (i) The Lessee may provide residential quarters for watchmen or caretakers in the Building subject to:-
  - (i) the total gross floor area thereof not exceeding 25 square metres;
  - (ii) the design thereof being approved in writing by the Director;
  - (iii) toilet, washing and kitchen facilities being provided therein in addition to living accommodation; and
  - (iv) such quarters not being used for any purpose other than the residential accommodation of watchmen or caretakers employed as such on the Land.
- (j) The Lessee may provide office accommodation for watchmen or caretakers within the Land subject to:-
  - (i) the design and location thereof being approved in writing by the Director;
  - (ii) such accommodation being in the opinion of the Director essential to the safety, security and good management of the Building;
  - (iii) the gross floor area thereof not exceeding 5 square metres; and
  - (iv) such accommodation not being used for any purpose other than as office accommodation of watchmen or caretakers employed on the Land.
- (k) The Lessee shall not use the Land or any part thereof for the trade or business of a brazier, slaughterman, soap-maker, sugar-baker, fellmonger, melter of tallow, oilman, butcher, distiller, victualler or tavern-keeper, blacksmith, nightman, scavenger, or any other noisy noisome or offensive trade or business whatever, without the previous licence of the Government of the Hong Kong Special Administrative Region (the “Government”).

### **4. The facilities that are required to be constructed and provided for the Government, or for public use**

Not Applicable.

### **5. The grantee’s obligations to lay, form or landscape any areas, or to construct or maintain any structures or facilities, within or outside the Land**

- (a) The Lessee shall provide within the Land to the satisfaction of the Director space for the parking of motor vehicles (the “Parking Spaces”) at the rate of not less than one space for each flat in the Building or at the rate of not less than one space for each 110 square metres or part thereof of gross floor area of the Building, whichever rate provides the least number of the Parking Spaces.
- (b) The Lessee shall not use or allow or suffer to be used the Parking Spaces for any purpose other than the parking of private motor vehicles belonging to the residents of the Building.
- (c) The Lessee shall register or cause to be registered in the Land Registry a layout plan indicating the Parking Spaces and approved by the Director or a copy of such plan certified by an authorized person as defined in the Buildings Ordinance and shall not enter into any transaction affecting the Land or the Building or any part thereof prior to such registration. The Lessee shall maintain the Parking Spaces in accordance with the said approval plan and shall not alter the layout thereof except with prior written consent of the Director.
- (d) The Lessee shall at all times maintain, amend, rebuild or repair that part of the existing retaining wall located in the south-eastern part of the Extension Area to the satisfaction of the Director.





### 6. The Grant conditions that are onerous to a purchaser

- (a) The Lessee shall from time to time, and at all times after the grant of the Government Lease, when, where and as often as need or occasion shall require at his own proper costs and charges well and sufficiently repair, uphold, support, maintain, pave, purge, scour, cleanse, empty, amend and keep the messuage or tenement messuages or tenements and all other erections and buildings now or at any time after the grant of the Government Lease standing upon the Land and all the walls, banks, cuttings, hedges, ditches, rails, lights, pavements, privies, sinks, drains and watercourses thereunto belonging and which shall in any-wise belong or appertain unto the same in, by and with all and all manner of needful and necessary reparations, cleansings and amendments whatsoever, the whole to be done to the satisfaction of the Director.
- (b) The Lessee shall, as often as need shall require, bear, pay and allow a reasonable share and proportion for and towards the costs and charges of making, building, repairing, and amending, all or any roads, lanes, pavements, channels, fences and party walls, draughts, private or public sewers and drains, requisite for or in, or belonging to the Land together with the easements and appurtenances and subject to the exceptions and reservations mentioned in the Government Lease or any part thereof in common with other premises near or adjoining thereto, and that such proportion shall be fixed and ascertained by the Director and shall be recoverable in the nature of rent in arrears.
- (c) It shall and may be lawful to and for the Government by the Director or other persons deputed to act for the same twice or oftener in every year during the term of the Government Lease at all reasonable times in the day to enter into and upon the Land to view, search and see the condition of the same and of all decays, defects and wants of reparation and amendment which upon every such view shall be found to give or leave notice in writing at or upon the Land or some part thereof unto or for the Lessee to repair and amend the same within three calendar months then next following within which time the Lessee shall repair and amend the same accordingly.
- (d) In the event of any cutting away, removal or setting back of adjoining, adjacent or nearby hillside or banks or any building up or filling in is or has been required for the purpose of or in connection with formation, levelling and development of the Land or any part thereof, the Lessee shall construct or bear the cost of the construction of such retaining walls or other support as shall be or may at any time become necessary to protect and support such hillside and banks and the Land itself and to obviate and prevent any falling away, landslip or subsidence occurring thereafter. The Lessee shall at all times maintain the said retaining walls or other support in good and substantial repair and condition.

In the event of any landslip, subsidence or falling away occurring at any time whether in or from adjoining hillside or banks or in or from the Land itself as a result of any default by the Lessee under this covenant, the Lessee shall at his own expense reinstate and make good the same and shall indemnify the Government from and against all costs, charges, damages, demands and claims whatsoever which shall or may be made suffered or incurred through or by reason thereof. If required by the Director by notice in writing, the Lessee shall carry out such construction and/or maintenance or reinstate and make good any falling away, landslip or subsidence. If the Lessee shall neglect or fail to comply with such notice within the period specified therein, the Director may forthwith execute and carry out the same and the Lessee shall on demand repay to the Government the cost thereof.

- (e) In the event of spoil or debris from the site or from other areas affected by the development of the Land being eroded and washed down on to public lanes or roads or into road-culverts, sewers, storm-water drains or nullahs or other Government properties, the Lessee shall be held responsible and shall pay to the Government on demand such sum as may be demanded by it to cover the cost of removal of spoil or debris from or of making good any damage caused thereby to public lanes or roads or road-culverts, sewers, storm-water drains or nullahs or other Government properties. The Lessee shall also indemnify the Government and its officers from and against all actions, claims and demands arising out of any damage or nuisance to private property caused by such erosion and washing down.

- (f) The Lessee shall, at his own expenses, construct and maintain to the satisfaction of the Director such drains or channels as may be necessary to intercept and carry off storm or rain water falling or flowing on to the Land and shall be solely liable for and shall indemnify the Government and its officers from and against all actions, claims and demands whatever arising out of any damage or nuisance caused or alleged to be caused by such storm or rain water. The Lessee shall maintain and repair such drains or channels within the boundaries of the Land or on Government land.
- (g) In the event of any damage or obstruction being caused to any nullah, sewer, storm-water drain, watermain or other Government property within or adjoining the Land by the Lessee, his servants or agents, the Lessee shall pay on demand the cost of making good or removing such damage or obstruction, the necessary works of which is agreed to be carried out by the Government at the cost of the Lessee.
- (h) The Lessee shall pay to the Government on demand:-
- (i) any sum which the Director shall certify to be the cost of making good any damage done to Po Shan Road and/or adjoining public roads by the Lessee, his contractors or subcontractors or his or their workmen or vehicles or by any spoil from the Land;
  - (ii) the cost of connecting any drains or sewers from the Land to the Government storm-water drains or sewers where provided (such works to be carried out by the Director who shall however incur no liability to the Lessee in respect thereof);
  - (iii) the cost of removing, diverting and reinstating elsewhere any Government public services on the Lot which the Director may consider it necessary to remove or divert;
  - (iv) the cost of removing, diverting and reinstating elsewhere any footpaths, drains, sewers, nullahs, water courses, pipes, cables, wires, utility services or any other works or installations on the Extension Area or on areas adjacent thereto which the Director may consider it necessary to remove, divert or reinstate;
  - (v) the cost of any necessary removal of graves on the Land (such removal to be carried out by the Government).
- (i) The Lessee shall not remove any trees growing on the Land but in the event of his requiring removal of any trees which may interfere with the building or leveling operations, the Lessee shall notify the Government who shall effect the removal thereof.
- (j) The Lessee shall not use any water from the mains belonging to the Government for flushing purposes upon any part of the Land without written consent of the Director.
- (k) The Lessee shall not cut away, remove or set back any land adjoining to the Extension Area except with the prior written consent of the Director.
- (l) The Lessee shall not interfere with any existing drain, waterway or nullah within or adjoining the Extension Area or have any right to the water therein.
- (m) The Lessee shall uphold maintain and repair the roads or paths on those portions of the piece or parcel of ground marked "Crown Reserve" on the plan annexed to the Government Lease ("the Crown Reserve") between the Land and Po Shan Road coloured green on the said plan and everything forming part of or appertaining to such roads or paths to the satisfaction of the Director and shall be responsible for the whole as if the Lessee were absolute owner thereof and shall not make any claim or demand of any kind whatsoever against the Government in respect of any alteration to Po Shan Road to which the right of way granted in the Government Lease gives access absorbing any portion of such roads or



# 16 SUMMARY OF LAND GRANT

## 批地文件的摘要



paths or affecting the gradient thereof or making necessary any alteration thereto and shall carry out, at his own expense, any such alteration to the said roads or paths necessitated by any such alteration to Po Shan Road Provided That:-

- (i) the Crown Reserve may be used for such purpose or purposes as the Government may think fit and may for such purpose or purposes be cut away or filled in or the level thereof be altered and that the Lessee shall not be entitled to any compensation in respect of any damage resulting from any such user, cutting away, filling in or alteration of level; and
  - (ii) the Lessee and persons authorized by him shall not have an exclusive right to pass and repass on, along, over, by and through the roads or paths on the said portions of Crown Reserve coloured green on the said plan between the Land and Po Shan Road and that the Government shall have the right at any time to grant to the lessees of other lots in the vicinity a like right and shall have the right at any time to take over the whole or any portion of the said roads or paths for the purpose of a public road without payment of any compensation to the Lessee or other lessees to whom rights of way over the whole or any portion of the said roads or paths shall have been granted.
- (n) The Lessee shall not assign, mortgage, charge, underlet or otherwise alienate all or any part of the Land without at the same time registering such alienation in the Land Registry and paying the prescribed fees therefor.
- (o) The Government shall have full power to resume, enter into and re-take possession of all or any part of the Lot if required for the improvement of Hong Kong or for any other public purpose whatsoever by giving three (3) calendar months' notice to the Lessee and paying a full and fair compensation for the Lot and the buildings thereon to the Lessee at a valuation to be made fairly and impartially by the Director.
- (p) The Government shall have full power to resume, re-enter upon and re-take possession of all or any part of the Extension Area if required for the improvement of Hong Kong or for any other public purpose whatsoever (as to which the decision of the Chief Executive shall be conclusive) by giving six calendar months' notice to the Lessee and paying the following compensation only:-
- (i) in respect of the land resumed, either:-
    - (A) a sum equivalent to 1/59th of the total of:-
      - 1. the premium for such land; and
      - 2. such amount as in the opinion of the Director has been reasonably expended by the Lessee on site formation of the said land, multiplied by the number of complete years in the portion of the terms of the Land unexpired at the date of resumption; or
    - (B) such sum as the Director shall on a fair and impartial valuation, having regard to the unexpired portion of the terms of the said land, certify to be the market value of such land as at the date of resumption,whichever is the less; and
  - (ii) in respect of any building or any part thereof lawfully erected on the land resumed, such sum as the Director shall on a fair and impartial valuation, having regard to the unexpired portion of the terms of the Land, certify to be the market value, as at the date of resumption, of the said building or any part thereof; provided that where any building grant or grants has or have been made by the Government towards the cost of any such building on or site formation of the Extension Area, the said grant or grants or a due proportion thereof may at the discretion of the Chief Executive be deducted from any aforesaid sum payable to the Lessee.

(q) In the event of the breach or non-performance of any of the terms and conditions of the Extension Letter or of any of the covenants in the Government Lease, the Government shall be entitled to re-enter upon the Land as it shall deem fit.

Notes:

1. The "Lessee" as mentioned in this section means the "lessee" under the Land Grant and where the context so admits or requires includes his executors, administrators and assigns and in case of a corporation its successors and assigns.
2. Please refer to the Land Grant for details. A copy of the Land Grant is available for free inspection upon request at the sales office during opening hours and copies of the Land Grant can be obtained upon paying necessary photocopying charges.

# 16 SUMMARY OF LAND GRANT

## 批地文件的摘要

### 1. 發展項目所在的土地的地段編號

發展項目興建於內地段第6435號（「該地段」）以及按日期為1965年4月30日的增批土地通知書授予的增批區域（「該增批區域」）（統稱「該土地」）。

### 2. 有關租契規定的年期

根據就該地段日期為1964年2月21日的政府租契（「政府租契」），以及授予該增批區域的日期為1965年4月30日的增批土地通知書（「增批土地通知書」）（其均經日期為1979年12月19日並在土地註冊處以註冊摘要編號UB1806154註冊的契據修訂書（「首份修訂書」），以及再經日期為1981年12月11日並在土地註冊處以註冊摘要編號UB2185668註冊的契據修訂書作出修改）（政府租契、增批土地通知書及該等契據修訂書統稱「批地文件」）的條款，該土地的租期從1949年1月7日起計75年，其後有權續期75年。

### 3. 適用於該土地的用途限制

- (a) 承租人不得使用或准許或容許他人使用該土地或其任何部分或任何建於其上的建築物或其任何部分作除私人住宅以外的其他用途。
- (b) 承租人不得使用或准許或容許他人使用在首份修訂書的附圖上以粉紅色並加藍色斜線標示的部分（「粉紅色並加藍色斜線區域」）及該增批區域作除園林以外的其他用途。
- (c) 該增批區域亦可作停泊車輛之用。該增批區域上可興建或建造一單層有蓋車位構築物，其不得用作除供建於該土地的建築物的住戶停泊其車輛以外的其他用途。
- (d) 該增批區域亦可建構獲時任工務司（現為地政總署署長）（「署長」）書面批准的護土牆及相關小型建築物。
- (e) 除一幢不超過十層高的大廈（「該大廈」）以外，承租人不得於該土地或其任何部分興建或允許或容許他人興建任何其他構築物，並在受制於批地文件所載的條款及契約的情況下，承租人需全面遵守建築物條例、任何據其訂立的規例和其任何修訂法例。
- (f) 承租人須得到署長就該大廈的外圍立面、布局及高度的事先書面批准。
- (g) 承租人可於粉紅色並加藍色斜線區域興建或建造該大廈的一部分，惟有關部分不得用作私人住宅以外的任何其他用途。
- (h) 承租人可於粉紅色並加藍色斜線區域或該增批區域興建或建造一個露天游泳池，惟有關露天游泳池的大小、設計和布局須經署長書面批准，其亦不得用作除該大廈住戶的私人游泳池以外的用途。
- (i) 承租人可於該大廈內提供宿舍予保安人員或管理員，惟其：
  - (i) 總樓面面積不得超過25平方米；
  - (ii) 設計須得到署長的書面批准；
  - (iii) 除居住設施外，必須提供洗手間、洗滌及廚房設施；及
  - (iv) 不得用作除受僱於該土地的保安人員或管理員的住所以外的用途。

- (j) 承租人可於該土地內提供辦公室予保安人員或管理員，但：
  - (i) 其設計及位置須得到署長的書面批准；
  - (ii) 署長認為其對於該大廈的安全、保安和良好管理是有必要的；
  - (iii) 其總樓面面積不得超過5平方米；及
  - (iv) 其不得用作除受僱於該土地的保安人員或管理員的辦公室以外的用途。

- (k) 於事前沒有得到香港特別行政區政府（「政府」）特許下，承租人不得使用該土地或其任何部分經營或從事銅工、屠宰、肥皂製造、製糖、獸皮、溶脂、油料、售肉、釀酒、食物供應或旅館、打鐵、淘糞、垃圾清理或任何其他產生噪音、發出惡臭或令人厭惡的行業或業務。

### 4. 按規定須興建並提供予政府或供公眾使用的設施

不適用。

### 5. 有關承授人在該土地內外鋪設、塑造或作環境美化的任何範圍，或興建或維持任何構築物或設施的責任

- (a) 承租人須於該土地內提供令署長滿意的空間供車輛停泊（「該等車位」），比例為就該大廈每一單位提供不少於一個車位，或就該大廈總樓面面積每110平方米或其部分提供不少於一個車位，以提供最少車位數量者為準。
- (b) 承租人不得使用或允許或容許他人使用該等車位用作供該大廈住戶停泊其私人車輛以外的用途。
- (c) 承租人須在土地註冊處註冊一張經署長認可的顯示該等車位的平面圖或經認可人士（按建築物條例界定）核實的該平面圖的副本或安排有關註冊，並在註冊之前不能就該土地或該大廈或其中任何部分進行任何交易。承租人須按經批准的平面圖保養該等車位，除非得到署長的事先書面同意，承租人不得更改有關平面圖。
- (d) 承租人須在一切時候保養、修正、重建或修復現存於該增批區域東南面的護土牆之部分，以令署長滿意。

### 6. 對買方造成負擔的批地條件

- (a) 承租人必須不時及在批租後任何時候，每當有需要，無論何時何地，不論次數，自行承擔適當費用，妥善及充分地修葺、維護、支撐、保養、鋪設、清洗、沖刷、清潔、清空、修正及保持現時或批租後任何時候位於該土地上的樓宇、單位及所有其他豎設物及建築物，以及所有屬於並且以任何形式附屬於或關連該處的牆壁、堤岸、路塹、籬笆、溝渠、路軌、電燈、行人道、廁所、洗滌槽、排水渠及水道，並且全面執行需要及必須的修葺、清洗及修正工程，以上均需執行至署長滿意。
- (b) 承租人須按不時所需承擔、支付及提備合理部分和比例的費用及開支，以支付建造、建築、修葺及改動該土地所需或屬於該土地以及相關地役權及從屬權或於其內的，但受制政府租契中提及的原權益保留條款及新權益保留條款與鄰近或毗連的處所共用，所有或任何道路、車道、行人路、渠道、圍欄及共用牆、抽風管、私家或公共污水渠及排水渠的費用和支出，而有關的付款比例由署長釐定及確定並以未付之地租形式徵收。
- (c) 政府經由署長或獲其指派代表行事的其他人有合法權利在政府租契的年期內，每年兩次或更多次在日間所有合理時間進入該土地以視察、搜查及查看其狀況，而每當視察時發現有任何腐爛、損壞及需要維修及改動之處，可發出或在該土地或其某部分留下書面通知，要求承租人在其後三個公曆月內就有關問題進行維修及改動，而承租人須在相關限期內按其作出維修及改動。




# 16 SUMMARY OF LAND GRANT

## 批地文件的摘要

- (d) 如果因應該土地或其任何部分現時或以往的開拓、平整或發展而須對毗鄰、毗連或鄰近的山坡或堤岸進行削土、移土或後移工程，或進行建造或填土工程，承租人須興建當下或今後任何時間必要或可能變得必要的護土牆或其他承托物，以保護與承托有關山坡、堤岸及該土地本身以及避免及防止其後發生任何滑坡、山泥傾瀉或地陷，或承擔其興建的費用。承租人需在一切時候保持有關護土牆或其他承托物於良好及修繕妥當的狀態。
- 倘若因承租人違反此條款而在任何時候引致任何山泥傾瀉、地陷或滑坡，不論發生在或來自毗鄰山坡、堤岸或該土地本身，承租人須自費修葺使之恢復原狀並因此令或可能令政府承受、遭受或產生的一切所有費用、收費、損失、要求及申索向政府作出彌償。若署長發出書面通知，承租人須進行上述建築及/或保養或修復或修葺上述滑坡、山泥傾瀉或地陷使之恢復原狀。如果承租人忽略或未有在相關通知指定的限期內遵從有關通知的要求，署長可立即施行及進行上述工程，而承租人須應要求向政府償還有關費用。
- (e) 倘若來自該土地的地盤或受開發該土地影響的其他地區的泥石或瓦礫被侵蝕及沖刷到公共小巷或道路或排入道路暗渠、污水渠、雨水渠或明渠或其他政府物業，承租人須承擔責任並應要求向政府支付清理該等泥石或瓦礫或修復其對該等公共小巷或道路或道路暗渠、污水渠、雨水渠或明渠或其他政府產業造成的損害之費用。承租人須就上述侵蝕及沖刷對私人物業造成的任何損失或滋擾而導致的一切訴訟、申索及要求彌償政府及其官員。
- (f) 承租人須自費建造及保養至署長認為滿意，就排截與排送降落或流入該土地的暴雨或雨水而必要的排水渠或渠道。承租人須單獨承擔上述暴雨或雨水造成或聲稱造成的任何損壞或滋擾，並就此而導致的一切任何訴訟、申索及要求向政府及其官員作出彌償。承租人須保養及維修於該土地範圍內或政府土地上的有關排水渠及渠道。
- (g) 如承租人、其僱員或代理人對該土地內或毗鄰的明渠、污水渠、雨水渠、輸水道或其他政府產業造成任何損壞或阻塞，承租人須應要求支付修復或移除有關損毀或阻礙的費用，有關工程由政府進行，而費用由承租人承擔。
- (h) 承租人須應要求向政府支付：
- 經署長證明為修復承租人、其承建商、分包商或上者的工人或車輛或該土地的任何泥石對寶珊道及/或毗鄰公共道路造成的任何損壞之費用；
  - 連接該土地的任何排水渠或污水渠到政府的雨水渠或污水渠（如有）的工程費用（有關工程由署長施行，但署長不須就此向承租人承擔任何責任）；
  - 清除、改道及重置至別處該地段上任何署長認為須清除或改道的政府公共服務的費用；
  - 清除、改道及重置至別處該增批區域或毗鄰區域上署長認為須清除、改道及重置的任何行人路、排水渠、污水渠、明渠、水道、管道、電纜、電線、公用事業服務或任何其他工程或裝置的費用；
  - 任何位於該土地上必須移除的墓地的工程費用（有關工程由政府施行）。
- (i) 承租人不得移除任何於該土地生長的樹木，惟若承租人要求移除任何妨礙建築或平整工程的樹木，承租人須通知政府，由政府進行相關移除。
- (j) 於沒有得到署長的書面同意下，承租人不得於該土地上使用從任何政府輸水道引出的水作沖廁用途。
- (k) 除非得到署長的事先書面同意，承租人不得削去、移除或後移毗鄰該增批區域的任何土地。
- (l) 承租人不得干預任何現存於該增批區域內或毗鄰的排水渠、水道或明渠，亦無權使用當中的水。
- (m) 承租人須維護、保養及修葺位於該土地和寶珊道之間，於政府租契的附圖上標註為“Crown Reserve”的土地（「官地留用區」）並在該附圖以綠色標示的部分上的道路或路徑及任何構成或屬於有關道路或路徑一部分的事物至署長滿意，並對上述整體負責，如同承租人是其絕對擁有人般，並且如根據政府租契授予的通行權下可通往的寶珊道出現任何改動，無論是合併有關道路或路徑的任何部分或影響其坡度又或對其作出需要的改動，承租人不得因此向政府作出任何形式的申索或要求，並須自費施行此類因對寶珊道的任何改動而須對有關道路或路徑作出的改動，惟：
- 官地留用區可被用作任何政府認為適合的用途，並可因有關用途而進行削土、填土或改動水平，而承租人將不會因有關用途或削土、填土或水平改動所引致的損壞獲得任何賠償；及
  - 承租人及其授權人士並不擁有在位於該地段及寶珊道之間的官地留用區並於該附圖上以綠色標示的部分上的道路或路徑或其任何部分之上沿途通行往返的專用通行權。政府有權隨時向附近其他地段的承租人授予相似的權利，並有權隨時收回有關道路或路徑的全部或其任何部分作公共道路而不須向承租人或被授予有關道路或路徑的全部或其任何部分的通行權的其他承租人作出賠償。
- (n) 承租人不得轉讓、按揭、抵押、分租或以其它方式讓與該土地的全部或任何部分，除非同時於土地註冊處註冊該讓與並支付相關訂明的註冊費用。
- (o) 政府可為改善香港或任何其他公共目的全權收回、進入及接管該地段的全部或任何部分。就此，政府須提前三個公曆月通知承租人，並根據署長公平和公正無私地對該地段及該大廈作出的估值向承租人作出充分和合理的賠償。
- (p) 政府可為改善香港或任何其他公共目的（而行政長官的決定為終局的）全權收回、重收及接管該增批區域的全部或任何部分。就此，政府須提前六個公曆月通知承租人，並只須支付賠償如下：-
- 就收回的土地而言：-
    - 下列金額總和的五十九份之一：-
      - 有關土地的地價；及
      - 署長認為承租人就平整有關土地而支出的合理金額，乘以於收回日時土地租期的剩餘整數年期；或
    - 於考慮到土地租期的剩餘期限後，署長公平和公正無私地確認為有關土地於收回日時的市值；以較低者為準；及
  - 就收回的土地上合法興建的大廈或其任何部分而言，於考慮土地租期的剩餘期限後，署長公平和公正無私地對有關大廈或其任何部分於收回日時的市值作出的估價，惟若政府曾就有關大廈的建造或增批區域的開拓批出津貼，行政長官可酌情從任何上述支付承租人的賠償中扣減有關津貼或其相應部分。
- (q) 若承租人違反或不履行任何增批土地通知書的條款及細則或政府租契的契諾，政府可在其認為合適時重收該土地。
- 註：
- 本章節所指的「承租人」即批地文件下所指的「承租人」，倘文義允許或需要，亦包括其遺囑執行人、遺產管理人、及承讓人以及（就公司而言）其繼承人及承讓人。
  - 詳情請參閱批地文件。批地文件的副本在售楼處之開放時間可供免費查閱，並在支付必要的影印費用後獲取副本。

# 17 INFORMATION ON PUBLIC FACILITIES AND PUBLIC OPEN SPACES

## 公共設施及公眾休憩用地的資料



Not applicable.

不適用。

# 18 WARNING TO PURCHASERS


## 對買方的警告

1. The purchaser is recommended to instruct a separate firm of solicitors (other than that acting for the owner) to act for the purchaser in relation to the transaction.
  2. If the purchaser instructs such separate firm of solicitors to act for the purchaser in relation to the transaction, that firm will be able to give independent advice to the purchaser.
  3. If the purchaser instructs the firm of solicitors acting for the owner to act for the purchaser as well, and if a conflict of interest arises between the owner and the purchaser-
    - (i) that firm may not be able to protect the purchaser's interests; and
    - (ii) the purchaser may have to instruct a separate firm of solicitors.
  4. In the case of item 3 (ii) above, the total solicitors' fees payable by the purchaser may be higher than the fees that would have been payable if the purchaser had instructed a separate firm of solicitors in the first place.
1. 現建議買方聘用一間獨立的律師事務所（代表擁有人行事者除外），以在交易中代表買方行事。
  2. 如買方聘用上述的獨立的律師事務所，以在交易中代表買方行事，該律師事務所將會能夠向買方提供獨立意見。
  3. 如買方聘用代表擁有人行事的律師事務所同時代表買方行事，而擁有人與買方之間出現利益衝突-
    - (i) 該律師事務所可能不能夠保障買方的利益；及
    - (ii) 買方可能要聘用一間獨立的律師事務所。
  4. 如屬上述項目3(ii)的情況，買方須支付的律師費用總數，可能高於如買方自一開始即聘用一間獨立的律師事務所便須支付的費用。

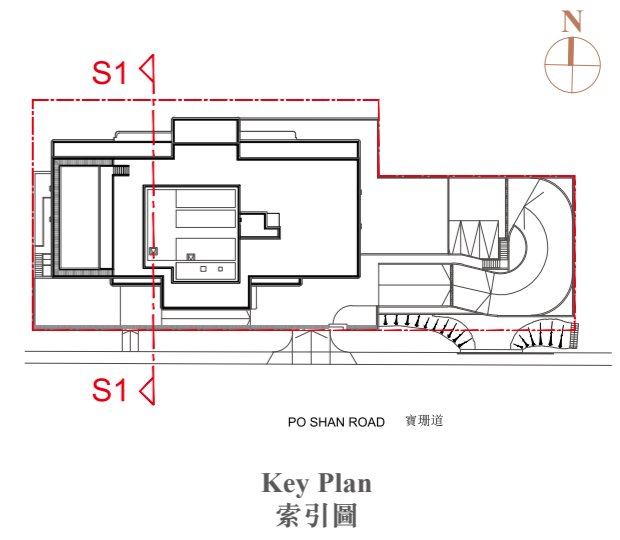
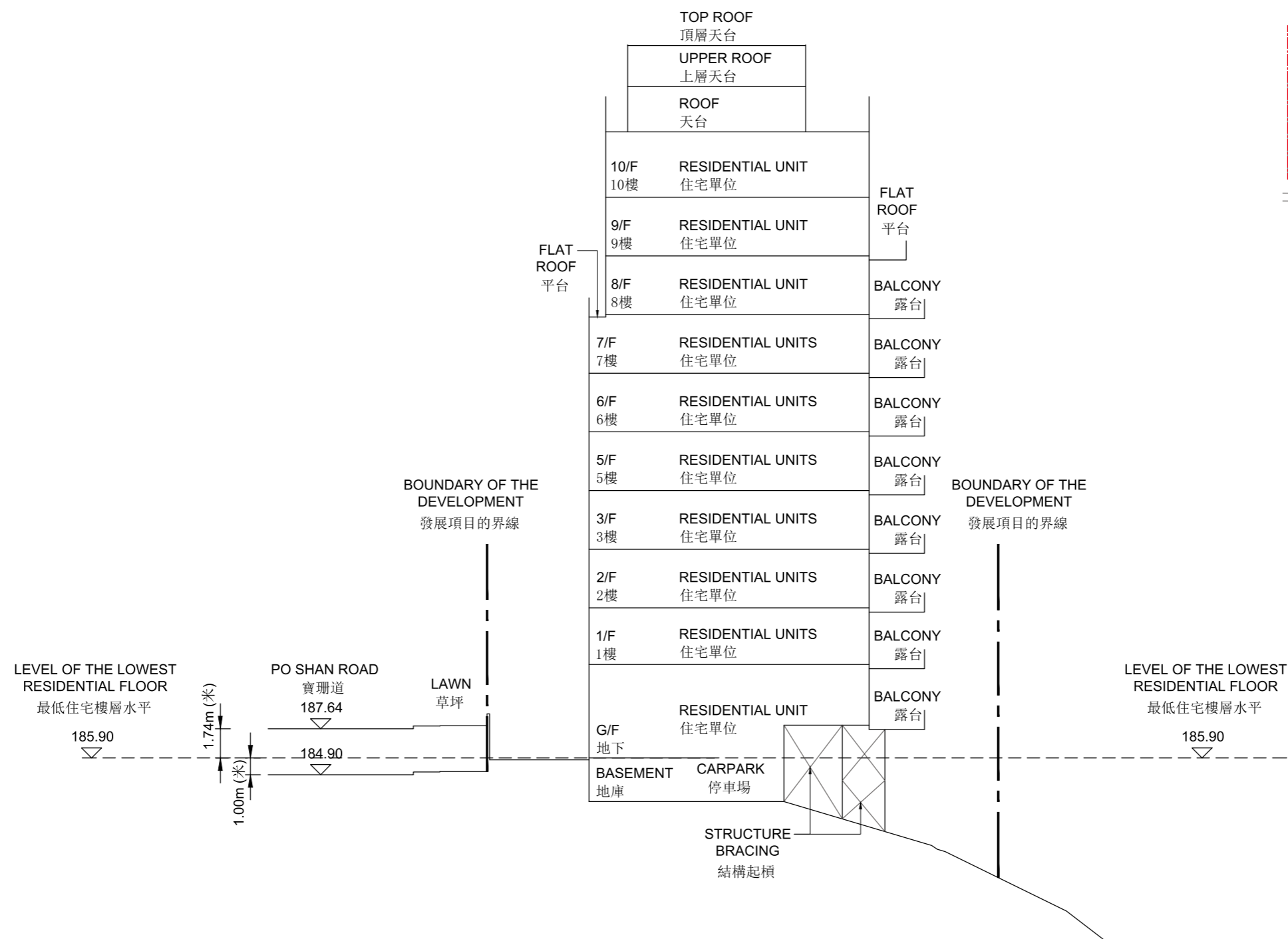


# 19 CROSS-SECTION PLAN OF BUILDING IN THE DEVELOPMENT

## 發展項目中的建築物的橫截面圖



Cross Section S1  
橫截面圖 S1




1. The part of Po Shan Road adjacent to the building is from 184.90 metres to 187.64 metres above the Hong Kong Principal Datum.
2. --- Dotted line denotes the lowest residential floor of the building.
3. ▽ denotes height (in metre) above the Hong Kong Principal Datum (HKPD).

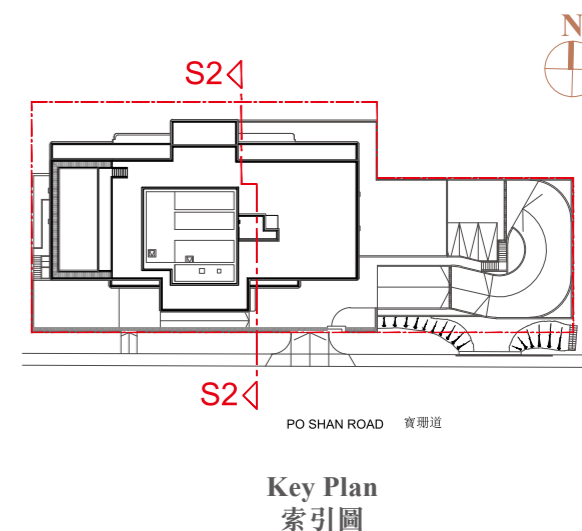
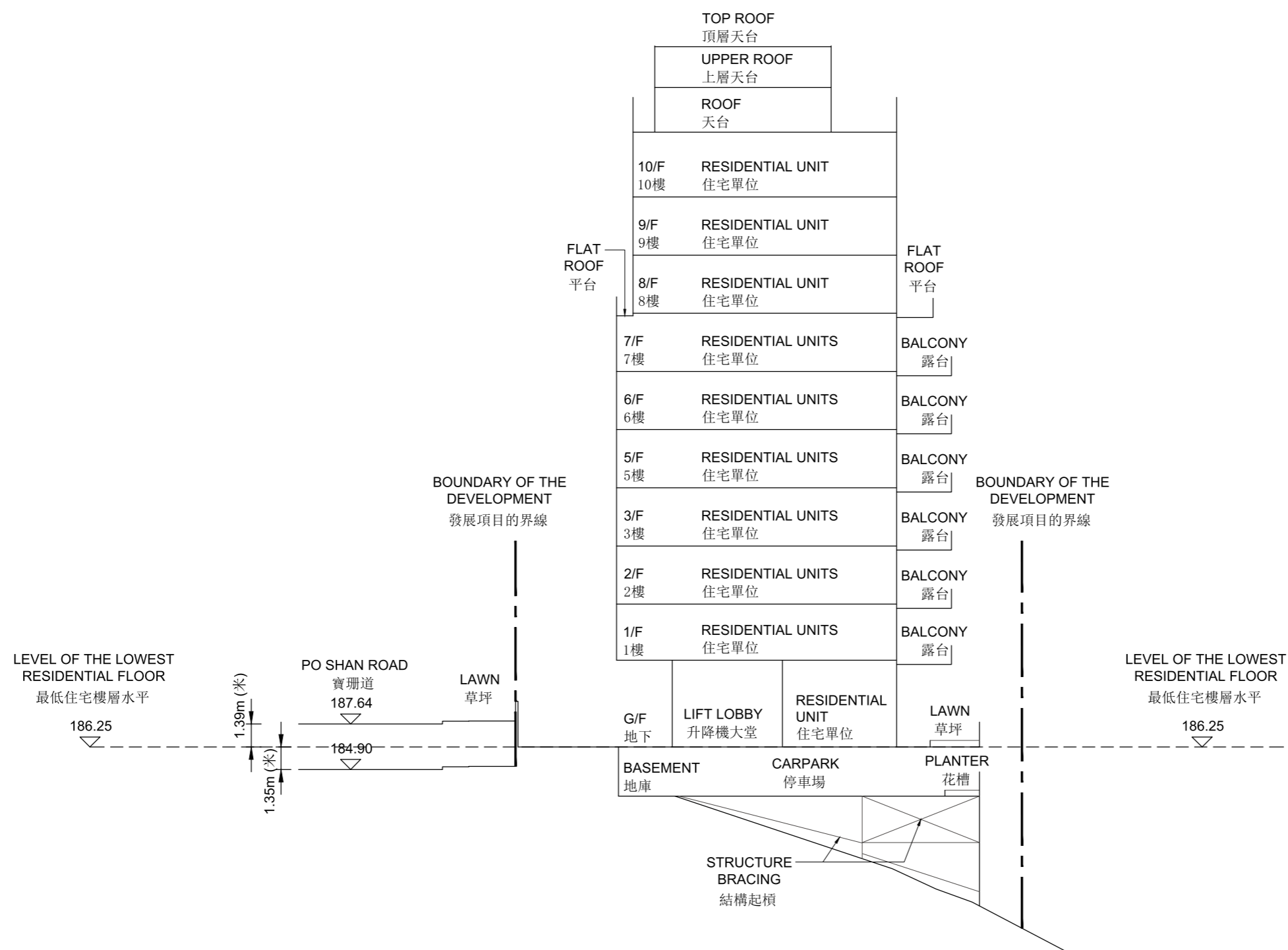
1. 毗連建築物的一段寶珊道為香港主水平基準以上184.90米至187.64米。
2. --- 虛線為該建築物最低住宅樓層水平。
3. ▽ 為香港主水平基準以上高度 (米)。

# 19 CROSS-SECTION PLAN OF BUILDING IN THE DEVELOPMENT

## 發展項目中的建築物的橫截面圖




Cross Section S2  
橫截面圖 S2



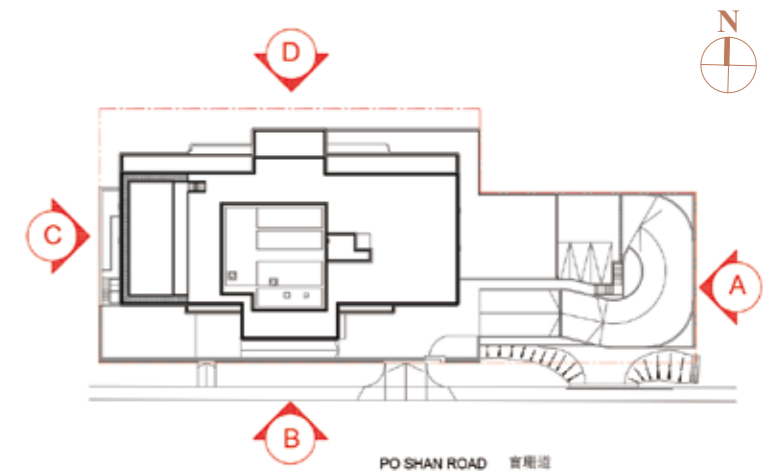
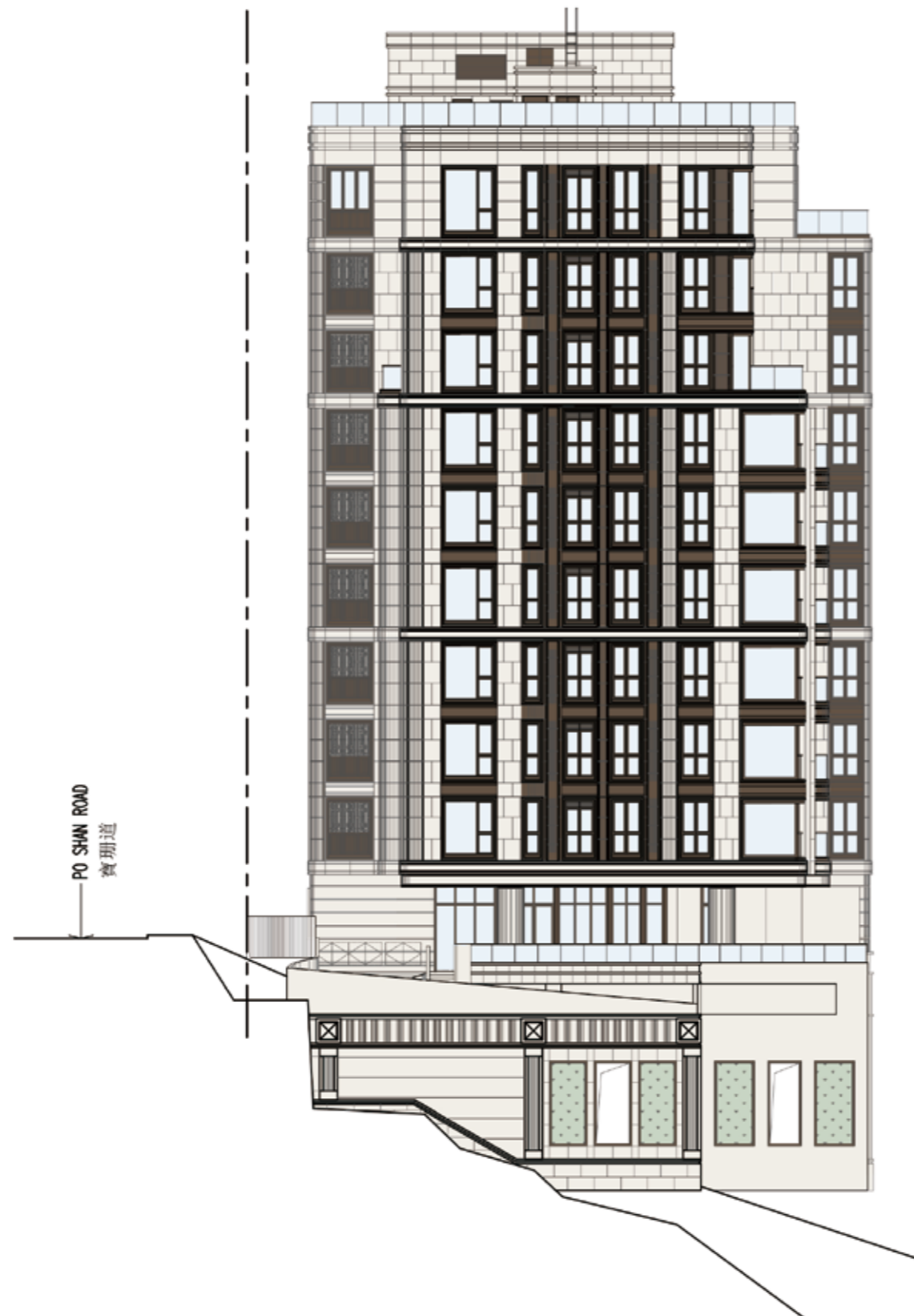
1. The part of Po Shan Road adjacent to the building is from 184.90 metres to 187.64 metres above the Hong Kong Principal Datum.
2. --- Dotted line denotes the lowest residential floor of the building.
3. ▽ denotes height (in metre) above the Hong Kong Principal Datum (HKPD).

1. 毗連建築物的一段寶珊道為香港主水平基準以上184.90米至187.64米。
2. --- 虛線為該建築物最低住宅樓層水平。
3. ▽ 為香港主水平基準以上高度 (米)。

# 20 ELEVATION PLAN 立面圖



East Elevation A  
東面立面圖 A



Key Plan  
索引圖


Authorized Person for the Development has certified that the elevations shown on these elevation plans:

1. are prepared on the basis of the approved building plans for the Development as of 6 July 2022; and
2. are in general accordance with the outward appearance of the Development.

發展項目的認可人士證明本立面圖所顯示的立面：

1. 以2022年7月6日的情況為準的發展項目的經批准的建築圖則為基礎擬備；及
2. 大致上與發展項目的外觀一致。

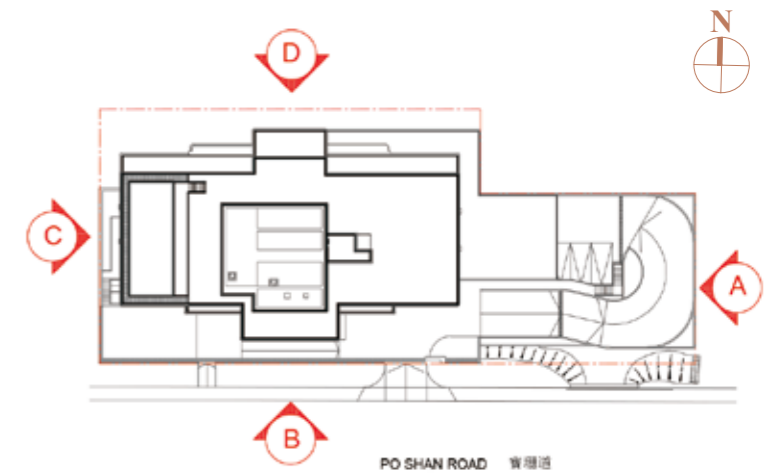
# 20 ELEVATION PLAN 立面圖



South Elevation B  
南面立面圖 B



--- Boundary of the Development  
發展項目的邊界線



Key Plan  
索引圖

Authorized Person for the Development has certified that the elevations shown on these elevation plans:


1. are prepared on the basis of the approved building plans for the Development as of 6 July 2022; and
2. are in general accordance with the outward appearance of the Development.

發展項目的認可人士證明本立面圖所顯示的立面：

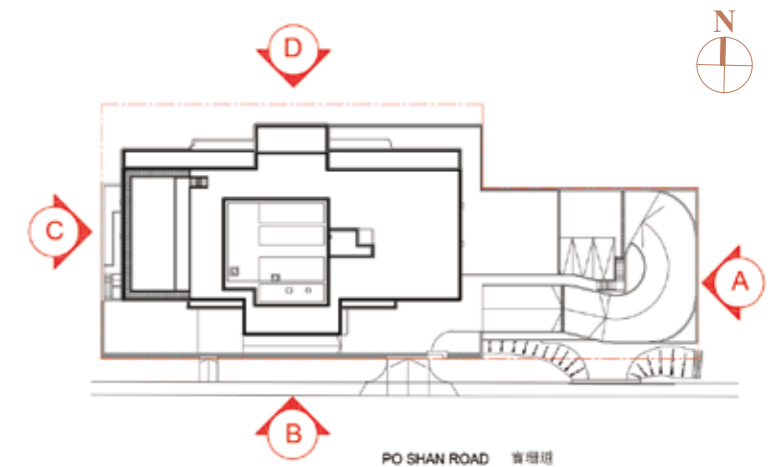
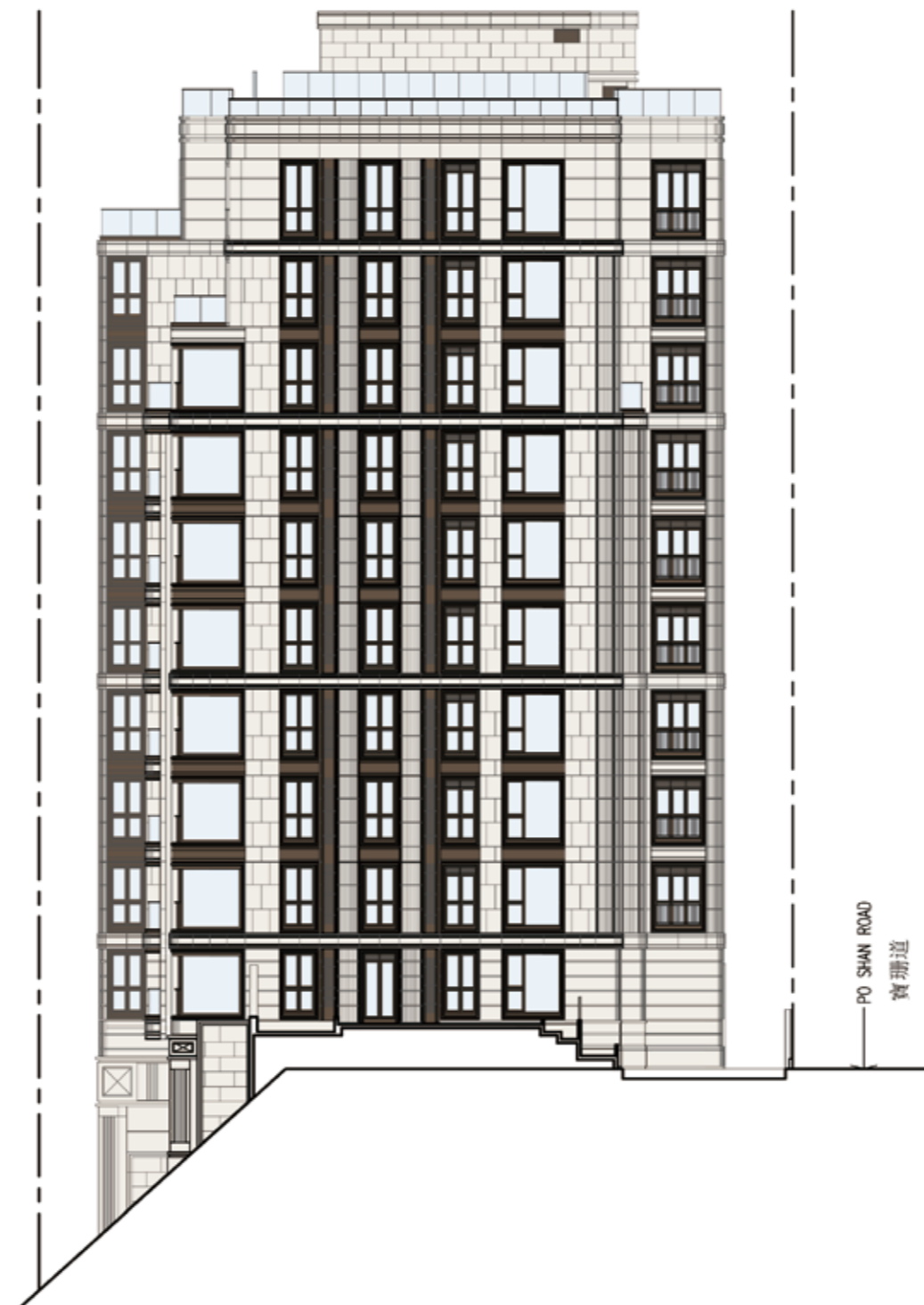
1. 以2022年7月6日的情況為準的發展項目的經批准的建築圖則為基礎擬備；及
2. 大致上與發展項目的外觀一致。



# 20 ELEVATION PLAN 立面圖



West Elevation C  
西面立面圖 C



Key Plan  
索引圖

--- Boundary of the Development  
發展項目的邊界線


Authorized Person for the Development has certified that the elevations shown on these elevation plans:

1. are prepared on the basis of the approved building plans for the Development as of 6 July 2022; and
2. are in general accordance with the outward appearance of the Development.

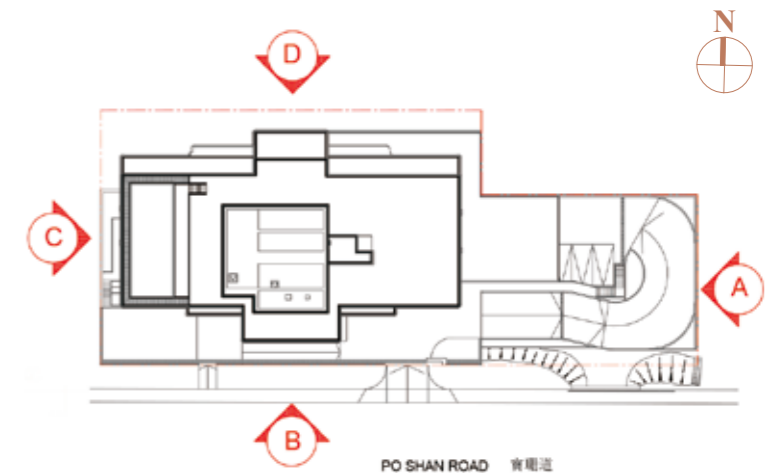

發展項目的認可人士證明本立面圖所顯示的立面：

1. 以2022年7月6日的情況為準的發展項目的經批准的建築圖則為基礎擬備；及
2. 大致上與發展項目的外觀一致。

# 20 ELEVATION PLAN 立面圖



North Elevation D  
北面立面圖 D



Key Plan  
索引圖

--- Boundary of the Development  
發展項目的邊界線

Authorized Person for the Development has certified that the elevations shown on these elevation plans:

1. are prepared on the basis of the approved building plans for the Development as of 6 July 2022; and
2. are in general accordance with the outward appearance of the Development.

發展項目的認可人士證明本立面圖所顯示的立面：

1. 以2022年7月6日的情況為準的發展項目的經批准的建築圖則為基礎擬備；及
2. 大致上與發展項目的外觀一致。

## 21 INFORMATION ON COMMON FACILITIES IN THE DEVELOPMENT 發展項目中的公用設施的資料



Common facilities 公用設施	Area 面積	Covered Area 有蓋範圍	Uncovered Area 無蓋範圍	Total Area 總面積
Residents' Clubhouse (including any recreational facilities for residents' use) 住客會所 (包括供住客使用的任何康樂設施)	sq. ft. 平方呎	Not applicable 不適用	Not applicable 不適用	Not applicable 不適用
	sq. m. 平方米			
Communal garden or play area for residents' use on the roof, or on any floor between the roof and the lowest residential floor, of a building in the Development (whether known as a communal sky garden or otherwise) 位於發展項目中的建築物的天台或在天台和最低一層住宅樓層之間的任何一層的、供住客使用的公用花園或遊樂地方 (不論是稱為公用空中花園或其他名稱)	sq. ft. 平方呎	Not applicable 不適用	Not applicable 不適用	Not applicable 不適用
	sq. m. 平方米			
Communal garden or play area for residents' use below the lowest residential floor of a building in the Development (whether known as a covered and landscaped play area or otherwise) 位於發展項目中的建築物的最低一層住宅樓層以下的、供住客使用的公用花園或遊樂地方 (不論是稱為有蓋及園景的遊樂場或有其他名稱)	sq. ft. 平方呎	Not applicable 不適用	Not applicable 不適用	Not applicable 不適用
	sq. m. 平方米			

## 22 INSPECTION OF PLANS AND DEED OF MUTUAL COVENANT 閱覽圖則及公契

1. Copies of outline zoning plans relating to the Development are available for inspection at [www.ozp.tpb.gov.hk](http://www.ozp.tpb.gov.hk).
2. A copy of the latest draft of every deed of mutual covenant in respect of the specified residential property as at the date on which the specified residential property is offered to be sold is available for inspection at the place at which the residential property is offered to be sold.
3. The inspection is free of charge.

1. 備有關乎發展項目的分區計劃大綱圖的文本供閱覽的互聯網網站的網址為 [www.ozp.tpb.gov.hk](http://www.ozp.tpb.gov.hk)。
2. 關於指明住宅物業的每一公契在將指明住宅物業提供出售的日期的最新擬稿的文本存放在住宅物業的售樓處，以供閱覽。
3. 無須為閱覽付費。

# 23 FITTINGS, FINISHES AND APPLIANCES

## 裝置、裝修物料及設備



### 1. Exterior finishes

Item	Description		
(a) External Wall	Type of finishes	External paint, aluminium cladding, aluminium louvre, glass, glass balustrade, aluminium grille panel, aluminium feature, stone cladding and stone feature	
(b) Window	Material of frame	Aluminium frame	
	Material of glass	Clear Insulated Glazing Unit (IGU)	
(c) Bay Window	Material of bay window	Not applicable	
	Material of window sill finishes	Not applicable	
(d) Planter	Type of finishes	Stone cladding and laminated glass balustrade	
(e) Verandah or Balcony (No verandah is provided)	Type of finishes	Balcony	Balcony with laminated glass balustrade
		Floor	Homogeneous tiles base with stone raise floor
		Wall	Stone cladding and tiles
		Ceiling	Aluminium cladding
	Whether it is covered	All balconies are covered	
(f) Drying facilities for clothing	Type and material	Not applicable	

### 2. Interior finishes

Item	Description	Description		
		Type of wall finishes	Type of floor finishes	Type of ceiling finishes
(a) Lobby	Ground Floor Lobby	Natural stone, timber veneer and metal	Natural stone and metal	Timber veneer and gypsum board false ceiling with paint
	Private Lift Lobby for 1/F-3/F, 5/F-6/F and Unit A on 7/F	Mirror, timber, wallpaper, natural stone and metal	Natural stone	Timber and gypsum board false ceiling with paint
	Private Lift Lobby for Unit B on 7/F	Timber veneer to exposed surfaces	Natural stone	Timber veneer
	Private Lift Lobby for 8/F-9/F	Plastered to exposed surfaces of block wall	No finishes to be provided	No finishes to be provided
	Fireman's Lift Lobby for G/F-3/F and 5/F-10/F	Homogeneous tiles and plastic laminate to exposed surfaces	Tiles on exposed surfaces	Gypsum board false ceiling with emulsion paint on exposed surfaces

### 1. 外部裝修物料

細項	描述		
(a) 外牆	裝修物料的類型	外牆漆、鋁質覆蓋層板、鋁百業、玻璃、玻璃欄杆、鋁質格柵板、鋁質裝飾、石覆蓋層板及石料建築裝飾	
(b) 窗	框的用料	鋁質窗框	
	玻璃的用料	透明雙層中空玻璃	
(c) 窗台	窗台用料	不適用	
	窗台板的裝修物料	不適用	
(d) 花槽	裝修物料的類型	石覆蓋層板及夾層玻璃欄杆	
(e) 陽台或露台 (不設陽台)	裝修物料的類型	露台	露台裝有夾層玻璃欄杆
		地板	瓦鋪砌並有石材升高地台
		牆壁	石覆蓋層板及瓦
		天花	鋁質覆蓋層板
	是否有蓋	所有露台均為有蓋	
(f) 乾衣設施	類型及用料	不適用	

### 2. 室內裝修物料

細項	描述	描述		
		牆壁的裝修物料的類型	地板的裝修物料的類型	天花板的裝修物料的類型
(a) 大堂	地下大堂	天然石材、木材面板及金屬	天然石材及金屬	木材面板及石膏板假天花髹上油漆
	私人升降機大堂1樓至3樓、5樓至6樓及7樓A單位	鏡、木、牆紙、天然石材及金屬	天然石材	木及石膏板假天花髹上油漆
	私人升降機大堂7樓B單位	外露部分鋪木材面板	天然石材	木材面板
	私人升降機大堂8樓至9樓	磚牆外露部份批盪	並無飾面提供	並無飾面提供
	消防升降機大堂地下至3樓及5樓至10樓	外露部份鋪砌瓦及夾層膠板	外露部份鋪砌瓦	外露部份石膏板假天花髹上乳膠漆



# 23 FITTINGS, FINISHES AND APPLIANCES

## 裝置、裝修物料及設備



### 2. Interior finishes

Item	Description	Type of wall finishes	Type of ceiling finishes
(b) Internal Wall and Ceiling	Living Room and Dining Room	For G/F: Plastered and painted with emulsion paint to exposed surfaces For 1/F-3/F, 5/F-6/F and Unit A on 7/F: Plastered and painted with emulsion paint to exposed surfaces For Unit B on 7/F: Timber veneer and stucco to exposed surfaces For 8/F-10/F: Plastered to exposed surfaces of block wall	For G/F: Gypsum board false ceiling with paint For 1/F-3/F, 5/F-6/F and Unit A on 7/F: Timber and gypsum board false ceiling with paint For Unit B on 7/F: Timber veneer and gypsum board false ceiling with paint For 8/F-10/F: No finishes to be provided
	Master Bedroom and Bedroom	For G/F: Timber veneer, stucco and wall paper to exposed surfaces For 1/F-3/F, 5/F-6/F and Unit A on 7/F: Plastered and painted with emulsion paint to exposed surfaces For Unit B on 7/F: Master Bedroom, Bedroom 1 and Bedroom 2: Timber veneer and stucco to exposed surfaces For 8/F-10/F: Plastered to exposed surfaces of block wall	For G/F: Gypsum board false ceiling with paint For 1/F-3/F, 5/F-6/F and Unit A on 7/F: Timber and gypsum board false ceiling with paint For Unit B on 7/F: Master Bedroom and Bedroom 1: Timber veneer and gypsum board false ceiling with paint Bedroom 2: Gypsum board false ceiling with paint For 8/F-10/F: No finishes to be provided
		Material of floor	Material of skirting
(c) Internal Floor	Living Room and Dining Room	For G/F: Natural stone For 1/F-3/F and 5/F-7/F: Natural stone For 8/F-10/F: No finishes to be provided	For G/F: Metal For 1/F-3/F, 5/F-6/F and Unit A on 7/F: Timber For Unit B on 7/F: Natural stone For 8/F-10/F: No finishes to be provided
	Master Bedroom and Bedroom	For G/F: Timber For 1/F-3/F, 5/F-6/F and Unit A on 7/F: Timber For Unit B on 7/F: Master Bedroom, Bedroom 1 and Bedroom 2: Timber For 8/F-10/F: No finishes to be provided	For G/F: Timber and metal For 1/F-3/F, 5/F-6/F and Unit A on 7/F: Timber For Unit B on 7/F: Master Bedroom, Bedroom 1 and Bedroom 2: Timber For 8/F-10/F: No finishes to be provided

### 2. 室內裝修物料

細項	描述	牆壁的裝修物料的类型	天花板的裝修物料的类型
(b) 內牆及天花板	客廳及飯廳	地下：外露部份批盪後再髹上乳膠漆 1樓至3樓、5樓至6樓及7樓A單位：外露部份批盪後再髹上乳膠漆 7樓B單位：外露部份鋪砌木材面板及特別油漆 8樓至10樓：磚牆外露部份批盪	地下：木及石膏板假天花髹上油漆 1樓至3樓、5樓至6樓及7樓A單位：木及石膏板假天花髹上油漆 7樓B單位：木材面板及石膏板假天花髹上油漆 8樓至10樓：並無飾面提供
	主人睡房及睡房	地下：外露部份鋪砌木材面板、特別油漆及牆紙 1樓至3樓、5樓至6樓及7樓A單位：外露部份批盪後再髹上乳膠漆 7樓B單位：主人睡房、睡房1及睡房2：外露部份鋪砌木材面板及特別油漆 8樓至10樓：磚牆外露部份批盪	地下：石膏板假天花髹上油漆 1樓至3樓、5樓至6樓及7樓A單位：木及石膏板假天花髹上油漆 7樓B單位：主人睡房及睡房1：木材面板及石膏板假天花髹上油漆 睡房2：石膏板假天花髹上油漆 8樓至10樓：並無飾面提供
		地板的用料	牆腳線的用料
(c) 內部地板	客廳及飯廳	地下：天然石材 1樓至3樓及5樓至7樓：天然石材 8樓至10樓：並無飾面提供	地下：金屬 1樓至3樓、5樓至6樓及7樓A單位：木 7樓B單位：天然石材 8樓至10樓：並無飾面提供
	主人睡房及睡房	地下：木 1樓至3樓、5樓至6樓及7樓A單位：木 7樓B單位：主人睡房、睡房1及睡房2：木 8樓至10樓：並無飾面提供	地下：木及金屬 1樓至3樓、5樓至6樓及7樓A單位：木 7樓B單位：主人睡房、睡房1及睡房2：木 8樓至10樓：並無飾面提供

# 23 FITTINGS, FINISHES AND APPLIANCES

## 裝置、裝修物料及設備



### 2. Interior finishes

Item	Description					
(d) Bathroom	(i) Type of finishes	<b>Wall</b>	<b>Floor</b>	<b>Ceiling</b>		
		For G/F: Natural stone on exposed surfaces For 1/F-3/F, 5/F-6/F and Unit A on 7/F: Natural stone and mirror on exposed surfaces For Unit B on 7/F: Master Bathroom, Bathroom 1: Metal, natural stone, stucco and timber laminate on exposed surfaces Bathroom 2: Natural stone, stucco and metal on exposed surfaces Bathroom 4: Tiles on exposed surfaces For 8/F-9/F: Plastered to exposed surfaces For 10/F: Natural stone, plastered and emulsion paint on exposed surfaces	For G/F: Natural stone on exposed surfaces For 1/F-3/F, 5/F-6/F and Unit A on 7/F: Natural stone on exposed surfaces For Unit B on 7/F: Master Bathroom, Bathroom 1, Bathroom 2: Natural stone and metal on exposed surfaces Bathroom 4: Tiles on exposed surfaces For 8/F-9/F: Plastered to exposed surfaces For 10/F: Natural stone and metal on exposed surfaces	For G/F: Gypsum board false ceiling with emulsion paint For 1/F-3/F, 5/F-6/F and Unit A on 7/F: Timber and gypsum board false ceiling with paint For Unit B on 7/F: Master Bathroom: Timber laminate, gypsum board false ceiling with emulsion paint Bathroom 1, Bathroom 2 and Bathroom 4: Gypsum board false ceiling with emulsion paint For 8/F-9/F: No finishes to be provided For 10/F: Gypsum board false ceiling with emulsion paint		
	(ii) Whether the wall finishes run up to the ceiling			Yes		
(e) Kitchen	(i) Type of finishes	<b>Wall</b>	<b>Floor</b>	<b>Ceiling</b>	<b>Cooking Bench</b>	
		For G/F: Natural stone on exposed surfaces For 1/F-3/F, 5/F-6/F and Unit A on 7/F: Natural stone on exposed surfaces For Unit B on 7/F: Plastic laminate, tiles, timber veneer and stucco on exposed surfaces For 8/F-9/F: Plastered to exposed surfaces For 10/F: Natural stone, plastered and emulsion paint on exposed surfaces	For G/F: Natural stone on exposed surfaces For 1/F-3/F, 5/F-6/F and Unit A on 7/F: Natural stone on exposed surfaces For Unit B on 7/F: Natural stone and tiles on exposed surfaces For 8/F-9/F: Plastered to exposed surfaces For 10/F: Natural stone on exposed surfaces	For G/F: Gypsum board false ceiling with paint For 1/F-3/F, 5/F-6/F and Unit A on 7/F: Timber and gypsum board false ceiling with paint For Unit B on 7/F: Gypsum board false ceiling with emulsion paint For 8/F-9/F: No finishes to be provided For 10/F: Gypsum board false ceiling with emulsion paint	For G/F: Natural stone For 1/F-3/F, 5/F-6/F and Unit A on 7/F: Sintered stone counter top For Unit B on 7/F: Quartz For 8/F-9/F: No finishes to be provided For 10/F: Natural stone counter top	
	(ii) Whether the wall finishes run up to the ceiling			Yes		

### 2. 室內裝修物料

細項	描述	牆壁	地板	天花板	
(d) 浴室	(i) 裝修物料的类型	地下：外露部份鋪砌天然石材  1樓至3樓、5樓至6樓及7樓A單位：外露部份鋪砌天然石材及鏡  7樓B單位：主人浴室及浴室1：外露部份鋪砌金屬、天然石材、特別油漆及木材層壓色面板  浴室2：外露部份鋪砌天然石材、特別油漆及金屬  浴室4：外露部份鋪砌瓦  8樓至9樓：外露部份批盪  10樓：外露部份鋪砌天然石材、批盪及乳膠漆	地下：外露部份鋪砌天然石材  1樓至3樓、5樓至6樓及7樓A單位：外露部份鋪砌天然石材  7樓B單位：主人浴室、浴室1及浴室2：外露部份鋪砌天然石材及金屬  浴室4：外露部份鋪砌瓦  8樓至9樓：外露部份批盪  10樓：外露部份鋪砌天然石材及金屬	地下：石膏板假天花髹上乳膠漆  1樓至3樓、5樓至6樓及7樓A單位：木及石膏板假天花髹上油漆  7樓B單位：主人浴室：木材層壓色面板、石膏板假天花髹上乳膠漆  浴室1、浴室2及浴室4：石膏板假天花髹上乳膠漆  8樓至9樓：並無飾面提供  10樓：石膏板假天花髹上乳膠漆	
		(ii) 牆壁的裝修物料是否鋪至天花板			是
	(e) 廚房	(i) 裝修物料的类型	地下：外露部份鋪砌天然石材  1樓至3樓、5樓至6樓及7樓A單位：外露部份鋪砌天然石材  7樓B單位：外露部份鋪砌夾層膠板、瓦、木材面板及特別油漆  8樓至9樓：外露部份批盪  10樓：外露部份鋪砌天然石材、批盪及乳膠漆	地下：外露部份鋪砌天然石材  1樓至3樓、5樓至6樓及7樓A單位：外露部份鋪砌天然石材  7樓B單位：外露部份鋪砌天然石材及瓦  8樓至9樓：外露部份批盪  10樓：外露部份鋪砌天然石材	地下：石膏板假天花髹上油漆  1樓至3樓、5樓至6樓及7樓A單位：木及石膏板假天花髹上油漆  7樓B單位：石膏板假天花髹上乳膠漆  8樓至9樓：並無飾面提供  10樓：石膏板假天花髹上乳膠漆
(ii) 牆壁的裝修物料是否鋪至假天花板			是		

# 23 FITTINGS, FINISHES AND APPLIANCES

## 裝置、裝修物料及設備



### 3. Interior fittings

Item	Description	Material	Finishes	Accessories
(a) Doors	Entrance Door	For G/F (to Covered Landscape Area) : Fire rated aluminium door with glass	For G/F (to Covered Landscape Area) : Aluminium	For G/F (to Covered Landscape Area) : Door closer and lockset with handle
		For 1/F-3/F, 5/F-7/F: Solid core timber door	For 1/F-3/F, 5/F-6/F and Unit A on 7/F: High gloss lacquer paint	For 1/F-3/F, 5/F-6/F and Unit A on 7/F: Door closer, door bolt and lockset with handle
		For 8/F-9/F: Fire rated solid core timber door	For Unit B on 7/F: Timber veneer	For Unit B on 7/F: Door closer, door bolt, lockset with handle, door stopper and peel viewer
		For 10/F: Not provided	For 8/F-9/F: Plastic laminate	For 8/F-10/F: Door closer and lockset with handle
			For 10/F: Not provided	For 10/F: Not provided
(a) Doors	Foyer Door	For G/F (next to Reading Room): Fire rated metal door	For G/F (next to Reading Room): Metal	For G/F (next to Reading Room): Door closer and lockset with handle
		For G/F (to Yard): Aluminium door with glass	For G/F (to Yard): Metal	For G/F (to Yard): Door closer and lockset with handle
(a) Doors	Private Lift Lobby Door	For 1/F-3/F and 5/F-9/F: Solid core timber door	For 1/F-3/F and 5/F-7/F: Timber veneer, metal and fire rated glass For 8/F-9/F: Plastic laminate	For 1/F-3/F, 5/F-6/F and Unit A on 7/F: Door closer and lockset with handle For Unit B on 7/F: Door closer and lockset For 8/F-9/F: Lockset with handle
(a) Doors	Back Door (From Utility Room)	For Unit A on 1/F-3/F and 5/F-7/F: Fire rated solid core timber door	For Unit A on 1/F-3/F and 5/F-7/F: Timber veneer	For Unit A on 1/F-3/F and 5/F-7/F: Door closer and lockset with handle
		For 8/F-9/F: Fire-rated solid core timber door with fire-rated glass vision panel	For 8/F-9/F: Plastic laminate	For 8/F-9/F: Door closer and lockset with handle
(a) Doors	Back Door (From Enclosed Area next to Kitchen)	For 10/F: Fire-rated solid core timber door	For 10/F: Brushing lacquer	For 10/F: Concealed door closer, door stopper, lockset with handle
(a) Doors	Back Door (From Enclosed Area next to Utility Room)	For 10/F: Fire-rated solid core timber door	For 10/F: Brushing lacquer	For 10/F: Concealed door closer, door stopper, lockset with handle

### 3. 室內裝置

細項	描述	用料	裝修物料	配件
(a) 門	大門	地下 (往有蓋園景區) : 防火鋁質門連玻璃	地下 (往有蓋園景區) : 鋁質	地下 (往有蓋園景區) : 門鼓及門鎖連拉手
		1樓至3樓、5樓至7樓: 實心木門	1樓至3樓、5樓至6樓及7樓A單位: 高光漆漆板	1樓至3樓、5樓至6樓及7樓A單位: 門鼓、門栓及門鎖連拉手
		8樓至9樓: 防火實心木門	7樓B單位: 木材面板	7樓B單位: 門鼓、門栓、門鎖連拉手、門擋及防盜眼
		10樓: 無提供	8樓至9樓: 夾層膠板	8樓至9樓: 門鼓及門鎖連拉手
			10樓: 無提供	10樓: 無提供
	門廊門	地下 (閱讀室旁): 防火金屬門	地下 (閱讀室旁): 金屬	地下 (閱讀室旁): 門鼓及門鎖連拉手
		地下 (往庭院): 鋁質門連玻璃	地下 (往庭院): 金屬	地下 (往庭院): 門鼓及門鎖連拉手
私人升降機大堂門	1樓至3樓及5樓至9樓: 實心木門	1樓至3樓及5樓至7樓: 木材面板、金屬及防火玻璃	1樓至3樓、5樓至6樓及7樓A單位: 門鼓及門鎖連拉手	
		8樓至9樓: 夾層膠板	7樓B單位: 門鼓及門鎖 8樓至9樓: 門鎖連拉手	
後門 (由工作間)	1樓至3樓及5樓至7樓A單位: 防火實心木門	8樓至9樓: 防火實心木門配防火玻璃視窗	1樓至3樓及5樓至7樓A單位: 門鼓及門鎖連拉手	
			8樓至9樓: 門鼓及門鎖連拉手	
後門 (由廚房旁封閉區域)	10樓: 防火實心木門	10樓: 手掃漆	10樓: 暗門鼓、門檔及門鎖連拉手	
後門 (由工作間旁封閉區域)	10樓: 防火實心木門	10樓: 手掃漆	10樓: 暗門鼓、門檔及門鎖連拉手	

# 23 FITTINGS, FINISHES AND APPLIANCES

## 裝置、裝修物料及設備



### 3. Interior fittings

Item	Description	Material	Finishes	Accessories
(a) Doors	Master Bedroom Door	For G/F: Solid core timber door  For Unit A on 5/F: Solid core timber sliding door  For Unit B on 7/F: Solid core timber sliding door  For 10/F: Solid core timber sliding door	For G/F and Unit A on 5/F: Timber veneer  For Unit B on 7/F: Timber veneer and timber laminate  For 10/F: Timber veneer	For G/F: Door stopper, door seal, concealed door closer and lockset with handle  For Unit A on 5/F: Sliding door system and lockset with handle  For Unit B on 7/F: Sliding door system  For 10/F: Sliding door system and lockset with handle
	Master Bedroom & Closet Door	For 1/F-3/F, Unit B on 5/F, 6/F and Unit A on 7/F: Solid core timber door  For 8/F-9/F: Not provided	For 1/F-3/F, Unit B on 5/F, 6/F and Unit A on 7/F: Timber veneer  For 8/F-9/F: Not provided	For 1/F-3/F, Unit B on 5/F, 6/F and Unit A on 7/F: Door stopper and lockset with handle  For 8/F-9/F: Not provided
	Closet next to Master Bedroom door	For 10/F: Solid core timber door	For 10/F: Timber veneer	For 10/F: Floor spring and lockset with handle
	Closet at Study Room door	For 10/F: Solid core timber sliding door	For 10/F: Timber veneer	For 10/F: Sliding door system and lockset with handle
	Bedroom 2 & Closet Door	For 1/F-3/F and 5/F-7/F: Solid core timber door  For 8/F-9/F: Not provided	For 1/F-3/F and 5/F-7/F: Timber veneer  For 8/F-9/F: Not provided	For 1/F-3/F, 5/F-6/F and Unit A on 7/F: Door stopper and lockset with handle  For Unit B on 7/F: Door stopper, door seal, concealed door closer and lockset with handle  For 8/F-9/F: Not provided

### 3. 室內裝置

細項	描述	用料	裝修物料	配件
(a) 門	主人睡房門	地下：實心木門  5樓A單位：實心木趟門  7樓B單位：實心木趟門  10樓：實心木趟門	地下及5樓A單位：木材面板  7樓B單位：木材面板及木材層壓色面板  10樓：木材面板	地下：門擋、封門條、暗門鼓及門鎖連拉手  5樓A單位：趟門系統及門鎖連拉手  7樓B單位：趟門系統  10樓：趟門系統及門鎖連拉手
	主人睡房及衣帽間門	1樓至3樓、5樓B單位、6樓及7樓A單位：實心木門  8樓至9樓：無提供	1樓至3樓、5樓B單位、6樓及7樓A單位：木材面板  8樓至9樓：無提供	1樓至3樓、5樓B單位、6樓及7樓A單位：門擋及門鎖連拉手  8樓至9樓：無提供
	主人睡房旁衣帽間門	10樓：實心木門	10樓：木材面板	10樓：地彈簧及門鎖連拉手
	書房內衣帽間門	10樓：實心木趟門	10樓：木材面板	10樓：趟門系統及門鎖連拉手
	睡房2及衣帽間門	1樓至3樓及5樓至7樓：實心木門  8樓至9樓：無提供	1樓至3樓及5樓至7樓：木材面板  8樓至9樓：無提供	1樓至3樓、5樓至6樓及7樓A單位：門擋及門鎖連拉手  7樓B單位：門擋、封門條、暗門鼓及門鎖連拉手  8樓至9樓：無提供



# 23 FITTINGS, FINISHES AND APPLIANCES

## 裝置、裝修物料及設備



### 3. Interior fittings

Item	Description	Material	Finishes	Accessories
(a) Doors	Bedroom Door	For G/F: Solid core timber door  For 1/F-3/F and 5/F-7/F: Solid core timber door  For 8/F-9/F: Not provided  For 10/F: Solid core timber door	For G/F: Timber veneer  For 1/F-3/F and 5/F-7/F: Timber veneer  For 8/F-9/F: Not provided  For 10/F: Timber veneer	For G/F: Door stopper, door seal, concealed door closer and lockset with handle  For 1/F-3/F, 5/F-6/F and Unit A on 7/F: Door stopper and lockset with handle  For Unit B on 7/F: Door stopper, door seal, concealed door closer and lockset with handle  For 8/F-9/F: Not provided  For 10/F: Concealed door closer, door stopper and lockset with handle
	Door to Enclosed Area next to Master Bedroom	For Unit A on 5/F: Solid core timber door	For Unit A on 5/F: Timber veneer	For Unit A on 5/F: Door stopper and lockset with handle
	Door to Enclosed Area next to Bedroom 4	For Unit B on 5/F: Solid core timber door	For Unit B on 5/F: Timber veneer	For Unit B on 5/F: Door stopper and lockset with handle
	Door to Enclosed Area next to Bathroom 3	For Unit A on 1/F-3/F and 5/F-6/F: Solid core timber door	For Unit A on 1/F-3/F and 5/F-6/F: Timber veneer	For Unit A on 1/F-3/F and 5/F-6/F: Door stopper and lockset with handle
	Door to Enclosed Area between Bedroom 3 and Bathroom 3	For Unit A on 7/F: Solid core timber door	For Unit A on 7/F: Timber veneer	For Unit A on 7/F: Door stopper and lockset with handle
	Door to Enclosed Area inside Closet	For Unit B on 1/F-3/F and 6/F: Solid core timber door	For Unit B on 1/F-3/F and 6/F: Timber veneer	For Unit B on 1/F-3/F and 6/F: Door stopper and lockset with handle
	Door to Enclosed Area next to Bedroom 1	For Unit B on 1/F-3/F and 6/F: Solid core timber door	For Unit B on 1/F-3/F and 6/F: Timber veneer	For Unit B on 1/F-3/F and 6/F: Door stopper and lockset with handle
	Door to Enclosed Area next to Kitchen	For Unit B on 7/F: Solid core timber door  For 10/F: Metal and glass sliding door	For Unit B on 7/F: Timber veneer and plastic laminate  For 10/F: Stainless steel and glass	For Unit B on 7/F: Door stopper and handle  For 10/F: Sliding door system and handle
	Door to Enclosed Area next to Bathroom 4	For Unit B on 7/F: Solid core timber door  For Unit B on 5/F: Solid core timber door	For Unit B on 7/F: Plastic laminate  For Unit B on 5/F: Timber veneer	For Unit B on 7/F: Door stopper and lockset with handle  For Unit B on 5/F: Door stopper and lockset with handle

### 3. 室內裝置

細項	描述	用料	裝修物料	配件
(a) 門	睡房門	地下：實心木門  1樓至3樓及5樓至7樓：實心木門  8樓至9樓：無提供  10樓：實心木門	地下：木材面板  1樓至3樓及5樓至7樓：木材面板  8樓至9樓：無提供  10樓：木材面板	地下：門擋、封門條、暗門鼓及門鎖連拉手  1樓至3樓、5樓至6樓及7樓A單位：門擋及門鎖連拉手  7樓B單位：門擋、封門條、暗門鼓及門鎖連拉手  8樓至9樓：無提供  10樓：暗門鼓、門檔及門鎖連拉手
	主人睡房旁封閉區域的門	5樓A單位：實心木門	5樓A單位：木材面板	5樓A單位：門擋及門鎖連拉手
	睡房4旁封閉區域的門	5樓B單位：實心木門	5樓B單位：木材面板	5樓B單位：門擋及門鎖連拉手
	浴室3旁封閉區域的門	1樓至3樓及5樓至6樓A單位：實心木門	1樓至3樓及5樓至6樓A單位：木材面板	1樓至3樓及5樓至6樓A單位：門擋及門鎖連拉手
	睡房3及浴室3之間封閉區域的門	7樓A單位：實心木門	7樓A單位：木材面板	7樓A單位：門擋及門鎖連拉手
	衣帽間內封閉區域的門	1樓至3樓及6樓B單位：實心木門	1樓至3樓及6樓B單位：木材面板	1樓至3樓及6樓B單位：門擋及門鎖連拉手
	睡房1旁封閉區域的門	1樓至3樓及6樓B單位：實心木門	1樓至3樓及6樓B單位：木材面板	1樓至3樓及6樓B單位：門擋及門鎖連拉手
	廚房旁封閉區域的門	7樓B單位：實心木門  10樓：金屬及玻璃趟門	7樓B單位：木材面板及夾層膠板  10樓：不銹鋼及玻璃	7樓B單位：門擋及拉手  10樓：趟門系統及拉手
	浴室4旁封閉區域的門	7樓B單位：實心木門	7樓B單位：夾層膠板	7樓B單位：門擋及門鎖連拉手
		5樓B單位：實心木門	5樓B單位：木材面板	5樓B單位：門擋及門鎖連拉手

# 23 FITTINGS, FINISHES AND APPLIANCES

## 裝置、裝修物料及設備



### 3. Interior fittings

Item	Description	Material	Finishes	Accessories
(a) Doors	Kitchen Door	For G/F: Metal frame glass door For 1/F-3/F and 5/F-7/F: Solid core timber door For 8/F-9/F: Not provided For 10/F: Metal and glass door	For G/F: Metal and glass For 1/F-3/F and 5/F-7/F: Timber veneer For 8/F-9/F: Not provided For 10/F: Stainless steel and glass	For G/F and Unit B on 7/F: Door stopper, door seal and handle For 1/F-3/F, 5/F-6/F and Unit A on 7/F: Door stopper and lockset with handle For 8/F-9/F: Not provided For 10/F: Floor spring and handle
	Door to Enclosed Area inside Kitchen	For G/F: Metal door	For G/F: Metal frame and timber veneer	For G/F: Door closer and lockset with handle
	Door to Enclosed Area inside Master Bedroom	For G/F: Metal and glass sliding door	For G/F: Metal and glass	For G/F: Sliding door system and lockset with handle
	Kitchen Escape Door	For Unit B on 1/F-3/F and 5/F-7/F: Fire-rated solid core timber door For 8/F-9/F: Fire rated solid core timber door with fire-rated glass vision panel	For Unit B on 1/F-3/F and 5/F-6/F: Timber veneer For Unit B on 7/F: Timber veneer (facing Kitchen) Plastic laminate (facing Fireman's Lift Lobby) For 8/F-9/F: Plastic laminate	For Unit B on 1/F-3/F and 5/F-7/F and 8/F-9/F: Door closer and lockset with handle
	Master Bathroom Door	For G/F: Metal and glass sliding door For 1/F-3/F, 6/F and Unit A on 7/F: Solid core timber sliding door For 5/F: Solid core timber door For Unit B on 7/F: Solid core timber door For 8/F-9/F: Not provided For 10/F: Solid core timber sliding door	For G/F: Metal and glass For 1/F-3/F, 6/F and Unit A on 7/F: Timber veneer and metal For 5/F: Timber veneer For Unit B on 7/F: Timber veneer and timber laminate For 8/F-9/F: Not provided For 10/F: Timber veneer	For G/F: Sliding door system and lockset with handle For 1/F-3/F, 6/F and Unit A on 7/F: Sliding door system and lockset with handle For 5/F: Door stopper and lockset with handle For Unit B on 7/F: Door stopper, concealed door closer and lockset with handle For 8/F-9/F: Not provided For 10/F: Sliding door system and lockset with handle

### 3. 室內裝置

細項	描述	用料	裝修物料	配件
(a) 門	廚房門	地下：金屬框玻璃門 1樓至3樓及5樓至7樓：實心木門 8樓至9樓：無提供 10樓：金屬及玻璃門	地下：金屬及玻璃 1樓至3樓及5樓至7樓：木材面板 8樓至9樓：無提供 10樓：不銹鋼及玻璃	地下及7樓B單位：門擋、封門條及拉手 1樓至3樓、5樓至6樓及7樓A單位：門擋及門鎖連拉手 8樓至9樓：無提供 10樓：地彈簧及拉手
	廚房內封閉區域的門	地下：金屬	地下：金屬及木材面板	地下：門鼓及門鎖連拉手
	主人睡房內封閉區域的門	地下：金屬及玻璃趟門	地下：金屬及玻璃	地下：趟門系統及門鎖連拉手
	廚房逃生門	1樓至3樓及5樓至7樓B單位：防火實心木門 8樓至9樓：防火實心木門配防火玻璃視窗	1樓至3樓、5樓至6樓B單位：木材面板 7樓B單位：木材面版（面向廚房）夾層膠板（面向消防升降機大堂） 8樓至9樓：夾層膠板	1樓至3樓及5樓至7樓B單位及8樓至9樓：門鼓及門鎖連拉手
	主人浴室門	地下：金屬及玻璃趟門 1樓至3樓、6樓及7樓A單位：實心木趟門 5樓：實心木門 7樓B單位：實心木門 8樓至9樓：無提供 10樓：實心木趟門	地下：金屬及玻璃 1樓至3樓、6樓及7樓A單位：木材面板及金屬 5樓：木材面板 7樓B單位：木材面板及木材層壓色面板 8樓至9樓：無提供 10樓：木材面板	地下：趟門系統及門鎖連拉手 1樓至3樓、6樓及7樓A單位：趟門系統及門鎖連拉手 5樓：門鼓及門鎖連拉手 7樓B單位：門擋、暗門鼓及門鎖連拉手 8樓至9樓：無提供 10樓：趟門系統及門鎖連拉手

# 23 FITTINGS, FINISHES AND APPLIANCES

## 裝置、裝修物料及設備



### 3. Interior fittings

Item	Description	Material	Finishes	Accessories
(a) Doors	Bathroom Door	For G/F: Bathroom 1 and Bathroom 2: Solid core timber door  For 1/F-3/F, 5/F-6/F and Unit A on 7/F: Solid core timber door  For Unit B on 7/F: Bathroom 1: Solid core timber door Bathroom 2 and Bathroom 4: Solid core timber sliding door  For 8/F-9/F: Bathroom 1 and Bathroom 3: Hollow core timber door Bathroom 2, Bathroom 4 and Bathroom 5: Not provided  For 10/F: Bathroom 1, Bathroom 2 and Bathroom 3 and Bathroom 5: Solid core timber door  Bathroom 4: Solid core timber sliding door	For G/F: Bathroom 1 and Bathroom 2: Timber veneer  For 1/F-3/F, 5/F-6/F and Unit A on 7/F: Timber veneer  For Unit B on 7/F: Bathroom 1 and Bathroom 2: Timber veneer and timber laminate Bathroom 4: Laminate  For 8/F-9/F: Bathroom 1 and Bathroom 3: Plastic laminate Bathroom 2, Bathroom 4 and Bathroom 5: Not provided  For 10/F: Bathroom 1, Bathroom 2, Bathroom 3 and Bathroom 4: Timber veneer Bathroom 5: Brushing lacquer	For G/F: Bathroom 1 and Bathroom 2: Concealed door closer and lockset with handle  For 1/F-3/F, 5/F-6/F and Unit A on 7/F: Door stopper and lockset with handle  For Unit B on 7/F: Bathroom 1: Door stopper, concealed door closer and lockset with handle Bathroom 2 and Bathroom 4: Sliding door system and lockset with handle  For 8/F-9/F: Bathroom 1 and Bathroom 3: Lockset with handle Bathroom 2, Bathroom 4 and Bathroom 5: Not provided  For 10/F: Bathroom 1, Bathroom 2 and Bathroom 3: Concealed door closer, door stopper and lockset with handle Bathroom 4: Sliding door system and lockset with handle Bathroom 5: Concealed door closer and lockset with handle
	Shower Room Door	For 10/F: Solid core timber door	For 10/F: Plastic laminate and brushing lacquer	For 10/F: Concealed door closer and lockset with handle
	Utility Room Door	For Unit A on 1/F-3/F and 5/F-7/F: Solid core timber door  For 8/F-9/F: Not provided  For 10/F: Solid core timber door	For Unit A on 1/F-3/F and 5/F-7/F: Timber veneer  For 8/F-9/F: Not provided  For 10/F: Brushing lacquer	For Unit A on 1/F-3/F and 5/F-7/F: Door stopper, concealed door closer and lockset with handle  For 8/F-9/F: Not provided  For 10/F: Concealed door closer and lockset with handle
	Door to Enclosed Area next to Utility Room	For 10/F: Solid core timber door	For 10/F: Brushing lacquer	For 10/F: Concealed door closer, door stopper and lockset with handle

### 3. 室內裝置

細項	描述	用料	裝修物料	配件
(a) 門	浴室門	地下: 浴室1及浴室2: 實心木門  1樓至3樓、5樓至6樓及7樓A單位: 實心木門  7樓B單位: 浴室1: 實心木門 浴室2及浴室4: 實心木趟門  8樓至9樓: 浴室1及浴室3: 空心木門 浴室2、浴室4及浴室5: 無提供  10樓: 浴室1、浴室2、浴室3及浴室5: 實心木門  浴室4: 實心木趟門	地下: 浴室1及浴室2: 木材面板  1樓至3樓、5樓至6樓及7樓A單位: 木材面板  7樓B單位: 浴室1及浴室2: 木材面板及木材層壓色面板 浴室4: 層壓色面板  8樓至9樓: 浴室1及浴室3: 夾層膠板 浴室2、浴室4及浴室5: 無提供  10樓: 浴室1、浴室2、浴室3及浴室4: 木材面板 浴室5: 手掃漆	地下: 浴室1及浴室2: 暗門鼓及門鎖連拉手  1樓至3樓、5樓至6樓及7樓A單位: 門擋及門鎖連拉手  7樓B單位: 浴室1: 門擋、暗門鼓及門鎖連拉手 浴室2及浴室4: 趟門系統及門鎖連拉手  8樓至9樓: 浴室1及浴室3: 門鎖連拉手 浴室2、浴室4及浴室5: 無提供  10樓: 浴室1、浴室2及浴室3: 暗門鼓、門擋及門鎖連拉手 浴室4: 趟門系統及門鎖連拉手 浴室5: 暗門鼓及門鎖連拉手
	沐浴間門	10樓: 實心木門	10樓: 夾層膠板及手掃漆	10樓: 暗門鼓及門鎖連拉手
	工作間門	1樓至3樓及5樓至7樓A單位: 實心木門  8樓至9樓: 無提供  10樓: 實心木門	1樓至3樓及5樓至7樓A單位: 木材面板  8樓至9樓: 無提供  10樓: 手掃漆	1樓至3樓及5樓至7樓A單位: 門擋、暗門鼓及門鎖連拉手  8樓至9樓: 無提供  10樓: 暗門鼓及門鎖連拉手
	工作間旁封閉區域的門	10樓: 實心木門	10樓: 手掃漆	10樓: 暗門鼓、門擋及門鎖連拉手



# 23 FITTINGS, FINISHES AND APPLIANCES

## 裝置、裝修物料及設備

### 3. Interior fittings

Item	Description	Material	Finishes	Accessories
(a) Doors	Store Room Door	For G/F: Store Room 1: Metal door Store Room 3: Solid core timber and metal trim For Unit A on 1/F-3/F and 6/F-7/F: Solid core timber door For Unit A on 5/F: Solid core timber sliding door For Unit B on 5/F: Solid core timber door For 10/F: Store Room: Metal frame glass door Store Room 1 and Store Room 2: Solid core timber door	For G/F: Store Room 1: Metal frame and timber veneer Store Room 3: Timber veneer and wallpaper For Unit A on 1/F-3/F and 6/F-7/F: Timber veneer For Unit A on 5/F: Timber veneer For Unit B on 5/F: Timber veneer For 10/F: Store Room: Stainless steel and glass Store Room 1 and Store Room 2: Brushing lacquer	For G/F: Store Room 1: Door closer and lockset with handle Store Room 3: Swing door For Unit A on 1/F-3/F and 6/F-7/F: Door stopper and lockset with handle For Unit A on 5/F: Sliding door system and lockset with handle For Unit B on 5/F: Door stopper and lockset with handle For 10/F: Store Room: Folding door system Store Room 1 and Store Room 2: Concealed door closer, door stopper and lockset with handle
	Powder Room Door	For G/F: Solid core timber door For 1/F-3/F and 5/F-7/F: Solid core timber door For 8/F-10/F: Solid core timber sliding door	For G/F: Timber veneer For 1/F-3/F, 5/F-6/F and Unit A on 7/F: Timber veneer For Unit B on 7/F: Timber veneer and timber laminate For 8/F-10/F: Timber veneer	For G/F: Lockset with handle and concealed door closer For 1/F-3/F, 5/F-6/F and Unit A on 7/F: Door stopper and lockset with handle For Unit B on 7/F: Door stopper, lockset with handle and concealed door closer For 8/F-10/F: Sliding door system and lockset with handle
	Lavatory Door	For G/F: Metal sliding door	For G/F: Metal	For G/F: Lockset with handle
	Cloak Room Door	For 10/F: Solid core timber door	For 10/F: Timber veneer	For 10/F: Concealed door closer and lockset with handle
	Study Room Door	For 8/F-10/F: Not provided	For 8/F-10/F: Not provided	For 8/F-10/F: Not provided
	Closet Door	For G/F: Solid core timber door For Unit A on 5/F, Unit B on 1/F-3/F and 6/F: Solid core timber door For Unit B on 7/F: Solid core timber door For 8/F-9/F: Not provided	For G/F: Timber veneer For Unit A on 5/F, Unit B on 1/F-3/F and 6/F: Timber veneer For Unit B on 7/F: Timber veneer and timber laminate For 8/F-9/F: Not provided	For G/F: Door stopper, door seal, concealed door closer and lockset with handle For Unit A on 5/F, Unit B on 1/F-3/F and 6/F: Door stopper and lockset with handle For Unit B on 7/F: Door stopper, lockset with handle and concealed door closer For 8/F-9/F: Not provided

### 3. 室內裝置

細項	描述	用料	裝修物料	配件
(a) 門	儲物室門	地下: 儲物室1: 金屬 儲物室3: 實心木門及金屬包角  1樓至3樓及6樓至7樓A單位: 實心木門  5樓A單位: 實心木趟門  5樓B單位: 實心木門  10樓: 儲物室: 金屬框玻璃門 儲物室1及儲物室2: 實心木門	地下: 儲物室1: 金屬及木材面板 儲物室3: 木材面板及牆紙  1樓至3樓及6樓至7樓A單位: 木材面板  5樓A單位: 木材面板  5樓B單位: 木材面板  10樓: 儲物室: 不銹鋼及玻璃 儲物室1及儲物室2: 手掃漆	地下: 儲物室1: 門鼓及門鎖連拉手 儲物室3: 趟門系統  1樓至3樓及6樓至7樓A單位: 門擋及門鎖連拉手  5樓A單位: 趟門系統及門鎖連拉手  5樓B單位: 門擋及門鎖連拉手  10樓: 儲物室: 趟摺門系統 儲物室1及儲物室2: 暗門鼓、門擋及門鎖連拉手
	化妝間門	地下: 實心木門  1樓至3樓及5樓至7樓: 實心木門  8樓至10樓: 空心木趟門	地下: 木材面板  1樓至3樓、5樓至6樓及7樓A單位: 木材面板  7樓B單位: 木材面板及木材層壓色面板  8樓至10樓: 木材面板	地下: 門鎖連拉手及暗門鼓  1樓至3樓、5樓至6樓及7樓A單位: 門擋及門鎖連拉手  7樓B單位: 門擋、門鎖連拉手及暗門鼓  8樓至10樓: 趟門系統及門鎖連拉手
	洗手間門	地下: 金屬趟門	地下: 金屬	地下: 門鎖連拉手
	寄物間門	10樓: 實心木門	10樓: 木材面板	10樓: 暗門鼓及門鎖連拉手
	書房門	8樓至10樓: 無提供	8樓至10樓: 無提供	8樓至10樓: 無提供
	衣帽間門	地下: 實心木門  5樓A單位、1樓至3樓及6樓B單位: 實心木門  7樓B單位: 實心木門  8樓至9樓: 無提供	地下: 木材面板  5樓A單位、1樓至3樓及6樓B單位: 木材面板  7樓B單位: 木材面板及木材層壓色面板  8樓至9樓: 無提供	地下: 門擋、封門條、暗門鼓及門鎖連拉手  5樓A單位、1樓至3樓及6樓B單位: 門擋及門鎖連拉手  7樓B單位: 門擋、門鎖連拉手及暗門鼓  8樓至9樓: 無提供



# 23 FITTINGS, FINISHES AND APPLIANCES

## 裝置、裝修物料及設備



### 3. Interior fittings

Item	Description	Material	Finishes	Accessories
(a) Doors	Corridor Door next to Store Room	For 10/F: Solid timber sliding door	For 10/F: Wall paper	For 10/F: Sliding door system and handle
	Reading Room Door	For G/F: Aluminium framed glass door	For G/F: Fluorocarbon coating	For G/F: Lockset with handle
	Refuse Storage and Material Recovery Room Door	For 8/F-10/F: Fire rated solid core timber door	For 8/F-10/F: Plastic laminate	For 8/F-10/F: Lockset with handle
	Air Handling Unit Room Door	For 8/F-9/F: Fire rated solid core timber door	For 8/F-9/F: Plastic laminate	For 8/F-9/F: Door closer and lockset with handle
	Air Handling Unit Room (1) Door	For Unit B on 1/F-3/F and 5/F-7/F: Fire rated solid core timber door	For Unit B on 1/F-3/F and 5/F-7/F: Plastic laminate	For Unit B on 1/F-3/F and 5/F-7/F: Door closer and lockset with handle
	Air Handling Unit Room (2) Door	For Unit A on 1/F-3/F and 5/F-7/F: Fire rated solid core timber door	For Unit A on 1/F-3/F and 5/F-7/F: Plastic laminate	For Unit A on 1/F-3/F and 5/F-7/F: Door closer and lockset with handle
	Air Handling Unit Room Protected Lobby to Staircase Door	For 8/F-9/F: Fire rated solid core timber door	For 8/F-9/F: Plastic laminate	For 8/F-9/F: Door closer and lockset with handle
	Air Handling Unit Room (1) Protected Lobby to Staircase Door	For Unit B on 1/F-3/F and 5/F-7/F: Fire rated solid core timber door	For Unit B on 1/F-3/F and 5/F-7/F: Plastic laminate	For Unit B on 1/F-3/F and 5/F-7/F: Door closer and lockset with handle
	Balcony and Flat Roof Door	Balcony and Flat Roof for G/F, 1/F-3/F and 5/F-9/F: Bi-folding aluminium framed glass door  Flat Roof (French door) for 8/F and 10/F: Aluminium framed glass door	Balcony and Flat Roof for G/F, 1/F-3/F and 5/F-9/F: Fluorocarbon coating  Flat Roof (French door) for 8/F and 10/F: Fluorocarbon coating and glass	Balcony and Flat Roof for G/F, 1/F-3/F and 5/F-9/F: Lockset  Flat Roof (French door) for 8/F and 10/F: Lockset
	Door (Kitchen to area outside Utility Room)	For Unit A on 1/F-3/F and 5/F-7/F: Solid core timber sliding door	For Unit A on 1/F-3/F and 5/F-7/F: Timber veneer and metal	For Unit A on 1/F-3/F and 5/F-7/F: Sliding door system and lockset with handle
	Private Flat Roof Door (on Roof)	For Roof Floor: Aluminium glass door	For Roof Floor: Fluorocarbon coating and glass	For Roof Floor: Lockset with handle
	Door (Closet to outdoor space)	For G/F: Aluminium framed glass door	For G/F: Fluorocarbon coating	For G/F: Lockset with handle
	Door (to Lobby)	For G/F: Fire rated solid core timber door	For G/F: Timber veneer	For G/F: Door closer and lockset with handle

### 3. 室內裝置

細項	描述	用料	裝修物料	配件
(a) 門	儲物室旁走廊門	10樓：實心木趟門	10樓：牆紙	10樓：趟門系統及拉手
	閱讀室門	地下：鋁框玻璃門	地下：氟化炭噴塗層	地下：門鎖連拉手
	垃圾及物料回收室門	8樓至10樓：防火實心木門	8樓至10樓：夾層膠板	8樓至10樓：門鎖連拉手
	風櫃房門	8樓至9樓：防火實心木門	8樓至9樓：夾層膠板	8樓至9樓：門鼓及門鎖連拉手
	風櫃房 (1) 門	1樓至3樓及5樓至7樓B單位：防火實心木門	1樓至3樓及5樓至7樓B單位：夾層膠板	1樓至3樓及5樓至7樓B單位：門鼓及門鎖連拉手
	風櫃房 (2) 門	1樓至3樓及5樓至7樓A單位：防火實心木門	1樓至3樓及5樓至7樓A單位：夾層膠板	1樓至3樓及5樓至7樓A單位：門鼓及門鎖連拉手
	風櫃房防護廊往樓梯門	8樓至9樓：防火實心木門	8樓至9樓：夾層膠板	8樓至9樓：門鼓及門鎖連拉手
	風櫃房 (1) 防護廊往樓梯門	1樓至3樓及5樓至7樓B單位：防火實心木門	1樓至3樓及5樓至7樓B單位：夾層膠板	1樓至3樓及5樓至7樓B單位：門鼓及門鎖連拉手
	露台及平台門	地下、1樓至3樓及5樓至9樓露台及平台門：鋁框玻璃折疊門  8樓及10樓平台門（法式門）：鋁框玻璃門	地下、1樓至3樓及5樓至9樓露台及平台門：氟化炭噴塗層  8樓及10樓平台門（法式門）：氟化炭噴塗層及玻璃	地下、1樓至3樓及5樓至9樓露台及平台門：門鎖  8樓及10樓平台門（法式門）：門鎖
	門（廚房到工作間外的區域）	1樓至3樓及5樓至7樓A單位：實心木趟門	1樓至3樓及5樓至7樓A單位：木材面板及金屬	1樓至3樓及5樓至7樓A單位：趟門系統及門鎖連拉手
	私人平台門（於天台）	天台：鋁框玻璃門	天台：氟化炭噴塗層及玻璃	天台：門鎖連拉手
	門（衣帽間往戶外空間）	地下：鋁框玻璃門	地下：氟化炭噴塗層	地下：門鎖連拉手
	門（往大堂）	地下：防火實心木門	地下：木材面板	地下：門鼓及門鎖連拉手

# 23 FITTINGS, FINISHES AND APPLIANCES

## 裝置、裝修物料及設備



### 3. Interior fittings

Item	Description		Type	Material
(b) Bathroom	(i) Type and material of fittings and equipment	Cabinet	Basin Countertop	For G/F, 1/F-3/F, 5/F-6/F and Unit A on 7/F: Natural stone For Unit B on 7/F: Master Bathroom, Bathroom 1 and Bathroom 2: Natural stone Bathroom 4: Not provided For 8/F-9/F: Not provided For 10/F: Master Bathroom, Bathroom 1, Bathroom 2, Bathroom 3 and Bathroom 4: Natural stone Bathroom 5: Solid surfaces
			Basin Cabinet	For G/F: Wooden cabinet with wood veneer and natural stone For 1/F-3/F, 5/F-6/F and Unit A on 7/F: Wooden cabinet with vinyl fabric, wood veneer, metal finishes and metal handle For Unit B on 7/F: Master Bathroom: Wooden cabinet with laminate, metal, recessed handle and natural stone Bathroom 1 and Bathroom 2: Wooden cabinet with laminate, metal, lacquer and recessed handle Bathroom 4: Not provided For 8/F-9/F: Not provided For 10/F: Master Bathroom: Natural stone Bathroom 1, Bathroom 2 and Bathroom 3: Wooden cabinet with timber veneer, natural stone and metal handle Bathroom 4: Natural stone and metal Bathroom 5: Not provided
			Mirror Cabinet	For G/F, 1/F-3/F, 5/F-6/F and Unit A on 7/F: Wooden cabinet with metal frame, mirror and glass shelves For Unit B on 7/F and 8/F-9/F: Not provided For 10/F: Master Bathroom, Bathroom 1, Bathroom 2, Bathroom 3, Bathroom 4 and Bathroom 5: Mirror with metal frame
			Bathroom fittings	Wash Basin For G/F, 1/F-3/F, 5/F-6/F, Unit A on 7/F and 8/F-9/F: Vitreous china For Unit B on 7/F: Master Bathroom: Metal Bathroom 1, Bathroom 2 and Bathroom 4: Vitreous china For 10/F: Master Bathroom, Bathroom 2 and Bathroom 4: Natural stone Bathroom 1, Bathroom 3 and Bathroom 5: Vitreous china
		Water Closet	Vitreous China	

### 3. 室內裝置

細項	描述		類型	用料
(b) 浴室	(i) 裝置及設備的類型及用料	櫃	臉盆檯面	地下、1樓至3樓、5樓至6樓及7樓A單位：天然石 7樓B單位： 主人浴室、浴室1及浴室2：天然石 浴室4：無提供 8樓至9樓：無提供 10樓： 主人浴室、浴室1、浴室2、浴室3、及浴室4：天然石 浴室5：實體面材
			臉盆櫃	地下：木製櫃配木皮及天然石 1樓至3樓、5樓至6樓及7樓A單位：木製櫃配乙烯基面料、木皮、金屬飾面及金屬拉手 7樓B單位： 主人浴室：木製櫃配層壓色面板、金屬、暗拉手及天然石材 浴室1及浴室2：木製櫃配層壓色面板、金屬、漆及暗拉手 浴室4：無提供 8樓至9樓：無提供 10樓： 主人浴室：天然石 浴室1、浴室2及浴室3：木製櫃配木材面板、天然石及金屬拉手 浴室4：天然石及金屬 浴室5：無提供
			鏡櫃	地下、1樓至3樓、5樓至6樓及7樓A單位：木製櫃配、金屬框、鏡及玻璃層板 7樓B單位及8樓至9樓：無提供 10樓： 主人浴室、浴室1、浴室2、浴室3、浴室4及浴室5：金屬框及鏡
			潔具	臉盆 地下、1樓至3樓、5樓至6樓、7樓A單位及8樓至9樓：陶瓷 7樓B單位： 主人浴室：金屬 浴室1、浴室2及浴室4：陶瓷 10樓： 主人浴室、浴室2及浴室4：天然石 浴室1、浴室3及浴室5：陶瓷
			坐廁	陶瓷

# 23 FITTINGS, FINISHES AND APPLIANCES

## 裝置、裝修物料及設備



### 3. Interior fittings

Item	Description		Type	Material
(b) Bathroom	(i) Type and material of fittings and equipment	Bathroom fittings	Washlet	For G/F: Composition material For 1/F-3/F, 5/F-6/F, Unit A on 7/F and 8/F-9/F: Not provided For Unit B on 7/F: Master Bathroom, Bathroom 1 and Bathroom 2: Composition material Bathroom 4: Not provided For 10/F: Plastic
			Mixer	For 1/F-3/F, 5/F-6/F and Unit A on 7/F: Chrome plated For Unit B on 7/F: Master Bathroom, Bathroom 1 and Bathroom 2: Platinum plated Bathroom 4: Chrome plated For G/F and 8/F-10/F: Metal
			Towel Rack	For 1/F-3/F, 5/F-6/F and Unit A on 7/F: Metal For G/F, Unit B on 7/F and 8/F-9/F: Not provided For 10/F: Metal
			Paper Holder	For G/F: Matt platinum and chrome plated For 1/F-3/F, 5/F-6/F and Unit A on 7/F: Chrome plated For Unit B on 7/F: Master Bathroom, Bathroom 1 and Bathroom 2: Stainless steel Bathroom 4: Chrome plated For 8/F-9/F: Not provided For 10/F: Metal
			Hook	For G/F: Matt platinum and chrome plated For 1/F-3/F, 5/F-6/F and Unit A on 7/F: Chrome plated For Unit B on 7/F: Master Bathroom, Bathroom 1 and Bathroom 2: Stainless steel Bathroom 4: Chrome plated For 8/F-9/F: Not provided For 10/F: Metal
			Bathroom appliances	For the appliances brand name and model number, please refer to the "Appliances Schedule"
	(ii) Type and material of water supply		See "Water Supply" below for type and material of water supply system	

### 3. 室內裝置

細項	描述		類型	用料
(b) 浴室	(i) 裝置及設備的類型及用料	潔具	洗淨便座	地下：合成物料 1樓至3樓、5樓至6樓、7樓A單位及8樓至9樓：無提供 7樓B單位：主人浴室、浴室1及浴室2：合成物料 浴室4：無提供 10樓：塑膠
			水龍頭	1樓至3樓、5樓至6樓及7樓A單位：鍍鉻 7樓B單位：主人浴室、浴室1及浴室2：鍍鉻 浴室4：鍍鉻 地下及8樓至10樓：金屬
			毛巾架	1樓至3樓、5樓至6樓及7樓A單位：金屬 地下、7樓B單位及8樓至9樓：無提供 10樓：金屬
			廁紙架	地下：鍍鉻及鍍鉻 1樓至3樓、5樓至6樓及7樓A單位：鍍鉻 7樓B單位：主人浴室、浴室1及浴室2：不銹鋼 浴室4：鍍鉻 8樓至9樓：無提供 10樓：金屬
			掛勾	地下：鍍鉻及鍍鉻 1樓至3樓、5樓至6樓及7樓A單位：鍍鉻 7樓B單位：主人浴室、浴室1及浴室2：不銹鋼 浴室4：鍍鉻 8樓至9樓：無提供 10樓：金屬
			扶手	地下：鍍鉻及鍍鉻 1樓至3樓、5樓至6樓、7樓A單位及8樓至10樓：無提供 7樓B單位：主人浴室：不銹鋼 浴室1、浴室2及浴室4：無提供
		浴室設備	有關設備之品牌名稱及產品型號，請參閱「設備說明表」	
	(ii) 供水系統的類型及用料		供水系統的類型及用料見下文「供水」一欄	

# 23 FITTINGS, FINISHES AND APPLIANCES

## 裝置、裝修物料及設備



### 3. Interior fittings

Item	Description		Type	Material
(b) Bathroom	(iii) Type and material of bathing facilities (including shower or bath tub, if applicable)	Bathing facilities	Bathtub	For G/F: Vitreous china For 1/F-3/F, 5/F-6/F and Unit A on 7/F: Acrylic For Unit B on 7/F: Timber For 8/F-9/F: Not provided For 10/F: Master Bathroom: Reclaimed marble Bathroom 2: Acrylic
			Shower cubicle	For G/F: Fluted glass door with metal frame and handle For 1/F-3/F, 5/F-6/F and Unit A on 7/F: Tempered glass door with metal frame and handle For Unit B on 7/F: Bathroom 1 and Bathroom 2: Tempered glass with metal frame and handle Bathroom 4: Tempered glass with handle For 8/F-9/F: Not provided For 10/F: Natural stone, plastered and emulsion paint on exposed surfaces
			Shower set	For G/F: Master Bathroom, Bathroom and Bathroom 2: Matt dark platinum For 1/F-3/F, 5/F-6/F and Unit A on 7/F: Chrome plated For Unit B of 7/F: Master Bathroom, Bathroom 1 and Bathroom 2: Platinum plated Bathroom 4: Chrome plated For 8/F-10/F: Metal
	(iv) Size of bath tub (if applicable)			For G/F: Master Bathroom: 1680mm(L) x 800mm(W) x 500mm(D) Bathroom 1: 1650mm(L) x 750mm(W) x 450mm(D) Bathroom 2: 1700mm(L) x 750mm(W) x 440mm(D) For 1/F-3/F, 5/F-6/F and Unit A on 7/F: 1700mm(L) x 750mm(W) x 440mm(D) For Master Bathroom of Unit B on 7/F: 1350mm(L) x 1250mm(W) x 540mm(D) For 8/F-9/F: Not provided For 10/F: Master Bathroom: 1800mm(L) x 900mm(W) x 570mm(D) Bathroom 2: 1700mm(L) x 750mm(W) x 440mm(D)

### 3. 室內裝置

細項	描述		類型	用料
(b) 浴室	(iii) 沐浴設施 (包括花灑或浴缸、如適用)	沐浴設施	浴缸	地下：陶瓷 1樓至3樓、5樓至6樓及7樓A單位：丙烯酸樹脂 7樓B單位：木 8樓至9樓：無提供 10樓： 主人浴室：再生大理石 浴室2：丙烯酸樹脂
			淋浴間	地下： 特色玻璃配金屬框及拉手 1樓至3樓、5樓至6樓及7樓A單位：強化玻璃門配金屬框及拉手 7樓B單位： 浴室1及浴室2：強化玻璃配金屬框及拉手 浴室4：強化玻璃連拉手 8樓至9樓：無提供 10樓：外露部份鋪砌天然石材及乳膠漆
			花灑套裝	地下： 主人浴室、浴室1及浴室2：鍍鉻 1樓至3樓、5樓至6樓及7樓A單位：鍍鉻 7樓B單位： 主人浴室、浴室1及浴室2：鍍鉻 浴室4：鍍鉻 8樓至10樓：金屬
	(iv) 浴缸大小 (如適用的話)			地下： 主人浴室：1680毫米(長) x 800毫米(闊) x 500毫米(深) 浴室1：1650毫米(長) x 750毫米(闊) x 450毫米(深) 浴室2：1700毫米(長) x 750毫米(闊) x 440毫米(深) 1樓至3樓、5樓至6樓及7樓A單位： 1700毫米(長) x 750毫米(闊) x 440毫米(深) 7樓B單位主人浴室： 1350毫米(長) x 1250毫米(闊) x 540毫米(深) 8樓至9樓：無提供 10樓： 主人浴室：1800毫米(長) x 900毫米(闊) x 570毫米(深) 浴室2：1700毫米(長) x 750毫米(闊) x 440毫米(深)



# 23 FITTINGS, FINISHES AND APPLIANCES

## 裝置、裝修物料及設備



### 3. Interior fittings

Item	Description	Material	Finishes
(c) Kitchen	(i) Sink unit	Stainless steel	
	(ii) Water supply system	See "Water Supply" below for material of water supply system	
	(iii) Kitchen cabinet	Wooden cabinet	For G/F, 1/F-3/F, 5/F-6/F and Unit A on 7/F: Wooden and glass with metal frame door panel and metal handle For Unit B on 7/F: Timber veneer, stainless steel backing, glass with metal frame door panel, stainless steel door panel and metal handle For 8/F-9/F: Not provided For 10/F: Timber veneer, wooden door panel, metal handle and stone counter top
	(iv) Type of all other fittings and equipment	Hot and cold water mixer For appliance provisions, please refer to the "Appliances Schedule"	
		Type	Material
(d) Bedroom	Type and material of fittings (including built-in wardrobe)	Built-in wardrobe	For G/F: Timber veneer, metal frame and wallpaper For 1/F-3/F, 5/F-6/F, Unit A on 7/F and 8/F-9/F: Not provided For Unit B on 7/F: Master Bedroom: Timber veneer, fabric, glass, metal frame and handle Bedroom 1: Melamine, fabric and metal frame Bedroom 2: Timber veneer, lacquer finish and handle Bedroom 3: Not provided For 10/F: Bedroom 1, Bedroom 2, Bedroom 3 and Bedroom 4: Timber veneer, metal and metal handle
(e) Telephone	Location and number of connection points	Please refer to the "Schedule of Mechanical & Electrical Provisions of Residential Units"	
(f) Aerials	Location and number of connection points	Please refer to the "Schedule of Mechanical & Electrical Provisions of Residential Units"	
(g) Electrical Installations	(i) Electrical fittings (including safety devices)	Faceplate for all switches and power sockets Three phase electricity supply with miniature circuit breaker distribution board	
	(ii) Whether conduits are concealed or exposed	Conduits are partly concealed and partly exposed. Other than those parts of the conduits concealed within concrete, the rest of them are exposed. The exposed conduits may be covered or hidden by false ceilings, bulkheads, cabinets, claddings, non-concrete partition walls, designated pipe ducts or other materials.	
	(iii) Location and number of power points and air-conditioner points	Please refer to the "Schedule of Mechanical & Electrical Provisions of Residential Units"	

### 3. 室內裝置

細項	描述	用料	裝修物料
(c) 廚房	(i) 洗滌盆	不銹鋼	
	(ii) 供水系統	供水系統的用料見下文「供水」一欄	
	(iii) 廚櫃	木製櫃	地下、1樓至3樓、5樓至6樓及7樓A單位：木及玻璃連金屬框門面板金屬拉手 7樓B單位：木材面板、不銹鋼背、玻璃連金屬框門面板、不銹鋼門面板及金屬拉手 8樓至9樓：無提供 10樓：木材面板、金屬拉手及天然石枱面
	(iv) 所有其他裝置及設備的類型	冷熱水龍頭 所供應之設備，請參閱「設備說明表」	
		類型	用料
(d) 睡房	裝置（包括嵌入式衣櫃）的類型及用料	嵌入式衣櫃	地下：木材面板、金屬框及牆紙 1樓至3樓、5樓至6樓、7樓A單位及8樓至9樓：無提供 7樓B單位： 主人睡房：木材面板、布料、玻璃、金屬框架及拉手 睡房1：木紋飾面、布料及金屬框架 睡房2：木材面板、焗漆飾面及拉手 睡房3：無提供 10樓： 睡房1、睡房2、睡房3及睡房4：木材面板、金屬及金屬拉手
(e) 電話	接駁點的位置及數目	請參閱「住宅單位機電裝置數量說明表」	
(f) 天線	接駁點的位置及數目	請參閱「住宅單位機電裝置數量說明表」	
(g) 電力裝置	(i) 供電附件（包括安全裝置）	提供電掣及電插座之面板 三相電力配電箱並裝妥微型斷路器	
	(ii) 導管是隱藏或外露	導管是部分隱藏及部分外露，除部分隱藏於混凝土內之導管外，其他部分的導管均為外露。 外露的導管可能被假天花、假陣、貯存櫃、覆蓋層板、非混凝土間牆、指定之管道槽或其他物料遮蓋或隱藏。	
	(iii) 電插座及空調機接駁點的位置及數目	請參閱「住宅單位機電裝置數量說明表」	

# 23 FITTINGS, FINISHES AND APPLIANCES

## 裝置、裝修物料及設備



### 3. Interior fittings

Item	Description	
(h) Gas Supply	Type	Towngas
	System	For G/F, 1/F-3/F and 5/F-7/F: Towngas supply pipes are connected to gas cooker.  For 8/F-9/F: Towngas supply point is provided at Kitchen.  For 10/F: Towngas supply pipe is connected to gas water heater at roof and Towngas supply point is provided at Kitchen.
	Location	Inside Kitchen
(i) Washing Machine Connection Point	Location	For Unit A on G/F, 1/F-3/F and 5/F-9/F and Unit B on 7/F: Kitchen  For Unit B on 1/F-3/F and 5/F-6/F: Enclosed Area inside Closet  For 10/F: Utility Room
	Design	Water supply point of a design of 15mm diameter and drainage point of a design of 40mm in diameter
(j) Water Supply	(i) Material of water pipes	Copper pipes are used for hot and cold water supply.  UPVC pipes are used for flush water supply.
	(ii) Whether water pipes are concealed or exposed	Water pipes are partly concealed and partly exposed.  Other than those parts of water pipes concealed within concrete, the rest of the water pipes are exposed. The exposed water pipes may be covered or hidden by false ceilings, bulkheads, cabinets, claddings, non-concrete partition walls, designated pipe ducts or other materials.
	(iii) Whether hot water is available	Hot water is available.

### 3. 室內裝置

細項	描述	
(h) 氣體供應	類型	煤氣供應
	系統	地下、1樓至3樓及5樓至7樓：提供煤氣氣喉位接駁至煤氣煮食爐。  8樓至9樓：廚房內提供煤氣接駁點。  10樓：提供煤氣氣喉位接駁至天台煤氣熱水爐及廚房內提供煤氣接駁點。
	位置	廚房內
(i) 洗衣機接駁點	位置	地下、1樓至3樓、5樓至9樓的A單位及7樓B單位：廚房  1樓至3樓及5樓至6樓B單位：衣帽間內封閉區域  10樓：工作間
	設計	來水接駁喉位（其設計為直徑15毫米）及去水接駁喉位（其設計為直徑40毫米）
(j) 供水	(i) 水管的用料	熱水及冷水喉採用銅喉管。  沖廁供水系統採用膠喉管。
	(ii) 水管是隱藏或外露	水管是部分隱藏部分外露。  除部分隱藏於混凝土內之水管外，其他部分的水管均為外露。外露的水管可能被假天花、假陣、貯存櫃、覆蓋層板、非混凝土間隔牆、指定之管道槽或其他物料遮蓋或隱藏。
	(iii) 有否熱水供應	有熱水供應。

# 23 FITTINGS, FINISHES AND APPLIANCES

## 裝置、裝修物料及設備



### 4. Miscellaneous

Item		Description		
(a) Lifts	Private lift (applicable to Unit A on 10/F)	(i) Brand name and model number	Brand name	Kleemann
			Model number	Maison T Basic
		(ii) Number and floors served by them	Number of lifts	1
			Floors served by the lift	10/F to Roof
	Residential lift	(i) Brand name and model number	Brand name	Schindler
			Model number	5500
(ii) Number and floors served by them		Number of lifts	3	
		Floors served by the lift	B/F, G/F, 1/F-3/F and 5/F-10/F	
(b) Letter Box	Material	Metal and timber veneer		
(c) Refuse Collection	(i) Means of refuse collection	Collected by cleaners.		
	(ii) Location of refuse room	Refuse storage and material recovery room are provided on each residential floor. Refuse will be collected by cleaner and handled at refuse storage and material recovery chamber at B/F.		
		<b>Water meter</b>	<b>Electricity meter</b>	<b>Gas meter</b>
(d) Water meter, electricity meter and gas meter	Location	Water meter for each Unit inside water meter cabinet on each floor  Except the following units:- Unit A on G/F is located inside water meter cabinet on 1/F; Unit A on 7/F and Unit A on 9/F are located inside water meter cabinet on 8/F and Unit B on 7/F is located inside water meter cabinet on 6/F	Electrical meter for each Unit inside electrical meter cabinet on each floor	Gas meter for each Unit inside gas meter cabinet on each floor  For 10/F, gas meter is located at R/F pipe duct
	Whether they are separate or communal meters for residential properties	Separate meter	Separate meter	Separate meter

### 4. 雜項

細項		描述		
(a) 升降機	私人升降機 (只適用於10樓A室)	(i) 品牌名稱及產品型號	品牌名稱	科萊曼
			產品型號	Maison T Basic
		(ii) 升降機的數目及到達的樓層	升降機的數目	1
			到達的樓層	10樓至天台
	住宅升降機	(i) 品牌名稱及產品型號	品牌名稱	迅達
			產品型號	5500
(ii) 升降機的數目及到達的樓層		升降機的數目	3	
		到達的樓層	地庫、地下、1樓至3樓及5樓至10樓	
(b) 信箱	用料	金屬及木材面板		
(c) 垃圾收集	(i) 垃圾收集方法	由清潔工人收集。		
	(ii) 垃圾房位置	垃圾儲存及物料回收室設於每層住宅層。由清潔工人收集垃圾並於地庫之垃圾儲存及物料回收房處理。		
		<b>水錶</b>	<b>電錶</b>	<b>氣體錶</b>
(d) 水錶、電錶及氣體錶	位置	各單位水錶設於各樓層之水錶櫃內  以下單位除外：- 地下A單位設於1樓水錶櫃內；7樓A單位及9樓A單位設於8樓水錶櫃內及7樓B單位設於6樓水錶櫃內	各單位電錶設於各樓層之電錶櫃內	各單位氣體錶設於各樓層之氣體錶櫃內  10樓單位，氣體錶設於天台管槽內
	就住宅單位而言是獨立抑或公用的錶	獨立錶	獨立錶	獨立錶

The Vendor undertakes that if lifts or appliances of the specified brand name or model number are not installed in the Development, lifts or appliances of comparable quality will be installed.

賣方承諾如發展項目中沒有安裝指明的品牌名稱或產品型號的升降機或設備，便會安裝品質相若的升降機或設備。

# 23 FITTINGS, FINISHES AND APPLIANCES

## 裝置、裝修物料及設備



### 5. Security facilities

Item	Description		
Security Facilities	Security system and equipment (including details of built-in provisions and their locations)	Access control and security system	Smart card access control system is installed at metal gate, B/F and G/F lift lobby
		CCTV	CCTV cameras are installed at boundary fence wall of the Development, G/F lift lobby, car park and all lifts connecting to the G/F office accommodation for watchmen and caretaker
		Video door phone	Video door phone connected to the G/F office accommodation for watchmen and caretakers is installed in each residential flat

### 6. Appliances

Item	Description
Appliances	Please refer to the "Appliances Schedule" for brand names and model numbers of appliances provided.

### 5. 保安設施

細項	描述		
保安設施	保安系統及設施 (包括嵌入式裝置的細節及其位置)	入口通道控制及保安系統	金屬閘、地庫及地下升降機大堂裝有智能卡出入管制系統供住客出入
		閉路電視	發展項目邊界圍牆、住宅入口大堂、地下升降機大堂、停車場及所有升降機均裝有閉路電視連接位於地下的保安人員及管理員的辦公室
		視像對講機	各住宅單位均裝有視像對講機連接位於地下的保安人員及管理員的辦公室

### 6. 設備

細項	描述
設備	有關設備之品牌名稱及產品型號，請參閱「設備說明表」。

The Vendor undertakes that if lifts or appliances of the specified brand name or model number are not installed in the Development, lifts or appliances of comparable quality will be installed.

賣方承諾如發展項目中沒有安裝指明的品牌名稱或產品型號的升降機或設備，便會安裝品質相若的升降機或設備。



# 23 FITTINGS, FINISHES AND APPLIANCES

## 裝置、裝修物料及設備



### Appliances Schedule

#### 設備說明表

Location 位置	Appliances 設備	Brand Name 品牌名稱	Model Number 產品型號	G/F 地下	1/F-3/F & 6/F-7/F 1樓至3樓及6樓至7樓	1/F-3/F & 6/F 1樓至3樓及6樓	5/F 5樓		7/F 7樓	8/F 8樓	9/F 9樓	10/F 10樓
				A	A	B	A	B	B	A	A	A
Living Room & Dining Room 客廳及飯廳	Video Door Phone 視像對講機	Urmet	1717/31	-	✓	✓	✓	✓	-	✓	✓	-
			1717/33	✓	-	-	-	-	✓	-	-	-
	Microwave Oven 微波焗爐	GAGGENAU 嘉格納	BMP 225 110	-	✓	-	-	-	-	-	-	-
	Wine Cellar 酒櫃	SUB ZERO	ICBDEC 2450W	-	✓	-	-	-	-	-	-	-
	Fridge 雪櫃	VINTEC	VWS050SBA-X	-	-	-	-	-	-	-	-	✓
Store Room 儲物室	Microwave Oven 微波焗爐	GAGGENAU 嘉格納	BMP 225 110	-	-	-	✓	-	-	-	-	-
	Wine Cellar 酒櫃	SUB ZERO	ICBDEC 2450W	-	-	-	✓	-	-	-	-	-
		FOCUS	Not applicable 不適用	-	-	-	-	-	-	-	-	-
Kitchen 廚房	Cooker Hood 抽油煙機	GAGGENAU 嘉格納	AF 210 192	✓	✓	✓	✓	✓	✓	-	-	✓
	Electric Water Heater 電熱水爐	Stiebel Eltron 斯寶亞創	DHM6	✓	✓	✓	✓	✓	✓	✓	✓	✓
	Exhaust Fan 抽氣扇	Ostberg 奧斯博格	RK400x200C1	✓	✓	✓	✓	✓	✓	✓	✓	✓
	Gas Cooking Hob (Single Burner) 單頭氣體煮食爐	GAGGENAU 嘉格納	VG 231 320HK	✓	✓	✓	✓	✓	✓	-	-	✓
	Gas Cooking Hob (Double Burner) 雙頭氣體煮食爐		VG 232 320HK	✓	✓	✓	✓	✓	✓	-	-	✓
	Induction Hob (2 Cooking Zones) 雙頭電磁爐		VI 232 120	✓	✓	✓	✓	✓	✓	-	-	✓

The Vendor undertakes that if lifts or appliances of the specified brand name or model number are not installed in the Development, lifts or appliances of comparable quality will be installed.

#### Remarks:

- The symbol "✓" as shown in the above table denotes "Provided".
- The symbol "-" as shown in the above table denotes "Not Provided".

賣方承諾如發展項目中沒有安裝指明的品牌名稱或產品型號的升降機或設備，便會安裝品質相若的升降機或設備。

#### 備註：

- 上表符號 "✓" 表示「提供」。
- 上表 "-" 代表「不提供」。

# 23 FITTINGS, FINISHES AND APPLIANCES

## 裝置、裝修物料及設備



### Appliances Schedule

#### 設備說明表

Location 位置	Appliances 設備	Brand Name 品牌名稱	Model Number 產品型號	G/F 地下	1/F-3/F & 6/F-7/F 1樓至3樓及6樓至7樓	1/F-3/F & 6/F 1樓至3樓及6樓	5/F 5樓		7/F 7樓	8/F 8樓	9/F 9樓	10/F 10樓	
				A	A	B	A	B	B	A	A	A	
Kitchen 廚房	1-Burner Chinese Gas Stove System 單頭中式煤氣煮食爐	UNICO	Module A	-	-	-	-	-	-	-	-	✓	
	3-Burner Chinese Gas Stove System 三頭中式煤氣煮食爐		SQUARE 1	✓	✓	✓	✓	✓	✓	-	-	-	
	4-Burner Chinese Gas Stove System 四頭中式煤氣煮食爐		Module B	-	-	-	-	-	-	-	-	-	✓
	Exhaust Hood 抽油煙機		FH 1000	-	✓	✓	✓	✓	✓	-	-	-	-
			WHA 1000	✓	-	-	-	-	-	✓	-	-	-
			WH 1330	-	-	-	-	-	-	-	-	-	✓
	Wine Cellar 酒櫃	SUB ZERO	ICBIW-18	-	-	-	-	-	-	✓	-	-	-
			ICBIW-24	-	-	-	-	-	-	-	-	-	✓
			ICBDEC 2450W	-	-	✓	-	✓	-	-	-	-	-
			ICBDEC 1850W	✓	-	-	-	-	-	-	-	-	-
	Microwave Oven 微波焗爐	GAGGENAU 嘉格納	BMP 225 110	-	-	-	-	-	-	-	-	-	✓
			BMP 224 110	-	-	-	-	-	✓	-	-	-	-
	BM 450 110		✓	-	✓	✓	✓	-	-	-	-	-	
	Oven 焗爐		BO 471 112	-	✓	✓	✓	✓	✓	-	-	-	✓
			BO 470 112	-	-	-	-	-	-	✓	-	-	-
	Combi Steam Oven 蒸焗爐		EB 333 111	✓	-	-	-	-	-	-	-	-	-
			BS 470 112	✓	-	-	-	-	-	-	-	-	-
			BS 471 112	-	✓	✓	✓	✓	✓	✓	-	-	✓
	Warming Drawer 暖碟機		WS 461 110	✓	✓	✓	✓	✓	✓	-	-	-	✓
			WS 462 110	-	-	-	-	-	-	✓	-	-	-
	Vacuuming Drawer 抽真空機	DV 461 110	✓	✓	✓	✓	✓	✓	✓	-	-	✓	
	Freezer 冰箱	SUB ZERO	ICBDEC2450FI	✓	-	-	-	-	-	-	-	-	-
			ICBIC-24FI	-	✓	✓	✓	✓	✓	✓	-	-	✓
Refrigerator 雪櫃	ICBIC-36RID		-	-	-	-	-	-	✓	-	-	-	
	ICBIC-24R		-	✓	✓	✓	✓	✓	-	-	-	✓	
	ICBDEC3650RID		✓	-	-	-	-	-	-	-	-	-	

The Vendor undertakes that if lifts or appliances of the specified brand name or model number are not installed in the Development, lifts or appliances of comparable quality will be installed.

#### Remarks:

1. The symbol "✓" as shown in the above table denotes "Provided".
2. The symbol "-" as shown in the above table denotes "Not Provided".

賣方承諾如發展項目中沒有安裝指明的品牌名稱或產品型號的升降機或設備，便會安裝品質相若的升降機或設備。

#### 備註：

1. 上表符號"✓"表示「提供」。
2. 上表"-"代表「不提供」。

# 23 FITTINGS, FINISHES AND APPLIANCES

## 裝置、裝修物料及設備



### Appliances Schedule

#### 設備說明表

Location 位置	Appliances 設備	Brand Name 品牌名稱	Model Number 產品型號	G/F 地下	1/F-3/F & 6/F-7/F 1樓至3樓及6樓至7樓	1/F-3/F & 6/F 1樓至3樓及6樓	5/F 5樓		7/F 7樓	8/F 8樓	9/F 9樓	10/F 10樓
				A	A	B	A	B	B	A	A	A
Kitchen 廚房	Freezer 冰箱	GAGGENAU 嘉格納	RF 200 300	-	-	-	-	-	✓	-	-	✓
	Dish Washer 洗碗碟機		DF 210 100	-	✓	✓	✓	✓	-	-	-	-
			DF 480 100	✓	-	-	-	-	✓	-	-	-
			DF 264 100	-	-	-	-	-	-	-	-	✓
	Washer 洗衣機		WM 260 164	-	✓	-	✓	✓	-	-	-	-
Dryer 乾衣機	WT 260 110	-	✓	-	✓	✓	-	-	-	-		
Enclosed Area next to Utility Room 工作間旁封閉區域	Washer 洗衣機	GAGGENAU 嘉格納	WM 260 164	-	-	-	-	-	-	-	-	✓
	Dryer 乾衣機		WT 260 110	-	-	-	-	-	-	-	-	✓
Enclosed Area inside Kitchen 廚房內封閉區域	Washer 洗衣機	GAGGENAU 嘉格納	WM 260 164	✓	-	-	-	-	-	-	-	-
	Dryer 乾衣機		WT 260 110	✓	-	-	-	-	-	-	-	-
	Exhaust Fan 抽氣扇	Ostberg 奧斯博格	LPK125A1	✓	-	-	-	-	-	-	-	-
Enclosed Area inside Closet 衣帽間內封閉區域	Washer 洗衣機	GAGGENAU 嘉格納	WM 260 164	-	-	✓	-	-	-	-	-	-
	Dryer 乾衣機		WT 260 110	-	-	✓	-	-	-	-	-	-
Enclosed Area next to Kitchen 廚房旁封閉區域	Washer 洗衣機	GAGGENAU 嘉格納	WM 260 164	-	-	-	-	-	✓	-	-	-
	Dryer 乾衣機		WT 260 110	-	-	-	-	✓	-	-	-	
	Steam Closet 衣物護理機	LG	LG Styler	-	-	-	-	-	✓	-	-	-
	Video Door Phone 視像對講機	URMET	1717/31	-	-	-	-	-	-	-	-	✓

The Vendor undertakes that if lifts or appliances of the specified brand name or model number are not installed in the Development, lifts or appliances of comparable quality will be installed.

#### Remarks:

- The symbol "✓" as shown in the above table denotes "Provided".
- The symbol "-" as shown in the above table denotes "Not Provided".

賣方承諾如發展項目中沒有安裝指明的品牌名稱或產品型號的升降機或設備，便會安裝品質相若的升降機或設備。

#### 備註：

- 上表符號"✓"表示「提供」。
- 上表"-"代表「不提供」。

# 23 FITTINGS, FINISHES AND APPLIANCES

## 裝置、裝修物料及設備



### Appliances Schedule

#### 設備說明表

Location 位置	Appliances 設備	Brand Name 品牌名稱	Model Number 產品型號	G/F 地下	1/F-3/F & 5/F-7/F 1樓至3樓及5樓至7樓	1/F-3/F & 5/F-6/F 1樓至3樓及5樓至6樓	7/F 7樓	8/F 8樓	9/F 9樓	10/F 10樓
				A	A	B	B	A	A	A
Master Bathroom 主人浴室	Electric Water Heater 電熱水爐	Stiebel Eltron 斯寶亞創	DHB-E 27 LCD	✓	✓	✓	✓	✓	✓	✓
			DHM6	✓	✓	✓	✓	✓	✓	✓
	Exhaust Fan 抽氣扇	Ostberg 奧斯博格	LPK125B1 Plus	✓	✓	✓	✓	✓	✓	✓
Bathroom 1 浴室 1	Electric Water Heater 電熱水爐	Stiebel Eltron 斯寶亞創	DHB-E 18/21/24 LCD	✓	✓	✓	✓	✓	✓	✓
	Exhaust Fan 抽氣扇	Ostberg 奧斯博格	LPK125A1	✓	✓	✓	✓	✓	✓	✓
Bathroom 2 浴室 2	Electric Water Heater 電熱水爐	Stiebel Eltron 斯寶亞創	DHB-E 27 LCD	-	-	-	-	✓	✓	✓
			DHB-E 18/21/24 LCD	✓	✓	✓	✓	-	-	-
			DHM6	-	-	-	-	✓	✓	✓
	Exhaust Fan 抽氣扇	Ostberg 奧斯博格	LPK125B1 Plus	✓	✓	✓	✓	✓	✓	✓
Bathroom 3 浴室 3	Electric Water Heater 電熱水爐	Stiebel Eltron 斯寶亞創	DHB-E 18/21/24 LCD	-	✓	✓	-	✓	✓	✓
	Exhaust Fan 抽氣扇	Ostberg 奧斯博格	LPK125A1	-	✓	✓	-	✓	✓	✓
Bathroom 4 浴室 4	Electric Water Heater 電熱水爐	Stiebel Eltron 斯寶亞創	DHB-E 18/21/24 LCD	-	✓	✓	✓	✓	✓	✓
	Exhaust Fan 抽氣扇	Ostberg 奧斯博格	LPK125A1	-	✓	✓	✓	✓	✓	✓
Bathroom 5 浴室 5	Electric Water Heater 電熱水爐	Stiebel Eltron 斯寶亞創	DHB-E 18/21/24 LCD	-	-	-	-	✓	✓	✓
	Exhaust Fan 抽氣扇	Ostberg 奧斯博格	LPK125A1	-	-	-	-	✓	✓	✓

The Vendor undertakes that if lifts or appliances of the specified brand name or model number are not installed in the Development, lifts or appliances of comparable quality will be installed.

#### Remarks:

1. The symbol "✓" as shown in the above table denotes "Provided".
2. The symbol "-" as shown in the above table denotes "Not Provided".

賣方承諾如發展項目中沒有安裝指明的品牌名稱或產品型號的升降機或設備，便會安裝品質相若的升降機或設備。

#### 備註：

1. 上表符號"✓"表示「提供」。
2. 上表"-"代表「不提供」。



# 23 FITTINGS, FINISHES AND APPLIANCES

## 裝置、裝修物料及設備



### Appliances Schedule

#### 設備說明表

Location 位置	Appliances 設備	Brand Name 品牌名稱	Model Number 產品型號	G/F 地下	1/F-3/F & 5/F-7/F 1樓至3樓及5樓至7樓	1/F-3/F & 5/F-6/F 1樓至3樓及5樓至6樓	7/F 7樓	8/F 8樓	9/F 9樓	10/F 10樓
				A	A	B	B	A	A	A
Powder Room 化妝間	Electric Water Heater 電熱水爐	Stiebel Eltron 斯寶亞創	DHM6	-	✓	✓	✓	✓	✓	✓
	Exhaust Fan 抽氣扇	Ostberg 奧斯博格	LPK125A1	✓	-	-	-	-	-	-
			LPK125B1 Plus	-	✓	✓	✓	✓	✓	✓
Utility Room 工作間	Electric Water Heater 電熱水爐	Stiebel Eltron 斯寶亞創	DHM6	-	-	-	-	-	-	✓
	Induction Hob (3 Cooking Zones) 3頭電磁爐	SIEMENS 西門子	EH675LDC2E	-	-	-	-	-	-	✓
	Fridge 雪櫃		KG36NVI37K	-	-	-	-	-	-	✓
	Hood 抽油煙機		LI97SA531B	-	-	-	-	-	-	✓
	Washer 洗衣機		WG44A2UG HK	-	-	-	-	-	-	✓
	Dryer 乾衣機		WQ45G200 HK	-	-	-	-	-	-	✓
Lavatory 洗手間	Electric Water Heater 電熱水爐	Stiebel Eltron 斯寶亞創	DHB-E 18/21/24 LCD	✓	-	-	-	-	-	-
Shower 淋浴間	Electric Water Heater 電熱水爐	Stiebel Eltron 斯寶亞創	DHB-E 18/21/24 LCD	-	-	-	-	-	-	✓

The Vendor undertakes that if lifts or appliances of the specified brand name or model number are not installed in the Development, lifts or appliances of comparable quality will be installed.

#### Remarks:

- The symbol "✓" as shown in the above table denotes "Provided".
- The symbol "-" as shown in the above table denotes "Not Provided".

賣方承諾如發展項目中沒有安裝指明的品牌名稱或產品型號的升降機或設備，便會安裝品質相若的升降機或設備。

#### 備註：

- 上表符號"✓"表示「提供」。
- 上表"-"代表「不提供」。

# 23 FITTINGS, FINISHES AND APPLIANCES

## 裝置、裝修物料及設備



### Appliances Schedule - Air-conditioner

#### 設備說明表 - 空調機

Location 位置	Appliances 設備	Brand Name 品牌名稱	Model Number 產品型號	G/F 地下	1/F-3/F & 6/F 1樓至3樓及6樓		5/F 5樓		7/F 7樓		8/F 8樓	9/F 9樓	10/F 10樓	
				A	A	B	A	B	A	B	A	A	A	
Private Lift Lobby 私人升降機大堂	Variable Refrigerant Volume (VRV) Indoor Unit 可變冷媒流量空調機 (室內機)	Daikin 大金	FXDP71QPVC	-	-	-	-	-	-	-	✓	✓	-	
Living Room & Dining Room 客廳及飯廳			FXDP36QPVC	✓	-	-	-	-	-	✓	-	-	-	
			FXDP56QPVC	-	✓	-	✓	-	✓	-	-	-	-	
			FXDP71QPVC	✓	✓	✓	✓	✓	✓	✓	✓	✓	-	
Master Bedroom 主人睡房			FXDP56QPVC	-	-	-	✓	-	-	✓	-	-	-	✓
			FXDP36QPVC	-	-	-	-	-	-	-	-	-	-	✓
			FXDP28QPVC	-	-	-	✓	-	-	-	-	-	-	-
Master Bedroom & Closet 主人睡房及衣帽間			FXDP71QPVC	✓	-	-	-	-	-	-	-	-	-	-
			FXDP36QPVC	-	-	-	-	-	-	-	-	✓	✓	-
			FXDP56QPVC	-	✓	✓	-	✓	✓	-	✓	✓	-	
Master Bathroom 主人浴室			FXDP28QPVC	-	✓	✓	-	✓	✓	-	-	-	-	-
			FXDP36QPVC	-	-	-	-	-	-	✓	-	-	-	-
			FXDP56QPVC	-	✓	✓	-	✓	✓	-	✓	✓	✓	
Bedroom 1 睡房 1			FXDP28QPVC	-	-	-	-	-	-	✓	-	-	-	-
			FXDP36QPVC	-	✓	✓	✓	✓	✓	-	✓	✓	-	
			FXDP56QPVC	-	✓	✓	✓	✓	✓	✓	✓	✓	-	
Closet next to Master Bedroom 主人睡房旁衣帽間			FXDP71QPVC	✓	-	-	-	-	-	-	-	-	-	-
			FXDP28QPVC	-	-	-	-	-	-	✓	-	-	-	
Enclosed Area inside Master Bedroom 主人睡房內封閉區域			FXDP56QPVC	✓	-	-	-	-	-	-	-	-	-	
Corridor 走廊			FXDP71QPVC	-	-	-	-	-	-	-	-	-	-	✓
Powder Room 化妝間	FXDP36QPVC	-	-	-	-	-	-	-	-	-	-	✓		

The Vendor undertakes that if lifts or appliances of the specified brand name or model number are not installed in the Development, lifts or appliances of comparable quality will be installed.

#### Remarks:

1. The symbol "✓" as shown in the above table denotes "Provided".
2. The symbol "-" as shown in the above table denotes "Not Provided".

賣方承諾如發展項目中沒有安裝指明的品牌名稱或產品型號的升降機或設備，便會安裝品質相若的升降機或設備。

#### 備註：

1. 上表符號"✓"表示「提供」。
2. 上表"-"代表「不提供」。

# 23 FITTINGS, FINISHES AND APPLIANCES

## 裝置、裝修物料及設備



### Appliances Schedule - Air-conditioner

#### 設備說明表 - 空調機

Location 位置	Appliances 設備	Brand Name 品牌名稱	Model Number 產品型號	G/F 地下	1/F-3/F & 6/F 1樓至3樓及6樓		5/F 5樓		7/F 7樓		8/F 8樓	9/F 9樓	10/F 10樓	
				A	A	B	A	B	A	B	A	A	A	
Bedroom 2 睡房 2	Variable Refrigerant Volume (VRV) Indoor Unit 可變冷媒流量空調機 (室內機)	Daikin 大金	FXDP56QPVC	✓	-	-	-	-	-	-	-	-	✓	
Bedroom 2 & Closet 睡房 2及衣帽間			FXDP36QPVC	-	✓	✓	✓	✓	✓	✓	✓	-	-	-
Bedroom 3 睡房 3			FXDP56QPVC	-	✓	-	✓	-	✓	-	✓	-	✓	-
			FXDP36QPVC	-	-	-	-	-	-	✓	-	✓	✓	-
Bathroom 1 浴室 1			FXDP56QPVC	-	-	-	-	-	-	-	-	✓	✓	-
			FXDP36QPVC	-	-	-	-	-	-	-	-	-	-	✓
Bathroom 2 浴室 2			FXDP56QPVC	-	-	✓	-	-	-	-	-	-	-	-
			FXDP36QPVC	-	-	✓	-	✓	-	✓	-	✓	-	-
Bathroom 3 浴室 3			FXDP56QPVC	-	-	-	-	-	-	-	-	-	-	✓
			FXDP36QPVC	-	✓	-	✓	-	✓	-	✓	-	-	-
Enclosed Area next to Bathroom 3 浴室3旁封閉區域			FXDP28QPVC	-	-	✓	-	✓	-	-	-	-	-	-
			FXDP56QPVC	-	-	-	-	-	-	-	-	-	-	✓
Enclosed Area next to Master Bedroom 主人睡房旁封閉區域的門			FXDP36QPVC	-	✓	-	-	-	✓	-	-	-	-	-
Enclosed Area next to Bathroom 4 睡房4旁封閉區域的門			FXDP56QPVC	-	-	-	-	-	✓	-	-	-	-	-
			FXDP28QPVC	-	-	-	-	-	✓	-	-	-	-	-
Closet at Bedroom 3 衣帽間在睡房 3			FXDP36QPVC	-	-	-	-	-	-	-	-	-	-	✓
Closet at Bedroom 4 衣帽間在睡房 4			FXDP36QPVC	-	-	-	-	-	-	-	-	-	-	✓
Bedroom 4 睡房 4			FXDP36QPVC	-	-	-	-	-	-	-	-	-	-	✓
	FXDP56QPVC	-	-	-	-	-	-	-	-	✓	✓	✓		

The Vendor undertakes that if lifts or appliances of the specified brand name or model number are not installed in the Development, lifts or appliances of comparable quality will be installed.

Remarks:

- The symbol "✓" as shown in the above table denotes "Provided".
- The symbol "-" as shown in the above table denotes "Not Provided".

賣方承諾如發展項目中沒有安裝指明的品牌名稱或產品型號的升降機或設備，便會安裝品質相若的升降機或設備。

備註：

- 上表符號 "✓" 表示「提供」。
- 上表 "-" 代表「不提供」。

# 23 FITTINGS, FINISHES AND APPLIANCES

## 裝置、裝修物料及設備



### Appliances Schedule - Air-conditioner

#### 設備說明表 - 空調機

Location 位置	Appliances 設備	Brand Name 品牌名稱	Model Number 產品型號	G/F	1/F-3/F & 6/F-7/F	1/F-3/F & 6/F	5/F		7/F	8/F	9/F	10/F	
				地下	1樓至3樓及6樓至7樓	1樓至3樓及6樓	5樓	5樓	7樓	8樓	9樓	10樓	
				A	A	B	A	B	B	A	A	A	
Kitchen 廚房	Variable Refrigerant Volume (VRV) Indoor Unit 可變冷媒流量空調機 (室內機)	Daikin 大金	FXDP28QPVC	-	✓	-	✓	-	-	-	-	-	
			FXDP36QPVC	-	✓	✓	✓	✓	✓	✓	✓	-	
			FXDP56QPVC	-	-	✓	-	✓	✓	-	-	-	
			FXDP71QPVC	✓	✓	-	✓	-	-	✓	✓	✓	
Closet 衣帽間			Variable Refrigerant Volume (VRV) Type Central Remote Controller 可變冷媒流量空調機 (集中控制機)	FXDP28QPVC	-	-	✓	✓	-	-	-	-	-
				FXDP71QPVC	✓	-	-	-	-	✓	-	-	-
Study Room 書房			Variable Refrigerant Volume (VRV) Indoor Unit 可變冷媒流量空調機 (室內機)	DCS601C51C	-	-	✓	-	-	✓	-	-	-
				FXDP56QPVC	-	-	-	-	-	-	-	✓	✓
Store Room 儲物室				FXDP28QPVC	-	✓	-	✓	✓	-	-	-	-
				FXDP36QPVC	-	-	-	-	-	-	-	✓	✓
Store Room 1 儲物室 1	FXDP56QPVC	-		-	-	-	-	-	-	-	-	✓	
	FXDP36QPVC	✓		-	-	-	-	-	-	-	-	-	✓
Store Room 2 儲物室 2	FXDP36QPVC	-		-	-	-	-	-	-	-	-	-	✓
	FXDP71QPVC	-		-	-	-	-	-	✓	-	-	-	
Enclosed Area next to Bathroom 4 浴室4旁封閉區域	Variable Refrigerant Volume (VRV) Indoor Unit 可變冷媒流量空調機 (室內機)	FXDP28QPVC		-	-	-	-	-	✓	-	-	-	
Enclosed Area next to Kitchen 廚房旁封閉區域		FXDP36QPVC		-	-	-	-	-	✓	-	-	-	
Foyer (next to Reading Room) 門廊 (閱讀室旁)		FXDP71QPVC	✓	-	-	-	-	-	-	-	-		
		FXDP56QPVC	✓	-	-	-	-	-	-	-	-		
Reading Room 閱讀室		FXDP56QPVC	✓	-	-	-	-	-	-	-	-		
		FXDP28QPVC	-	-	-	-	✓	-	-	-	-		
Bathroom 4 浴室 4		DCS601C51C	-	-	-	-	-	✓	-	-	-		
		FXDP56QPVC	✓	-	-	-	-	-	-	-	-		
Foyer (to Yard) 門廊 (往庭院)		DCS601C51C	✓	-	-	-	-	-	-	-	-		
Enclosed Area under corridor and next to Foyer 樓梯底及廊旁封閉區域					✓	-	-	-	-	-	-		

The Vendor undertakes that if lifts or appliances of the specified brand name or model number are not installed in the Development, lifts or appliances of comparable quality will be installed.

#### Remarks:

- The symbol "✓" as shown in the above table denotes "Provided".
- The symbol "-" as shown in the above table denotes "Not Provided".

賣方承諾如發展項目中沒有安裝指明的品牌名稱或產品型號的升降機或設備，便會安裝品質相若的升降機或設備。

#### 備註：

- 上表符號"✓"表示「提供」。
- 上表"-"代表「不提供」。



# 23 FITTINGS, FINISHES AND APPLIANCES

## 裝置、裝修物料及設備



### Appliances Schedule - Air-conditioner

#### 設備說明表 - 空調機

Location 位置	Appliances 設備	Brand Name 品牌名稱	Model Number 產品型號	G/F	1/F		2/F-3/F & 6/F		5/F		7/F		8/F	9/F	10/F	
				地下	1樓		2樓至3樓及6樓		5樓		7樓		8樓	9樓	10樓	
				A	A	B	A	B	A	B	A	B	A	A	A	
Powder Room 化妝間	Variable Refrigerant Volume (VRV) Indoor Unit 可變冷媒流量空調機 (室內機)	Daikin 大金	FXDP36QPVC	-	-	-	-	-	-	-	-	-	-	-	✓	
Cloak Room 寄物間	Variable Refrigerant Volume (VRV) Indoor Unit 可變冷媒流量空調機 (室內機)		FXDP56QPVC	-	-	✓	-	✓	-	✓	-	-	-	-	-	-
Utility Room 工作間	Variable Refrigerant Volume (VRV) Indoor Unit 可變冷媒流量空調機 (室內機)		FXDP36QPVC	-	✓	-	✓	-	✓	-	✓	-	✓	✓	✓	-
	Variable Refrigerant Volume (VRV) Type Central Remote Controller 可變冷媒流量空調機 (集中控制機)		FXDP56QPVC	-	-	-	-	-	-	-	-	-	-	-	-	✓
Outdoor Area for Air-conditioner Outdoor Unit 露天室外空調機房	Variable Refrigerant Volume (VRV) Outdoor Unit Air-Conditioner 可變冷媒流量空調機 (室外機)		DCS601C51C	-	✓	-	✓	-	✓	-	✓	-	✓	✓	✓	✓
			RUXYQ10BA	✓	-	-	-	-	-	-	-	-	-	-	-	-
Air Handling Unit Room 風櫃房	Variable Refrigerant Volume (VRV) Outdoor Unit Air-Conditioner 可變冷媒流量空調機 (室外機)		RUXYQ22BA	✓	-	-	-	-	-	-	-	-	-	-	-	-
			RUXYQ14BA	-	-	-	-	-	-	-	-	-	-	✓	✓	-
			RUXYQ18BA	-	-	-	-	-	-	-	-	-	-	✓	✓	-
			RUXYQ20BA	-	-	-	-	-	-	-	-	-	-	✓	✓	-
			RUXYQ22BA	-	-	-	-	-	-	-	-	-	-	✓	✓	-
Air Handling Unit Room (1) 風櫃房 (1)	Variable Refrigerant Volume (VRV) Outdoor Unit Air-Conditioner 可變冷媒流量空調機 (室外機)		RUXYQ14BA	-	-	-	-	✓	-	✓	-	✓	-	-	-	-
			RUXYQ18BA	-	-	✓	-	-	-	-	-	-	-	-	-	-
			RUXYQ22BA	-	-	✓	-	✓	-	✓	-	✓	-	-	-	-
Air Handling Unit Room (2) 風櫃房 (2)	Variable Refrigerant Volume (VRV) Outdoor Unit Air-Conditioner 可變冷媒流量空調機 (室外機)		RUXYQ14BA	-	✓	-	-	-	-	-	-	-	-	-	-	-
			RUXYQ18BA	-	-	-	✓	-	✓	-	✓	-	✓	-	-	-
			RUXYQ20BA	-	-	-	✓	-	✓	-	✓	-	✓	-	-	-
			RUXYQ22BA	-	✓	-	-	-	-	-	-	-	-	-	-	-
Roof 天台	Variable Refrigerant Volume (VRV) Outdoor Unit Air-Conditioner 可變冷媒流量空調機 (室外機)		RUXYQ10BA	-	-	-	-	-	-	-	-	-	-	-	-	✓
			RUXYQ18BA	-	-	-	-	-	-	-	-	-	-	-	-	✓
		RUXYQ20BA	-	-	-	-	-	-	-	-	-	-	-	-	✓	
		RUXYQ22BA	-	-	-	-	-	-	-	-	-	-	-	-	✓	

The Vendor undertakes that if lifts or appliances of the specified brand name or model number are not installed in the Development, lifts or appliances of comparable quality will be installed.

#### Remarks:

- The symbol "✓" as shown in the above table denotes "Provided".
- The symbol "-" as shown in the above table denotes "Not Provided".

賣方承諾如發展項目中沒有安裝指明的品牌名稱或產品型號的升降機或設備，便會安裝品質相若的升降機或設備。

#### 備註：

- 上表符號 "✓" 表示「提供」。
- 上表 "-" 代表「不提供」。

# 23 FITTINGS, FINISHES AND APPLIANCES

## 裝置、裝修物料及設備



### Schedule of mechanical and electrical provisions of residential units

#### 住宅單位機電裝置數量說明表

Location 位置	Description 描述	G/F 地下	1/F-3/F & 6/F 1樓至3樓及6樓		5/F 5樓		7/F 7樓		8/F 8樓	9/F 9樓	10/F 10樓
		A	A	B	A	B	A	B	A	A	A
Foyer (to Yard) 門廊 (往庭院)	13A Single Socket Outlet 13A單位電插座	2	-	-	-	-	-	-	-	-	-
	Air Conditioner Indoor Unit Fused Connection Unit 室內空調機熔斷器接線電掣	1	-	-	-	-	-	-	-	-	-
	Lighting Switch 燈掣	2	-	-	-	-	-	-	-	-	-
	Lighting Point 燈位	11	-	-	-	-	-	-	-	-	-
Private Lift Lobby 私人升降機大堂	13A Single Socket Outlet 13A單位電插座	-	1	1	1	1	1	1	1	1	-
	13A Twin Socket Outlet 13A雙位電插座	-	1	1	1	1	1	-	1	1	-
	Card Reader 讀卡器	-	-	-	-	-	-	1	-	-	-
	Card Reader Fused Connection Unit 讀卡器熔斷器接線電掣	-	-	-	-	-	-	1	-	-	-
	Closet Lighting Fused Connection Unit 衣櫃燈熔斷器接線電掣	-	2	1	2	1	2	-	1	1	-
	Door Bell Switch 門鐘掣	-	1	1	1	1	1	1	1	1	-
	Fire Hose Reel 消防喉轆	-	1	-	1	-	1	-	1	1	-
	Fire Alarm Bell 消防警鐘	-	1	1	1	1	1	1	-	-	-
	Lighting Switch 燈掣	-	-	-	-	-	-	-	1	1	-
	Lighting Point 燈位	-	7	7	7	7	7	7	4	4	-
	Wall Lighting 掛牆燈	-	1	1	1	1	1	-	1	1	-
	Lighting Point for Unit Signage 住宅單位號碼燈位	-	1	1	1	1	1	-	-	-	-
Fused Connection Unit for Lighting 燈熔斷器接線電掣	-	2	-	2	-	2	-	-	-	-	
Store Room 3 儲物室 3	13A Single Socket Outlet 13A單位電插座	1	-	-	-	-	-	-	-	-	-
	Lighting Switch 燈掣	1	-	-	-	-	-	-	-	-	-
	Lighting Point 燈位	2	-	-	-	-	-	-	-	-	-
	Switch for Dehumidifying Tube 防潮管開關掣	1	-	-	-	-	-	-	-	-	-
Foyer (next to Reading Room) 門廊 (閱讀室旁)	13A Single Socket Outlet 13A單位電插座	2	-	-	-	-	-	-	-	-	-
	13A Twin Socket Outlet 13A雙位電插座	1	-	-	-	-	-	-	-	-	-
	Air Conditioner Indoor Unit Fused Connection Unit 室內空調機熔斷器接線電掣	2	-	-	-	-	-	-	-	-	-
	Lighting Switch 燈掣	2	-	-	-	-	-	-	-	-	-
	Lighting Point 燈位	15	-	-	-	-	-	-	-	-	-

#### Remarks:

- The numbers as shown in the above table denote the numbers provided.
- The symbol "-" as shown in the above table denotes "Not Provided".

#### 備註:

- 上表顯示的數目代表提供的數量。
- 上表 "-" 代表「不提供」。

# 23 FITTINGS, FINISHES AND APPLIANCES

## 裝置、裝修物料及設備



### Schedule of mechanical and electrical provisions of residential units

#### 住宅單位機電裝置數量說明表

Location 位置	Description 描述	G/F 地下	1/F-3/F & 6/F 1樓至3樓及6樓		5/F 5樓		7/F 7樓		8/F 8樓	9/F 9樓	10/F 10樓
		A	A	B	A	B	A	B	A	A	A
Living Room & Dining Room 客廳及飯廳	13A Single Socket Outlet with USB 13單位電插座連USB插座	2	-	-	-	-	-	-	-	-	-
	13A Twin Socket Outlet with USB 13A雙位電插座連USB插座	-	2	2	2	2	2	7	-	-	-
	13A Single Socket Outlet 13A單位電插座	6	3	1	-	1	3	5	-	-	-
	13A Twin Socket Outlet 13A雙位電插座	8	12	9	10	8	12	7	8	8	15
	Air Conditioner Indoor Unit Fused Connection Unit 室內空調機熔斷器接線電掣	5	7	6	7	6	7	6	13	13	11
	Electrical Curtain Fused Connection Unit 電動窗簾掣熔斷器接線電掣	-	-	-	-	-	-	-	13	13	11
	Electrical Curtain Control Adaptable Box 電動窗簾掣接線掣	2	8	12	10	12	8	7	13	13	11
	Fan Switch 風扇掣	-	1	1	1	1	1	-	-	-	-
	Fire Hose Reel 消防喉轆	-	-	-	-	-	-	-	-	-	1
	Lighting Switch 燈掣	7	2	2	2	2	2	8	12	12	2
	Lighting Point 燈位	37	36	37	31	36	36	55	27	26	61
	Switch for Electric Curtain 電動窗簾掣	1	2	2	2	2	2	3	5	5	1
	Switch for Exhaust Fan 抽氣扇開關掣	-	-	-	-	-	-	-	2	2	-
	Switch for Electrical Water Heater 電熱水爐開關掣	-	-	-	-	-	-	-	2	2	-
	TV Aerial Outlet 電視天線插座	1	4	3	4	3	4	2	4	4	-
	Telephone Outlet 電話天線插座	2	4	3	4	3	4	2	4	4	2
	Video Door Phone 視像對講機	1	1	1	1	1	1	1	-	-	-
	Indoor Air Quality Sensor 室內空氣質素感應器	1	2	2	2	2	2	2	-	-	1
	Fused Connection Unit for Lighting 燈熔斷器接線電掣	-	2	4	2	2	2	-	-	-	-
	Closet Lighting Fused Connection Unit 衣櫃燈熔斷器接線電掣	-	-	-	-	-	-	4	-	-	-
Data Socket Outlet 數據插座	2	-	-	-	-	-	2	-	-	2	
NOW TV Socket Outlet NOW電視天線插座	1	-	-	-	-	-	1	-	-	-	
AV Outlet 影音系統插座	3	-	-	-	-	-	3	-	-	-	
Switch for Fireplace 火爐開關掣	1	-	-	-	-	-	-	-	-	-	

#### Remarks:

- The numbers as shown in the above table denote the numbers provided.
- The symbol "-" as shown in the above table denotes "Not Provided".

#### 備註:

- 上表顯示的數目代表提供的數量。
- 上表 "-" 代表「不提供」。

# 23 FITTINGS, FINISHES AND APPLIANCES

## 裝置、裝修物料及設備



### Schedule of mechanical and electrical provisions of residential units

#### 住宅單位機電裝置數量說明表

Location 位置	Description 描述	G/F 地下	1/F-3/F & 6/F 1樓至3樓及6樓		5/F 5樓		7/F 7樓		8/F 8樓	9/F 9樓	10/F 10樓
		A	A	B	A	B	A	B	A	A	A
Corridor 走廊	13A Twin Socket Outlet 13A雙位電插座	-	-	-	-	1	-	-	-	-	-
	13A Single Socket Outlet 13A單位電插座	-	-	-	-	-	-	-	-	-	4
	Indoor Air Quality Sensor 室內空氣質素感應器	-	-	-	-	-	-	-	-	-	1
	13A Twin Socket Outlet With USB 13A雙位電插座連USB插座	-	-	-	-	-	-	-	-	-	1
	TV Aerial Outlet 電視天線插座	-	-	-	-	-	-	-	-	-	1
	Data Socket Outlet 數據插座	-	-	-	-	-	-	-	-	-	1
	Air Conditioner Indoor Unit Fused Connection Unit 室內空調機熔斷器接線電掣	-	-	-	-	3	-	-	-	-	-
	Lighting Switch 燈掣	-	-	-	-	1	-	-	-	-	10
	Lighting Point 燈位	-	-	-	-	3	-	-	-	-	36
	Switch for Electric Curtain 電動窗簾掣	-	-	-	-	-	-	-	-	-	4
Closet next to Master Bedroom 主人睡房旁衣帽間	13A Single Socket Outlet 13A單位電插座	-	-	-	-	-	-	2	-	-	1
	13A Twin Socket Outlet 13A雙位電插座	-	-	-	-	-	-	2	-	-	-
	13A Single Socket Outlet With USB 13A單位電插座連USB插座	-	-	-	-	-	-	1	-	-	-
	13A Twin Socket Outlet With USB 13A雙位電插座連USB插座	-	-	-	-	-	-	3	-	-	-
	Air Conditioner Indoor Unit Fused Connection Unit 室內空調機熔斷器接線電掣	-	-	-	-	-	-	2	-	-	-
	Closet Lighting Fused Connection Unit 衣櫃燈熔斷器接線電掣	-	-	-	-	-	-	5	-	-	-
	Electrical Curtain Control Adaptable Box 電動窗簾掣接線掣	-	-	-	-	-	-	1	-	-	-
	Lighting Switch 燈掣	-	-	-	-	-	-	2	-	-	2
	Lighting Point 燈位	-	-	-	-	-	-	12	-	-	6
	Switch for Electric Curtain 電動窗簾掣	-	-	-	-	-	-	1	-	-	-
Telephone Outlet 電話天線插座	-	-	-	-	-	-	1	-	-	-	
Closet at Study Room 書房內衣帽間	Lighting Point 燈位	-	-	-	-	-	-	-	-	-	5
	Lighting Switch 燈掣	-	-	-	-	-	-	-	-	-	1
	13A Single Socket Outlet 13A單位電插座	-	-	-	-	-	-	-	-	-	3
	Switch for Electric Curtain 電動窗簾掣	-	-	-	-	-	-	-	-	-	1

#### Remarks:

- The numbers as shown in the above table denote the numbers provided.
- The symbol "-" as shown in the above table denotes "Not Provided".

#### 備註:

- 上表顯示的數目代表提供的數量。
- 上表 "-" 代表「不提供」。



# 23 FITTINGS, FINISHES AND APPLIANCES

## 裝置、裝修物料及設備



### Schedule of mechanical and electrical provisions of residential units

#### 住宅單位機電裝置數量說明表

Location 位置	Description 描述	G/F 地下	1/F-3/F & 6/F 1樓至3樓及6樓		5/F 5樓		7/F 7樓		8/F 8樓	9/F 9樓	10/F 10樓
		A	A	B	A	B	A	B	A	A	A
Master Bedroom 主人睡房	13A Single Socket Outlet 13A單位電插座	2	-	-	-	-	-	5	-	-	1
	13A Twin Socket Outlet 13A雙位電插座	3	-	-	5	-	-	3	-	-	2
	13A Single Socket Outlet With USB 13A單位電插座連USB插座	-	-	-	-	-	-	-	-	-	1
	13A Twin Socket Outlet With USB 13A雙位電插座連USB插座	3	-	-	1	-	-	4	-	-	3
	Air Conditioner Indoor Unit Fused Connection Unit 室內空調機熔斷器接線電掣	2	-	-	2	-	-	2	-	-	5
	AV Outlet 影音系統插座	3	-	-	-	-	-	2	-	-	-
	Electrical Curtain Control Adaptable Box 電動窗簾掣接線掣	4	-	-	6	-	-	3	-	-	6
	Lighting Switch 燈掣	5	-	-	2	-	-	4	-	-	3
	Lighting Point 燈位	19	-	-	9	-	-	7	-	-	25
	NOW TV Socket Outlet NOW電視天線插座	1	-	-	-	-	-	1	-	-	-
	Switch for Electric Curtain 電動窗簾掣	4	-	-	2	-	-	3	-	-	4
	Switch for Exhaust Fan 抽氣扇開關掣	-	-	-	1	-	-	-	-	-	-
	TV Aerial Outlet 電視天線插座	1	-	-	2	-	-	1	-	-	2
	Telephone Outlet 電話天線插座	1	-	-	2	-	-	1	-	-	2
	Indoor Air Quality Sensor 室內空氣質素感應器	1	-	-	-	-	-	-	-	-	1
	Fused Connection Unit for Lighting 燈熔斷器接線電掣	-	-	-	1	-	-	-	-	-	-
	Data Socket Outlet 數據插座	2	-	-	-	-	-	2	-	-	3
Electrical Curtain Fused Connection Unit 電動窗簾掣熔斷器接線電掣	-	-	-	-	-	-	-	-	-	4	
Enclosed Area inside Master Bedroom 主人睡房內封閉區域	13A Single Socket Outlet 13A單位電插座	4	-	-	-	-	-	-	-	-	-
	Air Conditioner Indoor Unit Fused Connection Unit 室內空調機熔斷器接線電掣	1	-	-	-	-	-	-	-	-	-
	Lighting Point 燈位	2	-	-	-	-	-	-	-	-	-
	Closet Lighting Fused Connection Unit 衣櫃燈熔斷器接線電掣	4	-	-	-	-	-	-	-	-	-
	Switch for Dehumidifying Tube 防潮管開關掣	2	-	-	-	-	-	-	-	-	-
	Switch for Closet Lighting 衣櫃燈開關掣	2	-	-	-	-	-	-	-	-	-

#### Remarks:

- The numbers as shown in the above table denote the numbers provided.
- The symbol "-" as shown in the above table denotes "Not Provided".

#### 備註：

- 上表顯示的數目代表提供的數量。
- 上表 "-" 代表「不提供」。

# 23 FITTINGS, FINISHES AND APPLIANCES

## 裝置、裝修物料及設備



### Schedule of mechanical and electrical provisions of residential units

#### 住宅單位機電裝置數量說明表

Location 位置	Description 描述	G/F 地下	1/F-3/F & 6/F 1樓至3樓及6樓		5/F 5樓		7/F 7樓		8/F 8樓	9/F 9樓	10/F 10樓
		A	A	B	A	B	A	B	A	A	A
Master Bedroom & Closet 主人睡房及衣帽間	13A Single Socket Outlet 13A單位電插座	-	5	8	-	3	5	-	4	4	-
	13A Twin Socket Outlet 13A雙位電插座	-	4	7	-	5	4	-	4	4	-
	13A Twin Socket Outlet With USB 13A雙位電插座連USB插座	-	1	1	-	1	1	-	-	-	-
	Air Conditioner Indoor Unit Fused Connection Unit 室內空調機熔斷器接線電掣	-	4	4	-	3	4	-	4	4	-
	Closet Lighting Fused Connection Unit 衣櫃燈熔斷器接線電掣	-	4	6	-	3	4	-	4	4	-
	Electrical Curtain Fused Connection Unit 電動窗簾掣熔斷器接線電掣	-	-	-	-	-	-	-	4	4	-
	Electrical Curtain Control Adaptable Box 電動窗簾掣接線掣	-	4	6	-	6	4	-	4	4	-
	Lighting Switch 燈掣	-	3	3	-	3	3	-	1	1	-
	Lighting Point 燈位	-	15	13	-	10	15	-	14	14	-
	Switch for Electric Curtain 電動窗簾掣	-	2	2	-	2	2	-	1	1	-
	Switch for Exhaust Fan 抽氣扇開關掣	-	1	1	-	1	1	-	-	-	-
	TV Aerial Outlet 電視天線插座	-	2	2	-	2	2	-	2	2	-
	Telephone Outlet 電話天線插座	-	2	2	-	2	2	-	2	2	-
	Fused Connection Unit for Lighting 燈熔斷器接線電掣	-	1	1	-	1	-	-	-	-	-
Data Socket Outlet 數據插座	-	-	-	-	-	1	-	-	-	-	
Enclosed Area next to Master Bedroom 主人睡房旁封閉區域	13A Single Socket Outlet 13A單位電插座	-	-	-	1	-	-	-	-	-	-
	13A Twin Socket Outlet 13A雙位電插座	-	-	-	5	-	-	-	-	-	-
	13A Twin Socket Outlet with USB 13A雙位電插座連USB插座	-	-	-	1	-	-	-	-	-	-
	Air Conditioner Indoor Unit Fused Connection Unit 室內空調機熔斷器接線電掣	-	-	-	1	-	-	-	-	-	-
	Electrical Curtain Control Adaptable Box 電動窗簾掣接線掣	-	-	-	2	-	-	-	-	-	-
	Lighting Switch 燈掣	-	-	-	1	-	-	-	-	-	-
	Lighting Point 燈位	-	-	-	9	-	-	-	-	-	-
	Switch for Electric Curtain 電動窗簾掣	-	-	-	1	-	-	-	-	-	-
	TV Aerial Outlet 電視天線插座	-	-	-	2	-	-	-	-	-	-
	Telephone Outlet 電話天線插座	-	-	-	2	-	-	-	-	-	-
	Fused Connection Unit for Lighting 燈熔斷器接線電掣	-	-	-	1	-	-	-	-	-	-
Closet Lighting Fused Connection Unit 衣櫃燈熔斷器接線電掣	-	-	-	1	-	-	-	-	-	-	

#### Remarks:

- The numbers as shown in the above table denote the numbers provided.
- The symbol "-" as shown in the above table denotes "Not Provided".

#### 備註：

- 上表顯示的數目代表提供的數量。
- 上表 "-" 代表「不提供」。

# 23 FITTINGS, FINISHES AND APPLIANCES

## 裝置、裝修物料及設備



### Schedule of mechanical and electrical provisions of residential units

#### 住宅單位機電裝置數量說明表

Location 位置	Description 描述	G/F 地下	1/F-3/F & 6/F 1樓至3樓及6樓		5/F 5樓		7/F 7樓		8/F 8樓	9/F 9樓	10/F 10樓
		A	A	B	A	B	A	B	A	A	A
Master Bathroom 主人浴室	13A Single Socket Outlet 13A單位電插座	1	1	1	1	1	1	4	1	1	2
	13A Twin Socket Outlet 13A雙位電插座	-	-	-	-	-	-	-	2	2	-
	13A Twin Socket Outlet With USB 13A雙位電插座連USB插座	2	2	2	2	2	2	3	-	-	2
	Air Conditioner Indoor Unit Fused Connection Unit 室內空調機熔斷器接線電掣	-	1	-	1	-	1	1	2	2	1
	32A Double Poles Switch with Neon Lamp for Jacuzzi 按摩浴缸32A雙極連指示燈開關掣	-	1	1	1	1	1	-	1	1	-
	Electrical Curtain Fused Connection Unit 電動窗簾掣熔斷器接線電掣	-	-	-	-	-	-	-	1	1	1
	Electrical Curtain Control Adaptable Box 電動窗簾掣接線掣	1	1	1	1	1	1	2	1	1	1
	Exhaust Fan Fused Connection Unit 抽氣扇熔斷器接線電掣	1	1	1	1	1	1	1	1	1	1
	Floor Heater Fused Connection Unit 地熱熔斷器接線電掣	1	-	-	-	-	-	1	1	1	1
	Fused Spur Unit for Thermo Ventilator 接線座供浴室寶電位	-	1	1	1	1	1	-	1	1	-
	Isolating Switch for Electric Water Heater 電熱水爐隔離開關	3	3	3	3	3	3	1	3	3	3
	Isolating Switch for Jacuzzi 按摩浴缸隔離開關	1	1	1	1	1	1	-	1	1	-
	Lighting Point 燈位	12	15	15	10	10	15	9	9	9	16
	Lighting Fused Connection Unit 燈熔斷器接線電掣	1	1	1	1	1	1	-	1	1	1
	Switch for Electric Curtain 電動窗簾掣	1	-	-	-	-	-	1	-	-	1
	Switch for Exhaust Fan 抽氣扇開關掣	1	-	-	-	-	-	2	-	-	1
	Switch for Electrical Water Heater 電熱水爐開關掣	1	1	1	1	1	1	1	-	-	1
	Towel Heater Fused Connection Unit 毛巾架燈熔斷器接線電掣	1	1	1	1	1	1	-	1	1	1
	Thermostat of Floor Heater Switch 地暖系統恆溫器	1	1	1	1	1	1	1	-	-	1
	Wall Mount Light 掛牆燈	-	4	4	2	2	4	3	-	-	3
	Mirror Lighting 鏡燈	-	1	1	1	1	1	-	-	-	2
	Lighting Switch 燈掣	1	-	-	-	-	-	3	-	-	2
Closet Lighting Fused Connection Unit 衣櫃燈熔斷器接線電掣	-	-	-	-	-	-	-	-	-	-	
Switch for Dehumidifying Tube 防潮管開關掣	-	-	-	-	-	-	-	-	-	-	
Switch for Closet Lighting 衣櫃燈開關掣	-	-	-	-	-	-	-	-	-	-	

#### Remarks:

- The numbers as shown in the above table denote the numbers provided.
- The symbol "-" as shown in the above table denotes "Not Provided".

#### 備註:

- 上表顯示的數目代表提供的數量。
- 上表 "-" 代表「不提供」。

# 23 FITTINGS, FINISHES AND APPLIANCES

## 裝置、裝修物料及設備



### Schedule of mechanical and electrical provisions of residential units

#### 住宅單位機電裝置數量說明表

Location 位置	Description 描述	G/F 地下	1/F-3/F & 6/F 1樓至3樓及6樓		5/F 5樓		7/F 7樓		8/F 8樓	9/F 9樓	10/F 10樓
		A	A	B	A	B	A	B	A	A	A
Bedroom 1 睡房 1	13A Single Socket Outlet 13A單位電插座	4	2	2	1	4	2	4	2	2	1
	13A Twin Socket Outlet 13A雙位電插座	1	5	6	4	3	5	6	7	7	-
	13A Twin Socket Outlet with USB 13A雙位電插座連USB插座	2	1	1	1	1	1	2	-	-	4
	Air Conditioner Indoor Unit Fused Connection Unit 室內空調機熔斷器接線電掣	1	2	2	1	2	2	2	1	1	2
	AV Outlet 影音系統插座	3	-	-	-	-	-	3	-	-	-
	Closet Lighting Fused Connection Unit 衣櫃燈熔斷器接線電掣	2	2	2	1	2	2	2	1	1	2
	Data Socket Outlet 數據插座	2	-	-	-	-	-	2	-	-	3
	Electrical Curtain Fused Connection Unit 電動窗簾掣熔斷器接線電掣	-	-	-	-	-	-	-	2	2	1
	Electrical Curtain Control Adaptable Box 電動窗簾掣接線掣	4	4	4	4	4	4	2	2	2	1
	Lighting Switch 燈掣	4	2	2	2	2	2	5	3	3	3
	Lighting Point 燈位	13	10	8	9	10	10	9	11	11	18
	NOW TV Socket Outlet NOW電視天線插座	1	-	-	-	-	-	1	-	-	-
	Switch for Electric Curtain 電動窗簾掣	4	2	2	1	1	2	4	1	1	2
	Switch for Exhaust Fan 抽氣扇開關掣	-	1	1	1	1	1	-	-	-	-
	Telephone Outlet 電話天線插座	1	2	2	2	2	2	1	2	2	2
	TV Aerial Outlet 電視天線插座	1	2	2	2	2	2	2	2	2	1
	Fused Connection Unit for Lighting 燈熔斷器接線電掣	-	1	1	1	1	1	-	-	-	-
Switch for Dehumidifying Tube 防潮管開關掣	1	-	-	-	-	-	-	-	-	-	
Enclosed Area next to Bedroom 1 睡房1旁封閉區域	Fused Connection Unit for Home Automation System 智能家居系統熔斷器接線電掣	-	-	9	-	-	-	-	-	-	-
	13A Single Socket Outlet 13A單位電插座	-	-	1	-	-	-	-	-	-	-
	Lighting Point 燈位	-	-	1	-	-	-	-	-	-	-
Closet next to Corridor 走廊旁衣帽間	Lighting Switch 燈掣	-	-	-	-	-	-	-	-	-	1
	Lighting Point 燈位	-	-	-	-	-	-	-	-	-	4
	13A Single Socket Outlet 13A單位電插座	-	-	-	-	-	-	-	-	-	1

#### Remarks:

- The numbers as shown in the above table denote the numbers provided.
- The symbol "-" as shown in the above table denotes "Not Provided".

#### 備註：

- 上表顯示的數目代表提供的數量。
- 上表 "-" 代表「不提供」。



# 23 FITTINGS, FINISHES AND APPLIANCES

## 裝置、裝修物料及設備



### Schedule of mechanical and electrical provisions of residential units

#### 住宅單位機電裝置數量說明表

Location 位置	Description 描述	G/F 地下	1/F-3/F & 6/F 1樓至3樓及6樓		5/F 5樓		7/F 7樓		8/F 8樓	9/F 9樓	10/F 10樓
		A	A	B	A	B	A	B	A	A	A
Bathroom 1 浴室 1	13A Single Socket Outlet 13A單位電插座	1	-	-	-	-	-	2	-	-	1
	13A Twin Socket Outlet 13A雙位電插座	-	-	-	-	-	-	-	1	1	-
	13A Single Socket Outlet with USB 13A單位電插座連USB插座	-	-	-	-	-	-	1	-	-	-
	13A Twin Socket Outlet with USB 13A雙位電插座連USB插座	1	1	1	1	1	1	-	-	-	1
	Air Conditioner Indoor Unit Fused Connection Unit 室內空調機熔斷器接線電掣	-	1	1	1	-	1	-	-	-	1
	Electrical Curtain Control Adaptable Box 電動窗簾掣接線掣	1	1	1	-	-	1	-	-	-	1
	Electrical Curtain Fused Connection Unit 電動窗簾掣熔斷器接線電掣	-	-	-	-	-	-	-	-	-	1
	Exhaust Fan Fused Connection Unit 抽氣扇熔斷器接線電掣	1	1	1	1	1	1	1	1	1	1
	Floor Heater Fused Connection Unit 地熱熔斷器接線電掣	-	-	-	-	-	-	1	1	1	1
	Fused Spur Unit for Thermo Ventilator 接線座供浴室寶電位	-	1	1	1	1	1	-	1	1	-
	Isolating Switch for Electric Water Heater 電熱水爐隔離開關	1	1	1	1	1	1	1	1	1	1
	Isolating Switch for Floor Heater 地暖隔離開關掣	1	-	-	-	-	-	-	-	-	-
	Lighting Switch 燈掣	1	-	-	-	-	-	1	-	-	1
	Lighting Point 燈位	9	7	7	7	7	7	7	2	2	6
	Fused Connection Unit for Lighting 燈熔斷器接線電掣	1	1	1	1	1	1	-	1	1	1
	Switch for Exhaust Fan 抽氣扇開關掣	1	-	-	-	-	-	1	-	-	1
	Switch for Electrical Water Heater 電熱水爐開關掣	1	1	1	1	1	1	1	-	-	1
	Thermostat of Floor Heater Switch 地暖系統恆溫器	1	1	1	1	1	1	1	-	-	1
Towel Heater Fused Connection Unit 毛巾架燈熔斷器接線電掣	1	-	-	-	-	-	-	1	1	-	
Switch for Electric Curtain 電動窗簾掣	1	-	-	-	-	-	-	-	-	1	

#### Remarks:

- The numbers as shown in the above table denote the numbers provided.
- The symbol "-" as shown in the above table denotes "Not Provided".

#### 備註:

- 上表顯示的數目代表提供的數量。
- 上表 "-" 代表「不提供」。

# 23 FITTINGS, FINISHES AND APPLIANCES

## 裝置、裝修物料及設備



### Schedule of mechanical and electrical provisions of residential units

#### 住宅單位機電裝置數量說明表

Location 位置	Description 描述	G/F 地下	1/F-3/F & 6/F 1樓至3樓及6樓		5/F 5樓		7/F 7樓		8/F 8樓	9/F 9樓	10/F 10樓
		A	A	B	A	B	A	B	A	A	A
Bedroom 2 & Closet 睡房2及衣帽間	13A Single Socket Outlet 13A單位電插座	-	4	2	4	2	4	5	2	2	-
	13A Twin Socket Outlet 13A雙位電插座	-	5	5	5	4	5	3	3	3	-
	13A Twin Socket Outlet With USB 13A雙位電插座連USB插座	-	1	1	1	1	1	3	-	-	-
	Air Conditioner Indoor Unit Fused Connection Unit 室內空調機熔斷器接線電掣	-	2	1	2	1	2	2	1	1	-
	Closet Lighting Fused Connection Unit 衣櫃燈熔斷器接線電掣	-	3	2	3	2	3	1	2	2	-
	Data Socket Outlet 數據插座	-	-	-	-	-	-	1	-	-	-
	Electrical Curtain Control Adaptable Box 電動窗簾掣接線掣	-	4	4	4	4	4	2	3	3	-
	Electrical Curtain Fused Connection Unit 電動窗簾掣熔斷器接線電掣	-	-	-	-	-	-	-	3	3	-
	Lighting Switch 燈掣	-	2	2	2	2	2	4	3	3	-
	Lighting Point 燈位	-	9	8	9	8	9	4	3	3	-
	NOW TV Socket Outlet NOW電視天線插座	-	-	-	-	-	-	1	-	-	-
	Switch for Electric Curtain 電動窗簾掣	-	1	1	1	1	1	3	2	2	-
	Switch for Electrical Water Heater 電熱水爐開關掣	-	-	-	-	-	-	-	1	1	-
	Switch for Exhaust Fan 抽氣扇開關掣	-	1	1	1	1	1	-	1	1	-
	Telephone Outlet 電話天線插座	-	2	2	2	2	2	1	2	2	-
	TV Aerial Outlet 電視天線插座	-	2	2	2	2	2	1	2	2	-
Fused Connection Unit for Lighting 燈熔斷器接線電掣	-	1	1	1	1	1	-	-	-	-	
AV Outlet 影音系統插座	-	-	-	-	-	-	2	-	-	-	

#### Remarks:

- The numbers as shown in the above table denote the numbers provided.
- The symbol "-" as shown in the above table denotes "Not Provided".

#### 備註：

- 上表顯示的數目代表提供的數量。
- 上表 "-" 代表「不提供」。

# 23 FITTINGS, FINISHES AND APPLIANCES

## 裝置、裝修物料及設備



### Schedule of mechanical and electrical provisions of residential units

#### 住宅單位機電裝置數量說明表

Location 位置	Description 描述	G/F 地下	1/F-3/F & 6/F 1樓至3樓及6樓		5/F 5樓		7/F 7樓		8/F 8樓	9/F 9樓	10/F 10樓
		A	A	B	A	B	A	B	A	A	A
Bedroom 2 睡房 2	13A Single Socket Outlet 13A單位電插座	4	-	-	-	-	-	-	-	-	2
	13A Twin Socket Outlet 13A雙位電插座	1	-	-	-	-	-	-	-	-	2
	13A Twin Socket Outlet With USB 13A雙位電插座連USB插座	3	-	-	-	-	-	-	-	-	2
	Air Conditioner Indoor Unit Fused Connection Unit 室內空調機熔斷器接線電掣	1	-	-	-	-	-	-	-	-	2
	Closet Lighting Fused Connection Unit 衣櫃燈熔斷器接線電掣	2	-	-	-	-	-	-	-	-	2
	Data Socket Outlet 數據插座	2	-	-	-	-	-	-	-	-	2
	Electrical Curtain Control Adaptable Box 電動窗簾掣接線掣	2	-	-	-	-	-	-	-	-	4
	Electrical Curtain Fused Connection Unit 電動窗簾掣熔斷器接線電掣	-	-	-	-	-	-	-	-	-	3
	Lighting Switch 燈掣	4	-	-	-	-	-	-	-	-	4
	Lighting Point 燈位	9	-	-	-	-	-	-	-	-	20
	NOW TV Socket Outlet NOW電視天線插座	1	-	-	-	-	-	-	-	-	-
	Switch for Electric Curtain 電動窗簾掣	3	-	-	-	-	-	-	-	-	3
	Telephone Outlet 電話天線插座	1	-	-	-	-	-	-	-	-	1
	TV Aerial Outlet 電視天線插座	1	-	-	-	-	-	-	-	-	1
	AV Outlet 影音系統插座	3	-	-	-	-	-	-	-	-	-
Switch for Dehumidifying Tube 防潮管開關掣	1	-	-	-	-	-	-	-	-	-	

#### Remarks:

- The numbers as shown in the above table denote the numbers provided.
- The symbol "-" as shown in the above table denotes "Not Provided".

#### 備註：

- 上表顯示的數目代表提供的數量。
- 上表 "-" 代表「不提供」。

# 23 FITTINGS, FINISHES AND APPLIANCES

## 裝置、裝修物料及設備



### Schedule of mechanical and electrical provisions of residential units

#### 住宅單位機電裝置數量說明表

Location 位置	Description 描述	G/F 地下	1/F-3/F & 6/F 1樓至3樓及6樓		5/F 5樓		7/F 7樓		8/F 8樓	9/F 9樓	10/F 10樓
		A	A	B	A	B	A	B	A	A	A
Bathroom 2 浴室 2	13A Single Socket Outlet 13A單位電插座	1	-	-	-	-	-	2	1	1	2
	13A Twin Socket Outlet 13A雙位電插座	1	-	-	-	-	-	-	2	2	-
	13A Twin Socket Outlet with USB 13A雙位電插座連USB插座	-	1	1	1	1	1	-	-	-	2
	Connection Unit for Jacuzzi 按摩浴缸接線掣	-	-	-	-	-	-	-	1	1	1
	Electrical Curtain Control Adaptable Box 電動窗簾掣接線掣	-	-	-	-	-	-	-	1	1	1
	Electrical Curtain Fused Connection Unit 電動窗簾掣熔斷器接線電掣	-	-	-	-	-	-	-	1	1	1
	Exhaust Fan Fused Connection Unit 抽氣扇熔斷器接線電掣	1	1	1	1	1	1	1	1	1	1
	Exhaust Fan Switch 抽氣扇掣	-	-	-	-	-	-	1	-	-	1
	Floor Heater Fused Connection Unit 地熱熔斷器接線電掣	-	-	-	-	-	-	1	1	1	1
	Isolating Switch for Floor Heater 地暖隔離開關掣	1	-	-	-	-	-	-	-	-	-
	Fused Spur Unit for Thermo Ventilator 接線座供浴室寶電位	1	1	1	1	1	1	-	1	1	-
	Isolating Switch for Electric Water Heater 電熱水爐隔離開關	1	1	1	1	1	1	1	3	3	3
	32A Double Polos Switch with Neon Lamp for Jacuzzi 按摩浴缸32A雙極連指示燈開關掣	1	-	-	-	-	-	-	-	-	-
	Isolating Switch for Jacuzzi 按摩浴缸隔離開關	1	-	-	-	-	-	-	1	1	1
	Lighting Switch 燈掣	1	-	-	-	-	-	1	-	-	2
	Lighting Point 燈位	4	6	6	6	6	6	5	2	2	19
	Fused Connection Unit for Lighting 燈熔斷器接線電掣	1	1	1	1	1	1	-	1	1	1
	Thermostat of Floor Heater Switch 地暖系統恒溫器	1	1	1	1	1	1	1	-	-	1
	Towel Heater Fused Connection Unit 毛巾架燈熔斷器接線電掣	1	-	-	-	-	-	-	1	1	1
	Water Heater Switch 電熱水爐掣	1	1	1	1	1	1	1	-	-	1
Air Conditioner Indoor Unit Fused Connection Unit 室內空調機熔斷器接線電掣	-	-	1	-	1	-	-	-	-	-	
13A Single Socket Outlet with USB 13A單位電插座連USB插座	1	-	-	-	-	-	1	-	-	-	
Switch for Electric Curtain 電動窗簾掣	-	-	-	-	-	-	-	-	-	1	
Bedroom 3 & Closet 睡房3及衣帽間	13A Single Socket Outlet 13A單位電插座	-	-	-	-	-	-	-	2	2	-
	13A Twin Socket Outlet 13A雙位電插座	-	-	-	-	-	-	-	3	3	-
	Air Conditioner Indoor Unit Fused Connection Unit 室內空調機熔斷器接線電掣	-	-	-	-	-	-	-	4	4	-
	Closet Lighting Fused Connection Unit 衣櫃燈熔斷器接線電掣	-	-	-	-	-	-	-	1	1	-

Remarks:

- The numbers as shown in the above table denote the numbers provided.
- The symbol "-" as shown in the above table denotes "Not Provided".

備註:

- 上表顯示的數目代表提供的數量。
- 上表 "-" 代表「不提供」。



# 23 FITTINGS, FINISHES AND APPLIANCES

## 裝置、裝修物料及設備



### Schedule of mechanical and electrical provisions of residential units

#### 住宅單位機電裝置數量說明表

Location 位置	Description 描述	G/F 地下	1/F-3/F & 6/F 1樓至3樓及6樓		5/F 5樓		7/F 7樓		8/F 8樓	9/F 9樓	10/F 10樓
		A	A	B	A	B	A	B	A	A	A
Bedroom 3 & Closet 睡房3及衣帽間	Electrical Curtain Control Adaptable Box 電動窗簾掣接線掣	-	-	-	-	-	-	-	2	2	-
	Electrical Curtain Fused Connection Unit 電動窗簾掣熔斷器接線電掣	-	-	-	-	-	-	-	2	2	-
	Lighting Switch 燈掣	-	-	-	-	-	-	-	2	2	-
	Lighting Point 燈位	-	-	-	-	-	-	-	9	9	-
	Switch for Electric Curtain 電動窗簾掣	-	-	-	-	-	-	-	1	1	-
	Switch for Exhaust Fan 抽氣扇開關掣	-	-	-	-	-	-	-	1	1	-
	Switch for Electrical Water Heater 電熱水爐開關掣	-	-	-	-	-	-	-	1	1	-
	Telephone Outlet 電話天線插座	-	-	-	-	-	-	-	2	2	-
	TV Aerial Outlet 電視天線插座	-	-	-	-	-	-	-	2	2	-
	Water Heater Switch 電熱水爐掣	-	-	-	-	-	-	-	1	1	-
Bedroom 3 睡房 3	13A Single Socket Outlet 13A單位電插座	-	-	1	-	1	1	-	-	-	-
	13A Twin Socket Outlet 13A雙位電插座	-	-	6	-	4	5	-	-	-	1
	13A Twin Socket Outlet with USB 13A雙位電插座連USB插座	-	-	1	-	1	1	-	-	-	3
	Air Conditioner Indoor Unit Fused Connection Unit 室內空調機熔斷器接線電掣	-	-	1	-	-	-	-	-	-	-
	Closet Lighting Fused Connection Unit 衣櫃燈熔斷器接線電掣	-	-	1	-	1	1	-	-	-	-
	Electrical Curtain Control Adaptable Box 電動窗簾掣接線掣	-	-	2	-	2	2	-	-	-	-
	Fused Connection Unit for Lighting 燈熔斷器接線電掣	-	-	1	-	1	1	-	-	-	2
	Lighting Switch 燈掣	-	-	2	-	1	-	-	-	-	2
	Lighting Point 燈位	-	-	8	-	7	8	-	-	-	10
	Switch for Electric Curtain 電動窗簾掣	-	-	1	-	1	-	-	-	-	2
	Switch for Exhaust Fan 抽氣扇開關掣	-	-	1	-	1	-	-	-	-	-
	Telephone Outlet 電話天線插座	-	-	2	-	2	2	-	-	-	2
	TV Aerial Outlet 電視天線插座	-	-	2	-	2	2	-	-	-	1
Data Socket Outlet 數據插座	-	-	-	-	-	-	-	-	-	3	

#### Remarks:

- The numbers as shown in the above table denote the numbers provided.
- The symbol "-" as shown in the above table denotes "Not Provided".

#### 備註：

- 上表顯示的數目代表提供的數量。
- 上表 "-" 代表「不提供」。

# 23 FITTINGS, FINISHES AND APPLIANCES

## 裝置、裝修物料及設備



### Schedule of mechanical and electrical provisions of residential units

#### 住宅單位機電裝置數量說明表

Location 位置	Description 描述	G/F 地下	1/F-3/F & 6/F 1樓至3樓及6樓		5/F 5樓		7/F 7樓		8/F 8樓	9/F 9樓	10/F 10樓
		A	A	B	A	B	A	B	A	A	A
Enclosed Area next to Bathroom 3 浴室3旁封閉區域	13A Single Socket Outlet 13A單位電插座	-	1	-	1	-	-	-	-	-	-
	13A Twin Socket Outlet 13A雙位電插座	-	6	-	5	-	-	-	-	-	-
	13A Twin Socket Outlet with USB 13A雙位電插座連USB插座	-	1	-	1	-	-	-	-	-	-
	Air Conditioner Indoor Unit Fused Connection Unit 室內空調機熔斷器接線電掣	-	1	-	1	-	-	-	-	-	-
	Closet Lighting Fused Connection Unit 衣櫃燈熔斷器接線電掣	-	1	-	1	-	-	-	-	-	-
	Electrical Curtain Control Adaptable Box 電動窗簾掣接線掣	-	2	-	2	-	-	-	-	-	-
	Fused Connection Unit for Lighting 燈熔斷器接線電掣	-	1	-	1	-	-	-	-	-	-
	Lighting Switch 燈掣	-	2	-	1	-	-	-	-	-	-
	Lighting Point 燈位	-	8	-	9	-	-	-	-	-	-
	Switch for Electric Curtain 電動窗簾掣	-	1	-	1	-	-	-	-	-	-
	Switch for Exhaust Fan 抽氣扇開關掣	-	1	-	-	-	-	-	-	-	-
	Telephone Outlet 電話天線插座	-	2	-	2	-	-	-	-	-	-
TV Aerial Outlet 電視天線插座	-	2	-	2	-	-	-	-	-	-	
Enclosed Area between Bedroom 3 and Bathroom 3 睡房3及浴室3之間封閉區域	13A Twin Socket Outlet 13A雙位電插座	-	-	-	2	-	1	-	-	-	-
	Air Conditioner Indoor Unit Fused Connection Unit 室內空調機熔斷器接線電掣	-	-	-	-	-	1	-	-	-	-
	Lighting Switch 燈掣	-	-	-	-	-	2	-	-	-	-
	Lighting Point 燈位	-	-	-	-	-	2	-	-	-	-
	Switch for Electric Curtain 電動窗簾掣	-	-	-	-	-	1	-	-	-	-
Switch for Exhaust Fan 抽氣扇開關掣	-	-	-	-	-	1	-	-	-	-	
Closet at Bedroom 3 衣帽間在睡房3	Lighting Point 燈位	-	-	-	-	-	-	-	-	-	3
	Lighting Switch 燈掣	-	-	-	-	-	-	-	-	-	1
	Switch for Electric Curtain 電動窗簾掣	-	-	-	-	-	-	-	-	-	1
	13A Single Socket Outlet 13A單位電插座	-	-	-	-	-	-	-	-	-	1

#### Remarks:

- The numbers as shown in the above table denote the numbers provided.
- The symbol "-" as shown in the above table denotes "Not Provided".

#### 備註：

- 上表顯示的數目代表提供的數量。
- 上表 "-" 代表「不提供」。

# 23 FITTINGS, FINISHES AND APPLIANCES

## 裝置、裝修物料及設備



### Schedule of mechanical and electrical provisions of residential units

#### 住宅單位機電裝置數量說明表

Location 位置	Description 描述	G/F 地下	1/F-3/F & 6/F 1樓至3樓及6樓		5/F 5樓		7/F 7樓		8/F 8樓	9/F 9樓	10/F 10樓
		A	A	B	A	B	A	B	A	A	A
Bathroom 3 浴室 3	Water Heater Switch 電熱水爐掣	-	1	1	1	1	1	-	-	-	1
	13A Twin Socket Outlet with USB 13A雙位電插座連USB插座	-	1	1	1	1	1	-	1	1	1
	Air Conditioner Indoor Unit Fused Connection Unit 室內空調機熔斷器接線電掣	-	1	1	1	1	1	-	-	-	-
	Exhaust Fan Fused Connection Unit 抽氣扇熔斷器接線電掣	-	1	1	1	1	1	-	1	1	1
	Thermostat of Floor Heater Switch 地暖系統恆溫掣	-	1	1	1	1	1	-	1	1	1
	Fused Spur Unit for Thermo Ventilator 接線座供浴室寶電位	-	1	1	1	1	1	-	1	1	-
	Isolating Switch for Electric Water Heater 電熱水爐隔離開關	-	1	1	1	1	1	-	1	1	1
	Lighting Point 燈位	-	6	6	6	7	6	-	1	1	7
	Lighting Fused Connection Unit 燈熔斷器接線電掣	-	1	1	1	1	1	-	1	1	1
	Towel Heater Fused Connection Unit 毛巾架燈熔斷器接線電掣	-	-	-	-	-	-	-	1	1	-
	Lighting Switch 燈掣	-	-	-	-	-	-	-	-	-	1
13A Single Socket Outlet 13A單位電插座	-	-	-	-	-	-	-	-	-	1	
Bedroom 4 & Closet 睡房4及衣帽間	13A Single Socket Outlet 13A單位電插座	-	-	-	-	-	-	-	2	2	-
	13A Twin Socket Outlet 13A雙位電插座	-	-	-	-	-	-	-	5	5	-
	Closet Lighting Fused Connection Unit 衣櫃燈熔斷器接線電掣	-	-	-	-	-	-	-	2	2	-
	Electrical Curtain Fused Connection Unit 電動窗簾掣熔斷器接線電掣	-	-	-	-	-	-	-	3	3	-
	Electrical Curtain Control Adaptable Box 電動窗簾掣接線掣	-	-	-	-	-	-	-	3	3	-
	Lighting Point 燈位	-	-	-	-	-	-	-	4	4	-
	Lighting Switch 燈掣	-	-	-	-	-	-	-	2	2	-
	Switch for Electric Curtain 電動窗簾掣	-	-	-	-	-	-	-	1	1	-
	Switch for Electrical Water Heater 電熱水爐開關掣	-	-	-	-	-	-	-	1	1	-
	Switch for Exhaust Fan 抽氣扇開關掣	-	-	-	-	-	-	-	1	1	-
	Telephone Outlet 電話天線插座	-	-	-	-	-	-	-	2	2	-
TV Aerial Outlet 電視天線插座	-	-	-	-	-	-	-	2	2	-	

Remarks:

- The numbers as shown in the above table denote the numbers provided.
- The symbol "-" as shown in the above table denotes "Not Provided".

備註:

- 上表顯示的數目代表提供的數量。
- 上表 "-" 代表「不提供」。

# 23 FITTINGS, FINISHES AND APPLIANCES

## 裝置、裝修物料及設備



### Schedule of mechanical and electrical provisions of residential units

#### 住宅單位機電裝置數量說明表

Location 位置	Description 描述	G/F 地下	1/F-3/F & 6/F 1樓至3樓及6樓		5/F 5樓		7/F 7樓		8/F 8樓	9/F 9樓	10/F 10樓
		A	A	B	A	B	A	B	A	A	A
Bedroom 4 睡房 4	13A Single Socket Outlet 13A單位電插座	-	-	-	-	2	-	-	-	-	2
	13A Twin Socket Outlet 13A雙位電插座	-	-	-	-	4	-	-	-	-	1
	13A Twin Socket Outlet with USB 13A雙位電插座連USB插座	-	-	-	-	1	-	-	-	-	3
	Air Conditioner Indoor Unit Fused Connection Unit 室內空調機熔斷器接線電掣	-	-	-	-	-	-	-	-	-	-
	Closet Lighting Fused Connection Unit 衣櫃燈熔斷器接線電掣	-	-	-	-	2	-	-	-	-	2
	Electrical Curtain Control Adaptable Box 電動窗簾掣接線掣	-	-	-	-	4	-	-	-	-	3
	Electrical Curtain Fused Connection Unit 電動窗簾掣熔斷器接線電掣	-	-	-	-	-	-	-	-	-	3
	Lighting Switch 燈掣	-	-	-	-	1	-	-	-	-	3
	Lighting Point 燈位	-	-	-	-	10	-	-	-	-	14
	Switch for Electric Curtain 電動窗簾掣	-	-	-	-	1	-	-	-	-	2
	Switch for Exhaust Fan 抽氣扇開關掣	-	-	-	-	-	-	-	-	-	-
	Telephone Outlet 電話天線插座	-	-	-	-	2	-	-	-	-	2
	TV Aerial Outlet 電視天線插座	-	-	-	-	2	-	-	-	-	1
	Data Socket Outlet 數據插座	-	-	-	-	-	-	-	-	-	2
Enclosed Area next to Bathroom 4 浴室4旁封閉區域	13A Single Socket Outlet 13A單位電插座	-	-	-	-	-	-	1	-	-	-
	13A Single Socket Outlet with USB 13A單位電插座連USB插座	-	-	-	-	-	-	2	-	-	-
	Air Conditioner Indoor Unit Fused Connection Unit 室內空調機熔斷器接線電掣	-	-	-	-	-	-	2	-	-	-
	Lighting Point 燈位	-	-	-	-	1	-	3	-	-	-
	Lighting Switch 燈掣	-	-	-	-	1	-	2	-	-	-
	Switch for Electrical Water Heater 電熱水爐開關掣	-	-	-	-	1	-	1	-	-	-
	Switch for Electrical Curtain 電動窗簾開關掣	-	-	-	-	1	-	-	-	-	-
Switch for Exhaust Fan 抽氣扇開關掣	-	-	-	-	-	-	1	-	-	-	
Closet at Bedroom 4 衣帽間在睡房4	13A Single Socket Outlet 13A單位電插座	-	-	-	-	-	-	-	-	-	1
	Lighting Switch 燈掣	-	-	-	-	-	-	-	-	-	1
	Lighting Point 燈位	-	-	-	-	-	-	-	-	-	4
Enclosed Area next to Bedroom 4 睡房4旁封閉區域	13A Twin Socket Outlet 13A雙位電插座	-	-	-	-	1	-	-	-	-	-
	Air Conditioner Indoor Unit Fused Connection Unit 室內空調機熔斷器接線電掣	-	-	-	-	3	-	-	-	-	-
	Lighting Point 燈位	-	-	-	-	3	-	-	-	-	-
	Lighting Switch 燈掣	-	-	-	-	1	-	-	-	-	-
	Switch for Exhaust Fan 抽氣扇開關掣	-	-	-	-	1	-	-	-	-	-

#### Remarks:

- The numbers as shown in the above table denote the numbers provided.
- The symbol "-" as shown in the above table denotes "Not Provided".

#### 備註:

- 上表顯示的數目代表提供的數量。
- 上表 "-" 代表「不提供」。



# 23 FITTINGS, FINISHES AND APPLIANCES

## 裝置、裝修物料及設備



### Schedule of mechanical and electrical provisions of residential units

#### 住宅單位機電裝置數量說明表

Location 位置	Description 描述	G/F 地下	1/F-3/F & 6/F 1樓至3樓及6樓		5/F 5樓		7/F 7樓		8/F 8樓	9/F 9樓	10/F 10樓
		A	A	B	A	B	A	B	A	A	A
Bathroom 4 浴室 4	13A Single Socket Outlet 13A單位電插座	-	-	-	-	2	-	-	-	-	1
	Air Conditioner Indoor Unit Fused Connection Unit 室內空調機熔斷器接線電掣	-	-	-	-	1	-	-	-	-	1
	Lighting Switch 燈掣	-	-	-	-	2	-	-	-	-	1
	Switch for Electrical Water Heater 電熱水爐開關掣	-	-	-	-	1	-	-	-	-	-
	Switch for Exhaust Fan 抽氣扇開關掣	-	-	-	-	1	-	-	-	-	-
	Air Conditioner Central Remote Controller 空調機集中控制機	-	-	-	-	1	-	-	-	-	-
	Fused Connection Unit for Hong Kong Telecom (HKT) 香港電訊設備熔斷器接線電掣	-	-	-	-	9	-	-	-	-	-
	13A Twin Socket Outlet 13A雙位電插座	-	1	1	1	1	1	-	1	1	-
	13A Twin Socket Outlet with USB 13A雙位電插座連USB插座	-	-	-	-	-	-	-	-	-	2
	Electrical Curtain Fused Connection Unit 電動窗簾掣熔斷器接線電掣	-	-	-	-	-	-	-	-	-	1
	Electrical Curtain Control Adaptable Box 電動窗簾掣接線掣	-	-	-	-	-	-	-	-	-	1
	Exhaust Fan Fused Connection Unit 抽氣扇熔斷器接線電掣	-	1	1	1	1	1	1	1	1	1
	Floor Heater Fused Connection Unit 地熱熔斷器接線電掣	-	-	-	-	-	-	-	1	1	1
	Fused Spur Unit for Thermo Ventilator 接線座供浴室寶電位	-	-	-	-	-	-	-	1	1	-
	Isolating Switch for Electric Water Heater 電熱水爐隔離開關	-	1	1	-	1	1	1	1	1	1
	Lighting Point 燈位	-	1	2	1	4	1	-	3	3	6
	Lighting Fused Connection Unit 燈熔斷器接線電掣	-	1	1	1	-	1	-	1	1	1
	Towel Heater Fused Connection Unit 毛巾架燈熔斷器接線電掣	-	-	-	-	-	-	-	1	1	-
Closet Lighting Fused Connection Unit 衣櫃燈熔斷器接線電掣	-	-	-	-	1	-	-	-	-	-	
Switch for Electrical Curtain 電動窗簾開關掣	-	-	-	-	-	-	-	-	-	1	
Bathroom 5 浴室 5	13A Twin Socket Outlet 13A雙位電插座	-	-	-	-	-	-	-	1	1	-
	Exhaust Fan Fused Connection Unit 抽氣扇熔斷器接線電掣	-	-	-	-	-	-	-	1	1	-
	Floor Heater Fused Connection Unit 地熱熔斷器接線電掣	-	-	-	-	-	-	-	1	1	-
	Fused Spur Unit for Thermo Ventilator 接線座供浴室寶電位	-	-	-	-	-	-	-	1	1	-
	Isolating Switch for Electric Water Heater 電熱水爐隔離開關	-	-	-	-	-	-	-	1	1	-
	Lighting Point 燈位	-	-	-	-	-	-	-	1	1	2
	Mirror Cabinet Lighting Fused Connection Unit 鏡櫃燈熔斷器接線電掣	-	-	-	-	-	-	-	1	1	-

Remarks:

- The numbers as shown in the above table denote the numbers provided.
- The symbol "-" as shown in the above table denotes "Not Provided".

備註:

- 上表顯示的數目代表提供的數量。
- 上表 "-" 代表「不提供」。

# 23 FITTINGS, FINISHES AND APPLIANCES

## 裝置、裝修物料及設備



### Schedule of mechanical and electrical provisions of residential units

#### 住宅單位機電裝置數量說明表

Location 位置	Description 描述	G/F 地下	1/F-3/F & 6/F 1樓至3樓及6樓		5/F 5樓		7/F 7樓		8/F 8樓	9/F 9樓	10/F 10樓
		A	A	B	A	B	A	B	A	A	A
Shower Room 淋浴間	Lighting Point 燈位	-	-	-	-	-	-	-	-	-	2
Closet 衣帽間	13A Single Socket Outlet 13A單位電插座	5	-	1	4	-	-	1	2	2	-
	Air Conditioner Central Remote Controller 空調機集中控制機	-	-	-	-	-	-	1	-	-	-
	Lighting Point 燈位	12	-	2	4	-	-	4	2	2	-
	Lighting Switch 燈掣	4	-	2	1	-	-	1	2	2	-
	Miniature Circuit Breaker Board 微型斷路器配電箱	-	-	-	-	-	-	2	-	-	-
	13A Twin Socket Outlet 13A雙位電插座	1	-	1	-	-	-	-	-	-	-
	13A Twin Socket Outlet with USB 13A雙位電插座連USB插座	3	-	1	-	-	-	-	-	-	-
	Closet Lighting Fused Connection Unit 衣櫃燈熔斷器接線電掣	2	-	1	3	-	-	-	-	-	-
	Air Conditioner Indoor Unit Fused Connection Unit 室內空調機熔斷器接線電掣	1	-	2	1	-	-	-	-	-	-
	Switch for Dehumidifying Tube 防潮管開關掣	1	-	1	-	-	-	-	-	-	-
	Switch for Electrical Water Heater 電熱水爐開關掣	-	-	1	-	-	-	-	-	-	-
	Electrical Curtain Control Adaptable Box 電動窗簾掣接線掣	2	-	-	-	-	-	-	-	-	-
	AV Outlet 影音系統插座	3	-	-	-	-	-	-	-	-	-
	NOW TV Socket Outlet NOW電視天線插座	1	-	-	-	-	-	-	-	-	-
	TV Aerial Outlet 電視天線插座	1	-	-	-	-	-	-	-	-	-
	Telephone Outlet 電話天線插座	1	-	-	-	-	-	-	-	-	-
	Data Socket Outlet 數據插座	2	-	-	-	-	-	-	-	-	-
Switch for Electrical Curtain 電動窗簾開關掣	3	-	-	-	-	-	-	-	-	-	
Fused Connection Unit for Lighting 燈熔斷器接線電掣	-	-	-	1	-	-	-	-	-	-	

#### Remarks:


- The numbers as shown in the above table denote the numbers provided.
- The symbol "-" as shown in the above table denotes "Not Provided".

#### 備註：

- 上表顯示的數目代表提供的數量。
- 上表 "-" 代表「不提供」。

# 23 FITTINGS, FINISHES AND APPLIANCES

## 裝置、裝修物料及設備



### Schedule of mechanical and electrical provisions of residential units

#### 住宅單位機電裝置數量說明表

Location 位置	Description 描述	G/F 地下	1/F-3/F & 6/F 1樓至3樓及6樓		5/F 5樓		7/F 7樓		8/F 8樓	9/F 9樓	10/F 10樓
		A	A	B	A	B	A	B	A	A	A
Enclosed Area inside Closet 衣帽間內封閉區域	13A Single Socket Outlet 13A單位電插座	-	-	2	-	-	-	-	-	-	-
	Air Conditioner Central Remote Controller 空調機集中控制機	-	-	1	-	-	-	-	-	-	-
	Lighting Point 燈位	-	-	2	-	-	-	-	-	-	-
	Lighting Switch 燈掣	-	-	1	-	-	-	-	-	-	-
	Miniature Circuit Breaker Board 微型斷路器配電箱	-	-	2	-	-	-	-	-	-	-
	Closet Lighting Fused Connection Unit 衣櫃燈熔斷器接線電掣	-	-	1	-	-	-	-	-	-	-
Kitchen 廚房	13A Single Socket Outlet 13A單位電插座	12	12	11	12	11	12	-	6	6	14
	13A Twin Socket Outlet 13A雙位電插座	1	3	2	3	3	3	4	6	6	1
	13A Twin Socket Outlet with USB 13A雙位電插座連USB插座	2	1	1	1	1	1	1	-	-	1
	Air Conditioner Indoor Unit Fused Connection Unit 室內空調機熔斷器接線電掣	1	3	2	3	2	3	2	3	3	2
	Connection Unit 接線電掣	-	2	2	2	2	2	-	1	1	8
	Fused Connection Unit for Kitchen Appliance 廚房電氣設備熔斷器接線電掣	5	4	4	4	4	4	18	1	1	14
	Door Bell 門鐘	-	1	1	1	1	1	1	1	1	1
	Electrical Curtain Control Adaptable Box 電動窗簾掣接線掣	1	1	1	1	1	1	2	1	1	1
	Electrical Curtain Fused Connection Unit 電動窗簾掣熔斷器接線電掣	-	-	-	-	-	-	-	1	1	1
	Exhaust Fan Fused Connection Unit 抽氣扇熔斷器接線電掣	1	1	1	1	1	1	2	1	1	1
	Isolating Switch for Electric Water Heater 電熱水爐隔離開關	1	1	1	2	1	1	1	1	1	1
	Kitchen Cabinet Lighting Fused Connection Unit 廚櫃燈熔斷器接線電掣	10	5	5	6	5	5	17	7	7	1
	Lighting Point 燈位	10	13	13	11	13	12	10	12	12	17
	Lighting Switch 燈掣	1	2	1	2	1	-	2	1	1	2
	Switch for Electric Curtain 電動窗簾掣	1	1	1	1	1	-	2	1	1	2
	Switch for Electrical Water Heater 電熱水爐開關掣	1	1	1	1	1	-	1	1	1	1
	Switch for Exhaust Fan 抽氣扇開關掣	1	1	1	1	1	1	1	1	1	1
	Telephone Outlet 電話天線插座	1	-	-	-	-	-	1	1	1	-
TV Aerial Outlet 電視天線插座	-	-	-	-	-	-	-	1	1	-	
Fused Connection Unit for Lighting (at Ceiling) 燈熔斷器接線電掣 (天花)	-	1	1	-	-	1	-	-	-	2	

#### Remarks:

- The numbers as shown in the above table denote the numbers provided.
- The symbol "-" as shown in the above table denotes "Not Provided".

#### 備註:

- 上表顯示的數目代表提供的數量。
- 上表 "-" 代表「不提供」。

# 23 FITTINGS, FINISHES AND APPLIANCES

## 裝置、裝修物料及設備



### Schedule of mechanical and electrical provisions of residential units

#### 住宅單位機電裝置數量說明表

Location 位置	Description 描述	G/F 地下	1/F-3/F & 6/F 1樓至3樓及6樓		5/F 5樓		7/F 7樓		8/F 8樓	9/F 9樓	10/F 10樓
		A	A	B	A	B	A	B	A	A	A
Utility Room 工作間	Telephone Outlet 電話天線插座	-	-	-	-	-	-	-	-	-	1
	13A Single Socket Outlet 13A單位電插座	-	1	-	1	-	1	-	2	2	8
	13A Twin Socket Outlet 13A雙位電插座	-	1	-	1	-	1	-	3	3	2
	13A Twin Socket Outlet with USB 13A雙位電插座連USB插座	-	1	-	1	-	1	-	-	-	-
	Air Conditioner Central Remote Controller 空調機集中控制機	-	1	-	1	-	1	-	1	1	2
	Air Conditioner Indoor Unit Fused Connection Unit 室內空調機熔斷器接線電掣	-	1	-	1	-	1	-	-	-	-
	Closet Lighting Fused Connection Unit 衣櫃燈熔斷器接線電掣	-	2	-	2	-	2	-	2	2	1
	Lighting Point 燈位	-	5	-	5	-	5	-	3	3	18
	Lighting Switch 燈掣	-	1	-	1	-	1	-	3	3	3
	Isolating Switch for Electric Water Heater 電熱水爐隔離開關	-	-	-	-	-	-	-	-	-	3
	Miniature Circuit Breaker Board 微型斷路器配電箱	-	2	-	2	-	2	-	-	-	-
	Miniature Circuit Breaker for Lighting and Power 電燈用微型斷路器	-	-	-	-	-	-	-	1	1	-
	Miniature Circuit Breaker for Water Heater 熱水爐用微型斷路器	-	-	-	-	-	-	-	1	1	1
	Switch for Exhaust Fan 抽氣扇開關掣	-	1	-	1	-	1	-	1	1	1
	Switch for Electrical Water Heater 電熱水爐開關掣	-	1	-	1	-	1	-	-	-	1
	Molded-Case Circuit Breaker 塑殼斷路器	-	1	-	1	-	1	-	1	1	2
Fused Connection Unit for Hong Kong Telecom (HKT) 香港電訊設備熔斷器接線電掣	-	9	-	9	-	9	-	-	-	-	
Enclosed Area next to Utility Room 工作間旁封閉區域	Lighting Point 燈位	-	-	-	-	-	-	-	-	-	3
	Lighting Switch 燈掣	-	-	-	-	-	-	-	-	-	2
	13A Single Socket Outlet 13A單位電插座	-	-	-	-	-	-	-	-	-	5
	Miniature Circuit Breaker for Lift 升降機微型斷路器	-	-	-	-	-	-	-	-	-	1
	Lift CCTV Monitor 升降機CCTV顯示器	-	-	-	-	-	-	-	-	-	1

#### Remarks:

- The numbers as shown in the above table denote the numbers provided.
- The symbol "-" as shown in the above table denotes "Not Provided".


#### 備註:

- 上表顯示的數目代表提供的數量。
- 上表 "-" 代表「不提供」。



# 23 FITTINGS, FINISHES AND APPLIANCES

## 裝置、裝修物料及設備



### Schedule of mechanical and electrical provisions of residential units

#### 住宅單位機電裝置數量說明表

Location 位置	Description 描述	G/F 地下	1/F-3/F & 6/F 1樓至3樓及6樓		5/F 5樓		7/F 7樓		8/F 8樓	9/F 9樓	10/F 10樓
		A	A	B	A	B	A	B	A	A	A
Enclosed Area next to Kitchen 廚房旁封閉區域	13A Single Socket Outlet 13A單位電插座	-	-	-	-	-	-	4	-	-	1
	Air Conditioner Indoor Unit Fused Connection Unit 室內空調機熔斷器接線電掣	-	-	-	-	-	-	1	-	-	-
	Lighting Point 燈位	-	-	-	-	-	-	3	-	-	3
	Lighting Switch 燈掣	-	-	-	-	-	-	1	-	-	1
	Fused Connection Unit for Home Automation System 智能家居系統熔斷器接線電掣	-	-	-	-	-	-	3	-	-	-
Store Room 儲物室	13A Single Socket Outlet 13A單位電插座	-	-	-	3	2	-	-	3	3	2
	13A Twin Socket Outlet 13A雙位電插座	-	5	-	4	1	5	-	-	-	-
	13A Twin Socket Outlet with USB 13A雙位電插座連USB插座	-	-	-	-	-	-	-	-	-	-
	Isolating Switch for Electric Water Heater 電熱水爐隔離開關	-	-	-	-	-	-	-	-	-	-
	Water Heater Switch 電熱水爐掣	-	-	-	-	-	-	-	-	-	-
	Air Conditioner Indoor Unit Fused Connection Unit 室內空調機熔斷器接線電掣	-	2	-	3	1	2	-	-	-	-
	Closet Lighting Fused Connection Unit 衣櫃燈熔斷器接線電掣	-	-	-	1	2	-	-	3	3	-
	Lighting Point 燈位	-	1	-	14	2	1	-	1	1	8
	Lighting Switch 燈掣	-	1	-	3	1	1	-	1	1	1
	Miniature Circuit Breaker Board 微型斷路器配電箱	-	-	-	-	-	-	-	-	-	-
	TV Aerial Outlet 電視天線插座	-	-	-	1	-	-	-	-	-	-
	Telephone Outlet 電話天線插座	-	-	-	1	-	-	-	-	-	-
	Fused Connection Unit for Lighting 燈熔斷器接線電掣	-	-	-	1	-	-	-	-	-	-
Switch for Exhaust Fan 抽氣扇開關掣	-	-	-	1	-	-	-	-	-	-	

#### Remarks:

- The numbers as shown in the above table denote the numbers provided.
- The symbol "-" as shown in the above table denotes "Not Provided".

#### 備註：

- 上表顯示的數目代表提供的數量。
- 上表 "-" 代表「不提供」。

# 23 FITTINGS, FINISHES AND APPLIANCES

## 裝置、裝修物料及設備



### Schedule of mechanical and electrical provisions of residential units

#### 住宅單位機電裝置數量說明表

Location 位置	Description 描述	G/F 地下	1/F-3/F & 6/F 1樓至3樓及6樓		5/F 5樓		7/F 7樓		8/F 8樓	9/F 9樓	10/F 10樓
		A	A	B	A	B	A	B	A	A	A
Store Room 1 儲物室 1	Air Conditioner Indoor Unit Fused Connection Unit 室內空調機熔斷器接線電掣	1	-	-	-	-	-	-	-	-	-
	13A Single Socket Outlet with USB 13A單位電插座連USB插座	-	-	-	-	-	-	-	-	-	2
	13A Twin Socket Outlet with USB 13A雙位電插座連USB插座	2	-	-	-	-	-	-	-	-	-
	Isolating Switch for Electric Water Heater 電熱水爐隔離開關	1	-	-	-	-	-	-	-	-	-
	Water Heater Switch 電熱水爐掣	1	-	-	-	-	-	-	-	-	-
	Lighting Point 燈位	2	-	-	-	-	-	-	-	-	2
	Lighting Switch 燈掣	2	-	-	-	-	-	-	-	-	1
	Miniature Circuit Breaker Board 微型斷路器配電箱	-	-	-	-	-	-	-	-	-	-
	Switch for Exhaust Fan 抽氣扇開關掣	1	-	-	-	-	-	-	-	-	-
Store Room 2 儲物室 2	Lighting Point 燈位	-	-	-	-	-	-	-	-	-	2
	Lighting Switch 燈掣	-	-	-	-	-	-	-	-	-	1
	13A Single Socket Outlet with USB 13A單位電插座連USB插座	-	-	-	-	-	-	-	-	-	2
Cloak Room 寄物間	13A Single Socket Outlet 13A單位電插座	-	2	2	2	2	2	-	-	-	-
	13A Twin Socket Outlet 13A雙位電插座	-	-	1	-	1	-	-	-	-	-
	Air Conditioner Indoor Unit Fused Connection Unit 室內空調機熔斷器接線電掣	-	-	1	-	1	-	-	-	-	-
	Closet Lighting Fused Connection Unit 衣櫃燈熔斷器接線電掣	-	2	1	2	1	2	-	-	-	-
	Door Release Button 開門掣	-	-	-	-	-	-	1	-	-	-
	Switch for Exhaust Fan 抽氣扇開關掣	-	1	1	1	1	1	-	-	-	-
	Lighting Point 燈位	-	1	2	1	2	1	2	-	-	1
	Lighting Switch 燈掣	-	1	1	1	1	1	1	-	-	1
	Miniature Circuit Breaker for Lighting and Power 電燈用微型斷路器	-	-	-	-	-	-	-	-	-	1
	Miniature Circuit Breaker for Water Heater 熱水爐用微型斷路器	-	-	-	-	-	-	-	-	-	1
Molded-Case Circuit Breaker 塑殼斷路器	-	-	-	-	-	-	-	-	-	1	
Enclosed Area inside Kitchen 廚房內封閉區域	13A Single Socket Outlet 13A單位電插座	3	-	-	-	-	-	-	-	-	-
	Lighting Point 燈位	1	-	-	-	-	-	-	-	-	-
	Lighting Switch 燈掣	1	-	-	-	-	-	-	-	-	-
	Exhaust Fan Fused Connection Unit 抽氣扇熔斷器接線電掣	1	-	-	-	-	-	-	-	-	-

#### Remarks:

- The numbers as shown in the above table denote the numbers provided.
- The symbol "-" as shown in the above table denotes "Not Provided".

#### 備註:

- 上表顯示的數目代表提供的數量。
- 上表 "-" 代表「不提供」。

# 23 FITTINGS, FINISHES AND APPLIANCES

## 裝置、裝修物料及設備



### Schedule of mechanical and electrical provisions of residential units

#### 住宅單位機電裝置數量說明表

Location 位置	Description 描述	G/F 地下	1/F-3/F & 6/F 1樓至3樓及6樓		5/F 5樓		7/F 7樓		8/F 8樓	9/F 9樓	10/F 10樓
		A	A	B	A	B	A	B	A	A	A
Study Room 書房	13A Twin Socket Outlet 13A雙位電插座	-	-	-	-	-	-	-	6	6	1
	Electrical Curtain Control Adaptable Box 電動窗簾掣接線掣	-	-	-	-	-	-	-	1	1	4
	Electrical Curtain Fused Connection Unit 電動窗簾掣熔斷器接線電掣	-	-	-	-	-	-	-	1	1	-
	Lighting Switch 燈掣	-	-	-	-	-	-	-	2	1	-
	Lighting Point 燈位	-	-	-	-	-	-	-	5	5	16
	Switch for Electric Curtain 電動窗簾掣	-	-	-	-	-	-	-	1	1	-
	Telephone Outlet 電話天線插座	-	-	-	-	-	-	-	2	2	-
	TV Aerial Outlet 電視天線插座	-	-	-	-	-	-	-	2	2	-
Wall Mount Light 掛牆燈	-	-	-	-	-	-	-	-	-	2	
Reading Room 閱讀室	13A Single Socket Outlet 13A單位電插座	5	-	-	-	-	-	-	-	-	-
	13A Twin Socket Outlet with USB 13A雙位電插座連USB插座	1	-	-	-	-	-	-	-	-	-
	AV Outlet 影音系統插座	3	-	-	-	-	-	-	-	-	-
	NOW TV Socket Outlet NOW電視天線插座	1	-	-	-	-	-	-	-	-	-
	Data Socket Outlet 數據插座	2	-	-	-	-	-	-	-	-	-
	13A Twin Socket Outlet 13A雙位電插座	2	-	-	-	-	-	-	-	-	-
	Electrical Curtain Control Adaptable Box 電動窗簾掣接線掣	6	-	-	-	-	-	-	-	-	-
	Lighting Switch 燈掣	2	-	-	-	-	-	-	-	-	-
	Lighting Point 燈位	14	-	-	-	-	-	-	-	-	-
	Switch for Electric Curtain 電動窗簾掣	3	-	-	-	-	-	-	-	-	-
	Telephone Outlet 電話天線插座	1	-	-	-	-	-	-	-	-	-
	TV Aerial Outlet 電視天線插座	1	-	-	-	-	-	-	-	-	-
	Air Conditioner indoor Unit Fused Connection Unit 室內空調機熔斷器接線電掣	1	-	-	-	-	-	-	-	-	-
Switch for Fireplace 火爐開關掣	1	-	-	-	-	-	-	-	-	-	

#### Remarks:

- The numbers as shown in the above table denote the numbers provided.
- The symbol "-" as shown in the above table denotes "Not Provided".

#### 備註:

- 上表顯示的數目代表提供的數量。
- 上表 "-" 代表「不提供」。

# 23 FITTINGS, FINISHES AND APPLIANCES

## 裝置、裝修物料及設備



### Schedule of mechanical and electrical provisions of residential units

#### 住宅單位機電裝置數量說明表

Location 位置	Description 描述	G/F 地下	1/F-3/F & 6/F 1樓至3樓及6樓		5/F 5樓		7/F 7樓		8/F 8樓	9/F 9樓	10/F 10樓
		A	A	B	A	B	A	B	A	A	A
Lavatory 洗手間	13A Single Socket Outlet 13A單位電插座	1	-	-	-	-	-	-	-	-	-
	Lighting Point 燈位	2	-	-	-	-	-	-	-	-	-
Powder Room 化妝間	13A Single Socket Outlet 13A單位電插座	-	-	-	-	-	-	1	-	-	1
	13A Twin Socket Outlet 13A雙位電插座	-	1	1	1	1	1	1	1	1	-
	Lighting Point 燈位	5	5	5	5	5	5	5	1	1	6
	Lighting Switch 燈掣	1	-	-	-	-	-	1	-	-	1
	Air Conditioner Indoor Unit Fused Connection Unit 室內空調機熔斷器接線電掣	-	-	-	1	1	-	1	-	-	-
	Exhaust Fan Fused Connection Unit 抽氣扇熔斷器接線電掣	1	1	1	1	1	1	1	1	1	1
	Isolating Switch for Electric Water Heater 電熱水爐隔離開關	-	1	1	1	1	1	1	1	1	1
	Lighting Fused Connection Unit 燈熔斷器接線電掣	-	1	1	1	1	1	-	1	1	1
Switch for Exhaust Fan 抽氣扇開關掣	-	-	-	-	-	-	-	-	-	-	1
Powder Room Closet 化妝間衣帽間	13A Single Socket Outlet 13A單位電插座	-	-	-	-	-	-	-	2	2	-
	13A Twin Socket Outlet 13A雙位電插座	-	-	-	-	-	-	-	1	1	-
	Lighting Point 燈位	-	-	-	-	-	-	-	1	1	-
	Lighting Switch 燈掣	-	-	-	-	-	-	-	2	2	-
	Closet Lighting Fused Connection Unit 衣櫃燈熔斷器接線電掣	-	-	-	-	-	-	-	2	2	-
	Switch for Exhaust Fan 抽氣扇開關掣	-	-	-	-	-	-	-	1	1	-
Switch for Electrical Water Heater 電熱水爐開關掣	-	-	-	-	-	-	-	1	1	-	

#### Remarks:

- The numbers as shown in the above table denote the numbers provided.
- The symbol "-" as shown in the above table denotes "Not Provided".

#### 備註：

- 上表顯示的數目代表提供的數量。
- 上表 "-" 代表「不提供」。



# 23 FITTINGS, FINISHES AND APPLIANCES

## 裝置、裝修物料及設備



### Schedule of mechanical and electrical provisions of residential units

#### 住宅單位機電裝置數量說明表

Location 位置	Description 描述	G/F 地下	1/F-3/F & 6/F 1樓至3樓及6樓		5/F 5樓		7/F 7樓		8/F 8樓	9/F 9樓	10/F 10樓
		A	A	B	A	B	A	B	A	A	A
Staircase 樓梯	Lighting Point 燈位	-	-	-	-	-	-	-	-	-	7
	Lighting Switch 燈掣	-	-	-	-	-	-	-	-	-	3
Balcony 露台	13A Single Waterproof Socket Outlet 13A防水單位電插座	2	2	2	2	2	2	2	2	-	-
	Ceiling Mount Fan Fuse Connection Unit 吊扇熔斷器接線電掣	-	1	1	1	1	1	-	1	-	-
	Lighting Point 燈位	4	4	4	4	4	4	4	4	-	-
	Skirting Light Fuse Connection Unit 地腳燈熔斷器接線電掣	-	-	-	2	2	-	-	2	-	-
	Wall Mount Light 掛牆燈	1	1	1	1	1	1	1	2	-	-
Flat Roof (from Living Room and Dining Room and Bedroom 2) 平台 (由客廳及飯廳及睡房2)	Lighting Point 燈位	-	-	-	-	-	-	-	2	-	-
	13A Single Waterproof Socket Outlet 13A防水單位電插座	-	-	-	-	-	-	-	2	-	-
Flat Roof (from Living Room and Dining Room) 平台 (由客廳及飯廳)	Lighting Point 燈位	-	-	-	-	-	-	-	-	2	-
	13A Single Waterproof Socket Outlet 13A防水單位電插座	-	-	-	-	-	-	-	-	2	-
Flat Roof (from Study Room and Bedroom 1) 平台 (由書房及睡房1)	Lighting Point 燈位	-	-	-	-	-	-	-	2	-	-
	13A Single Waterproof Socket Outlet 13A防水單位電插座	-	-	-	-	-	-	-	2	-	-
Flat Roof (from Kitchen) 平台 (由廚房)	Lighting Point 燈位	-	-	-	-	-	-	-	2	-	-
	13A Single Waterproof Socket Outlet 13A防水單位電插座	-	-	-	-	-	-	-	2	-	-
Flat Roof 平台	13A Single Waterproof Socket Outlet 13A防水單位電插座	-	-	-	-	-	-	-	-	-	2
	Wall Mount Light 掛牆燈	-	-	-	-	-	-	-	-	-	2
Enclosed Area under corridor and next to Foyer 樓梯底及門廊旁封閉區域	Lighting Switch 燈掣	1	-	-	-	-	-	-	-	-	-
	Lighting Point 燈位	2	-	-	-	-	-	-	-	-	-

#### Remarks:

- The numbers as shown in the above table denote the numbers provided.
- The symbol "-" as shown in the above table denotes "Not Provided".

#### 備註:

- 上表顯示的數目代表提供的數量。
- 上表 "-" 代表「不提供」。

# 23 FITTINGS, FINISHES AND APPLIANCES

## 裝置、裝修物料及設備



### Schedule of mechanical and electrical provisions of residential units

#### 住宅單位機電裝置數量說明表

Location 位置	Description 描述	G/F 地下	1/F-3/F & 6/F 1樓至3樓及6樓		5/F 5樓		7/F 7樓		8/F 8樓	9/F 9樓	10/F 10樓
		A	A	B	A	B	A	B	A	A	A
Air Handling Unit Room 風櫃房	Lighting Point 燈位	-	-	-	-	-	-	-	3	3	-
	13A Single Waterproof Socket Outlet 13A防水單位電插座	-	-	-	-	-	-	-	2	2	-
	Isolator for Variable Refrigerant Volume (VRV) Outdoor Unit Air-Conditioner 室外空調機隔離開關	-	-	-	-	-	-	-	4	4	-
	Exhaust Fan Fused Connection Unit 抽氣扇熔斷器接線電掣	-	-	-	-	-	-	-	-	-	-
Enclosed Area next to Air Handling Unit Room 風櫃房旁封閉區域	Lighting Point 燈位	-	-	-	-	-	-	-	2	2	-
Air Handling Unit Room (1) 風櫃房 (1)	Lighting Point 燈位	-	-	2	-	2	-	2	-	-	-
	13A Single Waterproof Socket Outlet 13A防水單位電插座	-	-	1	-	1	-	1	-	-	-
	Isolator for Variable Refrigerant Volume (VRV) Outdoor Unit Air-Conditioner 室外空調機隔離開關	-	-	2	-	2	-	2	-	-	-
	Exhaust Fan Fused Connection Unit 抽氣扇熔斷器接線電掣	-	-	-	-	-	-	2	-	-	-
Enclosed Area next to Air Handling Unit Room (1) 風櫃房 (1) 旁封閉區域	Lighting Point 燈位	-	-	2	-	-	-	2	-	-	-
Air Handling Unit Room (2) 風櫃房 (2)	Lighting Point 燈位	-	2	-	2	-	2	-	-	-	-
	13A Single Waterproof Socket Outlet 13A防水單位電插座	-	1	-	1	-	1	-	-	-	-
	Isolator for Variable Refrigerant Volume (VRV) Outdoor Unit Air-Conditioner 室外空調機隔離開關	-	2	-	2	-	2	-	-	-	-
Refuse Storage & Material Recovery Room 垃圾及物料回收室	13A Single Waterproof Socket Outlet 13A防水單位電插座	-	-	-	-	-	-	-	1	1	1
	Exhaust Fan Fused Connection Unit 抽氣扇熔斷器接線電掣	-	-	-	-	-	-	-	1	1	1
	Lighting Point 燈位	-	-	-	-	-	-	-	2	2	2
	Lighting Switch 燈掣	-	-	-	-	-	-	-	1	1	1
	Switch for Exhaust Fan 抽氣扇開關掣	-	-	-	-	-	-	-	1	1	1

#### Remarks:

- The numbers as shown in the above table denote the numbers provided.
- The symbol "-" as shown in the above table denotes "Not Provided".

#### 備註：

- 上表顯示的數目代表提供的數量。
- 上表 "-" 代表「不提供」。

# 23 FITTINGS, FINISHES AND APPLIANCES

## 裝置、裝修物料及設備



### Schedule of mechanical and electrical provisions of residential units

#### 住宅單位機電裝置數量說明表

Location 位置	Description 描述	R/F 天台
		A
Filtration Plant Pit 過濾系統機房	Exhaust Fan Fused Connection Unit 抽氣扇熔斷器接線電掣	2
	Isolating Switch for Swimming Pool System 泳池系統隔離開關	4
	Lighting Point 燈位	3
	Lighting Switch 燈掣	1
	Miniature Circuit Breaker 微型斷路器	1
Private Flat Roof 私人平台	13A Single Waterproof Socket Outlet 13A防水單位電插座	4
	13A Twin Waterproof Socket Outlet 13A防水雙位電插座	4
	Isolating Switch for Mechanical Ventilation & Air Conditioning 室外空調機隔離開關	4
	Gas Water Heater Fused Connection Unit 煤氣熱水爐熔斷器接線電掣	3
	Lighting Point 燈位	26
	Lighting Switch 燈掣	1

#### Remarks:

- The numbers as shown in the above table denote the numbers provided.
- The symbol "-" as shown in the above table denotes "Not Provided".

#### 備註：

- 上表顯示的數目代表提供的數量。
- 上表 "-" 代表「不提供」。

## 24 SERVICE AGREEMENTS 服務協議



Potable and flushing water is supplied by Water Supplies Department.

食水及沖廁水由水務署供應。

Electricity is supplied by The Hongkong Electric Company Limited.

電力由香港電燈有限公司供應。

Towngas is supplied by The Hong Kong and China Gas Company Limited.

煤氣由香港中華煤氣有限公司供應。

## 25 GOVERNMENT RENT 地稅

The owner (Vendor) is liable for the Government rent payable for the specified residential property up to and including the date of completion of the sale and purchase of that specified residential property (i.e. the date of the assignment of the specified residential property).

擁有人（賣方）有法律責任繳付指明住宅物業直至並包括該指明住宅物業買賣交易完成日（即該指明住宅物業轉讓契日期）之地稅。

## 26 MISCELLANEOUS PAYMENTS BY PURCHASER 買方的雜項付款

1. On the delivery of the vacant possession of the specified residential property to the purchaser, the purchaser is liable to reimburse the owner for the deposits for water, electricity and gas.

1. 在向買方交付指明住宅物業在空置情況下的管有權時，買方須負責向擁有人補還水、電力及氣體的按金。

2. On that delivery, the purchaser is not liable to pay to the owner a debris removal fee.

2. 在交付時，買方無須向擁有人支付清理廢料的費用。

Remarks:

The purchaser should pay to the manager and not the owner of the Development the deposits for water, electricity and gas and the debris removal fee.

備註：

買方須向發展項目管理人而非向擁有人繳付水、電力及氣體的按金及清理廢料的費用。



## 27 DEFECT LIABILITY WARRANTY PERIOD 欠妥之處的保養責任期

Defect liability warranty period for the specified residential property and the fittings, finishes and appliances as provided in the Agreement for Sale and Purchase is within six (6) months from the date of completion of the sale and purchase.

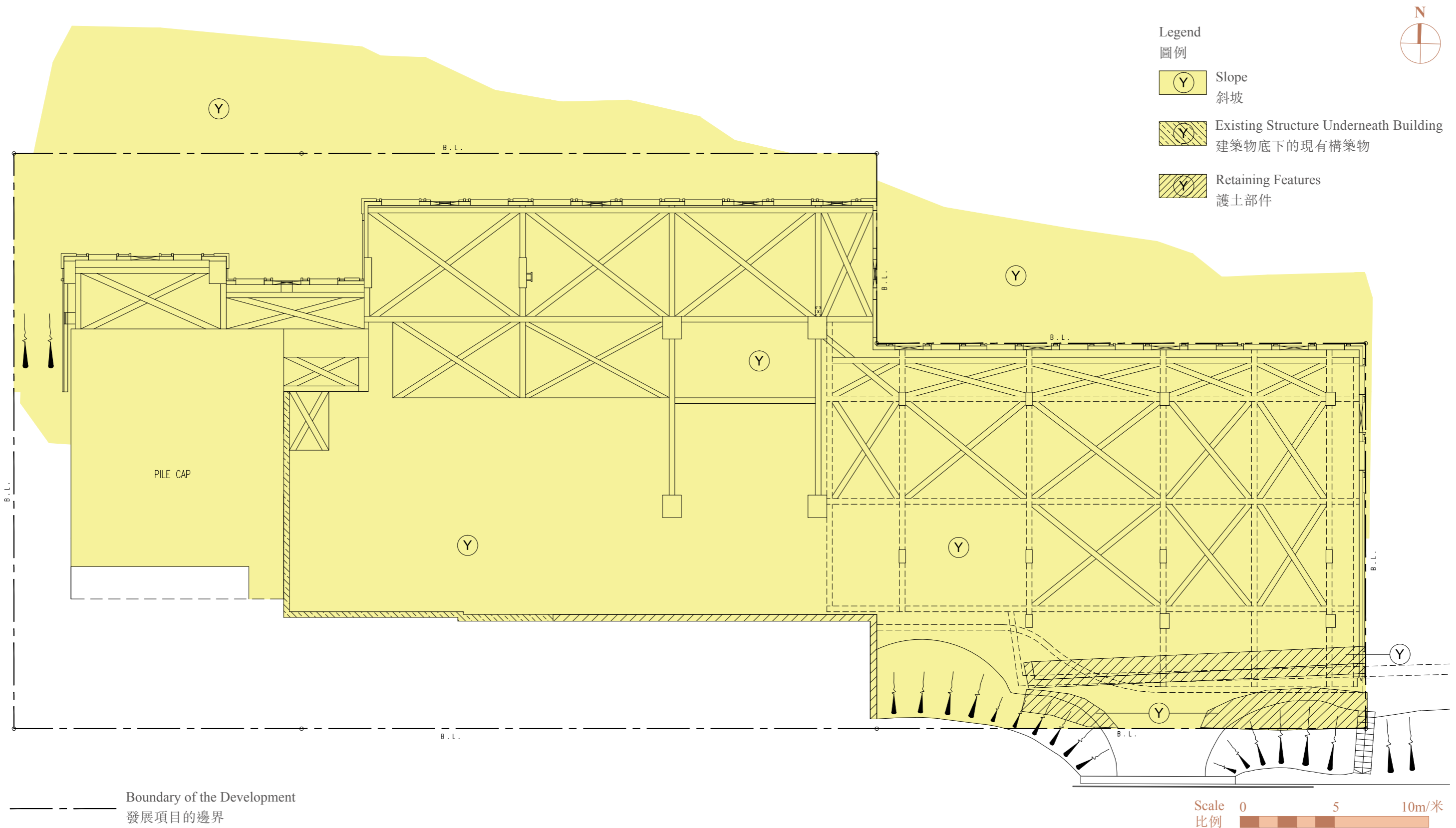

按買賣合約的規定，指明住宅物業及其裝置、裝修物料及設備之欠妥之處的保養責任期為指明住宅物業之成交日期起計為期六(6)個月內。

## 28 MAINTENANCE OF SLOPES 斜坡維修

1. The Land Grant requires the owners of the Development to maintain slope at their own costs.
2. The Land Grant stipulates that:-
  - a. the Lessee shall at all times maintain, amend, rebuild or repair that part of the existing retaining wall located in the south-eastern part of the Extension Area to the satisfaction of the then Director of Public Works (now the Director of Lands) (“the Director”);
  - b. in the event of any cutting away, removal or setting back of adjoining, adjacent or nearby hillside or banks or any building up or filling in is or has been required for the purpose of or in connection with formation, levelling and development of the Land or any part thereof, the Lessee shall construct or bear the cost of the construction of such retaining walls or other support as shall be or may at any time become necessary to protect and support such hillside and banks and the Land itself and to obviate and prevent any falling away, landslip or subsidence occurring thereafter. The Lessee shall at all times maintain the said retaining walls or other support in good and substantial repair and condition.  
In the event of any landslip, subsidence or falling away occurring at any time whether in or from adjoining hillside or banks or in or from the Land itself as a result of any default by the Lessee under this covenant, the Lessee shall at his own expense reinstate and make good the same and shall indemnify the Government from and against all costs, charges, damages, demands and claims whatsoever which shall or may be made suffered or incurred through or by reason thereof. If required by the Director by notice in writing, the Lessee shall carry out such construction and/or maintenance or reinstate and make good any falling away, landslip or subsidence. If the Lessee shall neglect or fail to comply with such notice within the period specified therein, the Director may forthwith execute and carry out the same and the Lessee shall on demand repay to the Government the cost thereof.
3. Each of the owners of the Residential Units is obliged to contribute towards the cost of maintenance work referred to above.
4. The location of the Slope Structures is, for identification purpose shown coloured Yellow, Yellow Hatched Black and Yellow with Solid and Dashed Black Lines on the Slope Structure Plan set out on page 121 of this Sales Brochure.
5. The Manager is, by the DMC, given authority to engage suitable qualified personnel to inspect keep and maintain in good substantial repair and condition the Slope Structures (if required by the Land Grant) in accordance with “Geoguide 5 - Guide to Slope Maintenance” issued by the Geotechnical Engineering Office as amended from time to time and with such other guidelines issued from time to time by the appropriate Government departments regarding the maintenance of the Slope Structures and to carry out any necessary works in relation thereto.

1. 批地文件規定，發展項目的擁有人須自費維修斜坡。
2. 批地文件規定：-
  - a. 承租人須在一切時候保養、改動、重建或修復現存於該增批區域東南面的護土牆之部分，以令時任工務司（現為地政總署署長）（「署長」）滿意；
  - b. 如果因應該土地或其任何部分現時或以往的開拓、平整或發展而須對毗鄰、毗連或鄰近的山坡或堤岸進行削土、移土或後移工程，或進行建造或填土工程，承租人須興建當下或今後任何時間必要或可能變得必要的護土牆或其他承托物，以便保護與承托有關山坡、堤岸及該土地本身以及避免及防止其後發生任何滑坡、山泥傾瀉或地陷，或承擔其興建的費用。承租人需在一切時候保持有關護土牆或其他承托物於良好及修繕妥當的狀態。  
倘若因承租人違反此條款而在任何時候引致任何山泥傾瀉、地陷或滑坡，不論發生在或來自毗鄰山坡、堤岸或該土地本身，承租人須自費修葺使之恢復原狀並就因此令或可能令政府承受、遭受或產生的一切所有費用、收費、損失、要求及申索向政府作出彌償。若署長發出書面通知，承租人須進行上述建築及/或保養或修復或修葺上述滑坡、山泥傾瀉或地陷使之恢復原狀。如果承租人忽略或未有在相關通知指定的限期內遵從有關通知的要求，署長可立即施行及進行上述工程，而承租人須應要求向政府償還有關費用。
3. 發展項目的每名住宅物業之業主均須分擔上述保養工程的費用。
4. 斜坡構築物之位置（以供識別用途）顯示於第121頁斜坡構築物圖則中以黃色、黃色綴黑斜線及黃色綴黑實線及虛線標示的區域。
5. 根據公契，管理人獲授權聘請適當的合資格人士，按土力工程處印發的「岩土指南第五冊 - 斜坡維修指南」（以不時的修訂本為準）及合適的政府部門不時發出有關保養斜坡構築物的其他指引，視察、維持及保養斜坡構築物修繕妥當及狀態良好並就此對其進行任何必要的工程（如批地文件要求）。

# 28 MAINTENANCE OF SLOPES 斜坡維修



## 29 MODIFICATION 修訂



No existing application to the government for a modification of the land grant for this Development has been made.

本發展項目現時並沒有向政府提出申請修訂批地文件。

## 30 RELEVANT INFORMATION 有關資料

### Operating the building maintenance units and/or gondola

Under the DMC, the Manager shall have the right:-

- (i) at all times to extend, maintain, operate, move and have access to, over and/or into or partly into the external walls, planters, lawns, non-enclosed areas and the portion of airspace thereabove as may be determined by the Manager the building maintenance unit(s) (as defined in the DMC) and/or gondola(s) to service, cleanse, enhance, maintain, repair, renovate, decorate, improve and/or replace any part of any exterior of the Development, and to remain temporarily over and/or on the said external walls, planters, lawns, non-enclosed areas and the portion of airspace thereabove for such period as may be necessary for the purpose of inspecting, rebuilding, repairing, renewing, maintaining, cleaning, painting or decorating all or any part of the Common Areas and Facilities; and
- (ii) during the times for necessary inspection, cleaning, maintenance, repairing, altering, renewing, rebuilding, painting or decorating of the external walls (including the windows and non-enclosed areas forming part of a Residential Unit) and the Common Areas and Facilities of the Development as arranged by the Manager, to park the said building maintenance unit(s) and/or gondola(s) (whether its installation is permanent or temporary) on the non-enclosed areas and operate in airspace directly above the non-enclosed areas as well as outside the windows and non-enclosed areas of the Residential Units.

provided that the use and enjoyment of the Residential Unit by the Owner of the same shall not be materially adversely affected or prejudiced thereby.

### 大廈保養系統及/或吊船操作

根據公契，管理人有權：-

- (i) 於任何時間將大廈保養系統（按公契之定義）及/或吊船延伸、維持、操作、移動及有權使用外牆、花槽、草地、非圍封區域、其任何部分或其上空部分，以檢修、清潔、加強、保養、維修、翻修、裝飾、改善及/或更換發展項目外部的任何部分，及在檢查、重建、維修、翻新、維修、清潔、油漆或裝飾公用地方及設施的所有或任何部分的所需期間，將上述大廈保養系統及/或吊船暫時停留於上述外牆、花槽、草地、非圍封區域、其任何部分或其上空部分；及
- (ii) 在管理人安排為發展項目的外牆（包括構成住宅單位一部分的窗戶及非圍封區域）及公用地方與設施進行必須的檢查、清潔、保養、維修、改動、翻新、重建、油漆或裝飾期間，將上述大廈保養系統及/或吊船（不論是永久或臨時的裝置）停泊在住宅單位的非圍封區域上，並在住宅單位的非圍封區域上空操作，以及在住宅單位的窗戶及非圍封區域外操作。

惟上述權利不應大幅損害或影響業主對住宅單位的使用及享受。

## 31 ADDRESS OF THE WEBSITE DESIGNATED BY THE VENDOR FOR THE DEVELOPMENT 賣方就發展項目指定的互聯網網站的網址

The address of the website designated by the Vendor for the Development for the purposes of Part 2 of the Residential Properties (First-hand Sales) Ordinance:

[www.highpeak.com.hk](http://www.highpeak.com.hk)

賣方為施行《一手住宅物業銷售條例》第2部而就發展項目指定的互聯網網站的網址：

[www.highpeak.com.hk](http://www.highpeak.com.hk)

# 32 INFORMATION IN APPLICATION FOR CONCESSION ON GROSS FLOOR AREA OF BUILDING

## 申請建築物總樓面面積寬免的資料

### Breakdown of GFA Concessions Obtained for All Features

#### 總樓面面積寬免項目的面積

Latest information on breakdown of GFA concessions as shown on the general building plans submitted to and approved by the Building Authority (BA) prior to the printing of the sales brochure is tabulated below. Information marked (#) may be based on information provided by the authorized person if the sales brochure is printed prior to submission of the final amendment plans to the BA. The breakdown of GFA concessions may be subject to further changes until final amendment plans are submitted to and approved by the BA prior to the issuance of the occupation permit for the development.

於印製售樓說明書前呈交予並已獲建築事務監督批准的一般建築圖則上有關總樓面面積寬免的分項的最新資料，請見下表。如印製售樓說明書時尚未呈交最終修訂圖則予建築事務監督，則有(#)號的資料可以由認可人士提供的資料作為基礎。直至最終修訂圖則於發出佔用許可證前呈交予並獲建築事務監督批准前，以下分項資料仍可能有所修改。


		Area (m <sup>2</sup> ) 面積 (平方米)
<b>Disregarded GFA under Building (Planning) Regulations 23(3)(b)</b> 根據《建築物(規劃)規例》第23(3)(b)條不計算的總樓面面積		
1 (#)	Carpark and loading/unloading area excluding public transport terminus 停車場及上落客貨地方 (公共交通總站除外)	483.955
2	<b>Plant rooms and similar services</b> 機房及相類設施	
2.1	Mandatory feature or essential plant room, area of which is limited by respective Practice Notes for Authorized Persons, Registered Structural Engineers and Registered Geotechnical Engineers (PNAP) or regulation such as lift machine room, telecommunications and broadcasting (TBE) room, refuse storage and material recovery chamber, etc. 所佔面積受相關《認可人士、註冊結構工程師及註冊岩土工程師作業備考》(《作業備考》)或規例限制的強制性設施或必要機房，例如升降機機房、電訊及廣播設備室、垃圾及物料回收房等	97.327
2.2 (#)	Mandatory feature or essential plant room, area of which is NOT limited by any PNAP or regulation such as room occupied solely by fire services installations (FSI) and equipment, meter room, transformer room, potable and flushing water tank, etc. 所佔面積不受任何《作業備考》或規例限制的強制性設施或必要機房，例如僅由消防裝置及設備佔用的房間、電錶房、電力變壓房、食水及鹹水缸等	374.351
2.3	Non-mandatory or non-essential plant room such as air-conditioning (A/C) plant room, air handling unit (AHU) room, etc. 非強制性或非必要機房，例如空調機房、送風櫃房等	169.338

<b>Green Features under Joint Practice Notes 1 and 2</b> 根據聯合作業備考第1及第2號提供的環保設施		
3	Balcony 露台	54.184
4	Wider common corridor and lift lobby 加闊的公用走廊及升降機大堂	Not applicable 不適用
5	Communal sky garden 公用空中花園	Not applicable 不適用
6	Acoustic fin 隔聲鰭	Not applicable 不適用
7	Wing wall, wind catcher and funnel 翼牆、捕風器及風斗	Not applicable 不適用
8	Non-structural prefabricated external wall 非結構預製外牆	Not applicable 不適用
9	Utility platform 工作平台	Not applicable 不適用
10	Noise barrier 隔音屏障	Not applicable 不適用
<b>Amenity Features</b> 適意設施		
11	Caretaker's quarters, counter, office, store, guard room and lavatory for watchman and management staff and owners' corporation office 管理員宿舍、供保安人員和管理處員工使用的櫃位、辦事處、貯物室、警衛室和廁所，以及業主立案法團辦事處	5.000
12	Residential recreational facilities including void, plant room, swimming pool filtration plant room, covered walkway, etc. serving solely the recreational facilities 住戶康樂設施，包括僅供康樂設施使用的中空空間、機房、游泳池的濾水機房、有蓋人行道等	Not applicable 不適用
13	Covered landscaped and play area 有蓋園景區及遊樂場地	89.474



# 32 INFORMATION IN APPLICATION FOR CONCESSION ON GROSS FLOOR AREA OF BUILDING

## 申請建築物總樓面面積寬免的資料



Amenity Features 適意設施		
14	Horizontal screen/covered walkway and trellis 橫向屏障/有蓋人行道及花棚	Not applicable 不適用
15	Larger lift shaft 擴大升降機槽	Not applicable 不適用
16	Chimney shaft 煙囪管道	Not applicable 不適用
17	Other non-mandatory or non-essential plant room, such as boiler room, satellite master antenna television (SMATV) room 其他非強制性或非必要機房，例如鍋爐房、衛星電視共用天線房	Not applicable 不適用
18 (#)	Pipe duct, air duct for mandatory feature or essential plant room 強制性設施或必要機房所需的管槽及氣槽	19.972
19	Pipe duct, air duct for non-mandatory or non-essential plant room 非強制性設施或非必要機房所需的管槽及氣槽	Not applicable 不適用
20	Plant room, pipe duct, air duct for environmentally friendly system and feature 環保系統及設施所需的機房、管槽及氣槽	Not applicable 不適用
21	Void in duplex domestic flat and house 複式住宅單位及洋房的中空空間	Not applicable 不適用
22	Sunshade and reflector 遮陽篷及反光罩	Not applicable 不適用
23 (#)	Minor projection such as A/C box, A/C platform, window cill and projecting window 小型伸出物，例如空調機箱、空調機平台、窗檻及伸出的窗台	Not applicable 不適用
24	Other projection such as A/C box and platform not covered in paragraph 3(b) and (c) of PNAP APP-19 《作業備考》APP-19 第3(b)及(c)段沒有涵蓋的其他伸出物，如空調機箱及空調機平台	Not applicable 不適用

Other Exempted Items 其他項目		
25 (#)	Refuge floor including refuge floor cum sky garden 庇護層，包括庇護層兼空中花園	Not applicable 不適用
26	Covered area under large projecting/ overhanging feature 大型伸出/外懸設施下的有蓋地方	Not applicable 不適用
27	Public transport terminus 公共交通總站	Not applicable 不適用
28 (#)	Party structure and common staircase 共用構築物及公用樓梯	Not applicable 不適用
29 (#)	Horizontal area of staircase, lift shaft and vertical duct solely serving floor accepted as not being accountable for GFA 僅供獲接納不計入總樓面面積的樓層使用的樓梯、升降機槽及垂直管道的水平面積	172.917
30	Public passage 公眾通道	Not applicable 不適用
31	Covered set back area 有蓋的後移部分	Not applicable 不適用
<b>Bonus GFA</b> 額外總樓面面積		
32	Bonus GFA 額外總樓面面積	Not applicable 不適用
<b>Additional Green Features under Joint Practice Note (No. 8)</b> 根據聯合作業備考（第8號）提供的額外環保設施		
33	Buildings adopting Modular Integrated Construction 採用「組裝合成」建築法的樓宇	Not applicable 不適用

Note:

The above table is based on the requirements as stipulated in the Practice Note for Authorized Persons, Registered Structural Engineers and Registered Geotechnical Engineers ADM-2 issued by the Buildings Department. The Buildings Department may revise such requirements from time to time as appropriate.

備註：

上述表格是根據屋宇署所發出的《認可人士、註冊結構工程師及註冊岩土工程師作業備考》ADM-2規定的要求而制訂的。屋宇署會按實際需要不時更改有關要求。

# 32 INFORMATION IN APPLICATION FOR CONCESSION ON GROSS FLOOR AREA OF BUILDING

## 申請建築物總樓面面積寬免的資料



### Environmental Assessment of the Building 建築物的環境評估

**Green Building Certification**

Assessment result under the **BEAM Plus** certification conferred / issued by Hong Kong Green Building Council Limited (HKGBC) for the building prior to the printing of the sales brochure or its addenda.

**Provisional  
UNCLASSIFIED**



Application no.: PAU0070/22

**綠色建築認證**

在印刷此售樓說明書或其附頁前，本物業根據香港綠色建築議會有限公司頒授 / 發出的綠建環評認證評級。

**暫定評級  
不予評級**



申請編號: PAU0070/22


### Estimated Energy Performance or Consumption for the Common Parts of the Development 發展項目的公用部分的預計能量表現或消耗

Latest information on the estimated energy performance or consumption for the common parts of the development as submitted to the Building Authority prior to the printing of the sales brochures:  
於印製售樓說明書前呈交予建築事務監督發展項目的公用部份的預計能量表現或消耗的最近期資料：

<b>Part I</b> <b>第I部分</b>	
Provision of Central Air Conditioning 提供中央空調	NO 否
Provision of Energy Efficient Features 提供具能源效益的設施	YES 是
Energy Efficient Features proposed:- 擬安裝的具能源效益的設施：-	High efficient of performance air-conditioning units; 高效能系數空調機；

# 32 INFORMATION IN APPLICATION FOR CONCESSION ON GROSS FLOOR AREA OF BUILDING

## 申請建築物總樓面面積寬免的資料



Part II: The predicted annual energy use of the proposed building / part of building <sup>(Note 1)</sup>					
第II部分：擬興建樓宇/部分樓宇預計每年能源消耗量 <sup>(註1)</sup>					
Location 位置	Internal Floor Area Served (m <sup>2</sup> ) 使用有關裝置的內部樓面面積 (平方米)	Annual Energy Use of Baseline Building <sup>(Note 2)</sup> 基線樓宇 <sup>(註2)</sup> 每年能源消耗量		Annual Energy Use of Proposed Building 擬興建樓宇每年能源消耗量	
		Electricity kWh/m <sup>2</sup> /annum 電力 千瓦小時/平方米/年	Town Gas / LPG unit/m <sup>2</sup> /annum 煤氣/石油氣 用量單位/平方米/年	Electricity kWh/m <sup>2</sup> /annum 電力 千瓦小時/平方米/年	Town Gas / LPG unit/m <sup>2</sup> /annum 煤氣/石油氣 用量單位/平方米/年
Area served by central building services installation <sup>(Note 3)</sup> 有使用中央屋宇裝備裝置 <sup>(註3)</sup> 的部份	2144.2	296.8	Not applicable 不適用	255.5	Not applicable 不適用

Part III: The following installation(s) is / are* designed in accordance with the relevant Codes of Practices published by the Electrical & Mechanical Services Department (EMSD)			
第III部分：以下裝置乃按機電工程署公布的相關實務守則設計			
Type of Installations 裝置類型	YES 是	NO 否	NOT APPLICABLE 不適用
Lighting Installations 照明裝置	✓		
Air Conditioning Installations 空調裝置	✓		
Electrical Installations 電力裝置	✓		
Lift & Escalator Installations 升降機及自動梯的裝置	✓		
Performance-based Approach 以總能源為本的方法		✓	

### Notes:

- In general, the lower the estimated “Annual Energy Use” of the building, the more efficient of the building in terms of energy use. For example, if the estimated “annual energy use of proposed building” is less than the estimated “annual energy use of baseline building”, it means the predicted use of energy is more efficient in the proposed building than in the baseline building. The larger the reduction, the greater the efficiency.  
The predicted annual energy use, in terms of electricity consumption (kWh/m<sup>2</sup>/annum) and town gas/LPG consumption (unit/m<sup>2</sup>/annum), of the development by the internal floor area served, where:  
(a) “total annual energy use” has the same meaning of “annual energy use” in the BEAM Plus New Buildings (current version); and  
(b) “internal floor area”, in relation a building, a space or a unit means the floor area of all enclosed space measured to the internal faces of enclosing external and/or party walls.
- “Baseline Building” has the same meaning as “Baseline Building Model (zero-credit benchmark)” in the BEAM Plus New Buildings (current version).
- “Central Building Services Installation” has the same meaning as that in the Code of Practice for Energy Efficiency of Building Services Installation issued by the Electrical and Mechanical Services Department.

### 註腳：

- 一般而言，一棟樓宇的預計“每年能源消耗量”愈低，其節約能源的效益愈高。如一棟樓宇預計的“每年能源消耗量”低於該樓宇的“基線樓宇每年能源消耗量”，則代表預計該樓宇的能源應用較其基線樓宇有效，削減幅度愈大則代表有關樓宇能源節約的效益愈高。  
預計每年能源消耗量〔以耗電量（千瓦小時/平方米/年）及煤氣/石油氣消耗量（用量單位/平方米/年）計算〕，指將發展項目的每年能源消耗總量除以使用有關裝置的內部樓面面積所得出的商，其中：  
(a) “每年能源消耗量”與新建樓宇BEAM Plus 標準（現行版本）中的「年能源消耗」具有相同涵義；及  
(b) 樓宇、空間或單位的“內部樓面面積”，指外牆及/或共用牆的內壁之內表面起量度出來的樓面面積。
- “基準樓宇”與新建樓宇BEAM Plus 標準（現行版本）中的“基準建築物模式（零分標準）”具有相同涵義。
- “中央屋宇裝備裝置”與機電工程署發出的《屋宇裝備裝置能源效益實務守則》中的涵義相同。

There may be future changes to the Development and the surrounding areas.  
發展項目及其周邊地區日後可能出現改變。

Date of printing of this Sales Brochure: 5 September 2023  
本售樓說明書印製日期: 2023年9月5日。



# EXAMINATION RECORD

## 檢視紀錄



Examination/Revision Date 驗視/修改日期	Revision Made 所作修改	
	Page Number 頁次	Revision Made 所作修改
30 November 2023 2023年11月30日	10	Information on vendor and others involved in the Development is updated 賣方及有參與發展項目的其他人的資料
	14	Location plan of the Development is updated 更新發展項目的所在位置圖
	15, 16	Aerial photograph of the Development are updated 更新發展項目的鳥瞰照片
	16A (additional page) (加頁)	Aerial photograph of the Development is added 增添發展項目的鳥瞰照片
	55, 56, 57, 58	Summary of deed of mutual covenant are updated 更新公契的摘要
	111A (additional page) (加頁)	Fittings, Finishes and Appliances is added 增添裝置、裝修物料及設備
	120, 121	Maintenance of slopes are updated 更新斜坡維修
22 February 2024 2024年2月22日	9	Information on the Development is updated 更新發展項目的資料
	14	Location plan of the Development is updated 更新發展項目的所在位置圖
	22, 23, 24, 25, 26, 29, 30, 31, 32, 33, 34, 35, 36, 37, 38, 39, 40, 41, 42, 44, 46, 48	Floor plans of residential properties in the Development are updated 更新發展項目的住宅物業的樓面平面圖
	25A, 25B (additional page) (加頁)	Floor plans of residential properties in the Development are added 增添發展項目的住宅物業的樓面平面圖
	50, 51	Area of residential properties in the Development are updated 更新發展項目中的住宅物業的面積
	56, 58	Summary of deed of mutual covenant are updated 更新公契的摘要
	74, 75, 76, 77, 78, 78A, 79, 80, 82, 87, 88, 89, 90, 91, 92, 94, 95, 96, 97, 98, 99, 100, 101, 102, 103, 104, 105, 106, 107, 108, 109, 110, 111, 112, 113, 114, 115, 116	Fittings, Finishes and Appliances are updated 更新裝置、裝修物料及設備

# EXAMINATION RECORD

## 檢視紀錄



Examination/Revision Date 驗視/修改日期	Revision Made 所作修改	
	Page Number 頁次	Revision Made 所作修改
21 May 2024 2024年5月21日	14	Location plan of the Development is updated 更新發展項目的所在位置圖
	15	Aerial photograph of the Development is updated 更新發展項目的鳥瞰照片
	16	1. Obsolete aerial photograph of the development is deleted 1. 刪除發展項日期數的過時鳥瞰照片 2. This page is left blank intentionally 2. 本頁故意留白
	16A (deleted page) (刪頁)	Obsolete aerial photograph of the Development is deleted 刪除發展項日期數的過時鳥瞰照片
	22, 47	Floor plans of residential properties in the Development are updated 更新發展項目的住宅物業的樓面平面圖
	47A, 47B (additional page) (加頁)	Floor plans of residential properties in the Development are added 增添發展項目的住宅物業的樓面平面圖
	56, 58	Summary of deed of mutual covenant are updated 更新公契的摘要
	89A, 89B (additional page) (加頁)	Fittings, Finishes and Appliances are added 增添裝置、裝修物料及設備
	74, 75, 76, 77, 78, 78A, 78B, 79, 80, 81, 82, 83, 87, 88, 89, 90, 91, 92, 93, 95, 96, 97, 98, 99, 100, 101, 102, 103, 104, 105, 106, 107, 108, 109, 110, 111, 111A, 112, 113, 114, 115, 116, 118	Fittings, Finishes and Appliances are updated 更新裝置、裝修物料及設備
6 August 2024 2024年8月6日	14	Location plan of the Development is updated 更新發展項目的所在位置圖
	22, 47B	Floor plans of residential properties in the Development are updated 更新發展項目的住宅物業的樓面平面圖
	80, 111	Fittings, Finishes and Appliances are updated 更新裝置、裝修物料及設備
20 August 2024 2024年8月20日	14	Location plan of the Development is updated 更新發展項目的所在位置圖
	75, 79, 88	Fittings, Finishes and Appliances are updated 更新裝置、裝修物料及設備



